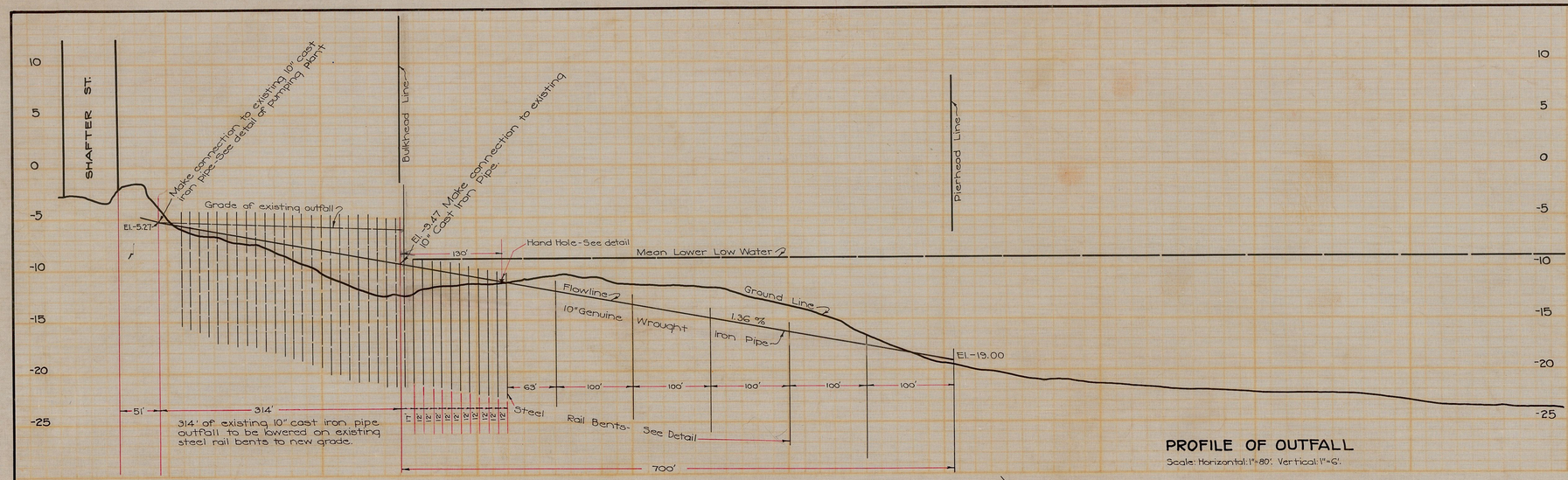

PROFILE OF OUTFALL

Scale: Horizontal: 1"=80'. Vertical: 1"=6'.

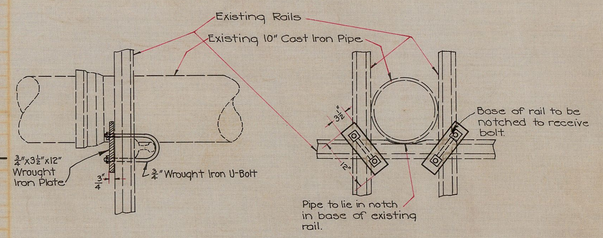

DETAIL OF SUPPORTS FOR EXISTING 10" CAST IRON PIPE

Scale: 1"=1'



PLAN OF OUTFALL

Scale: 1"=100'

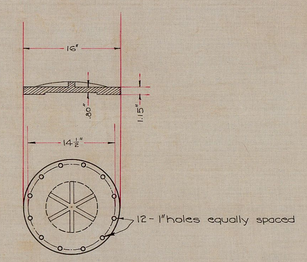

C.I. BLANK FLANGE

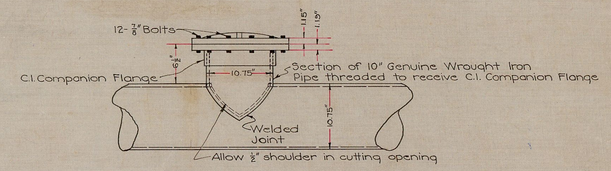

DETAIL OF HAND HOLE

Scale: 1"=1'

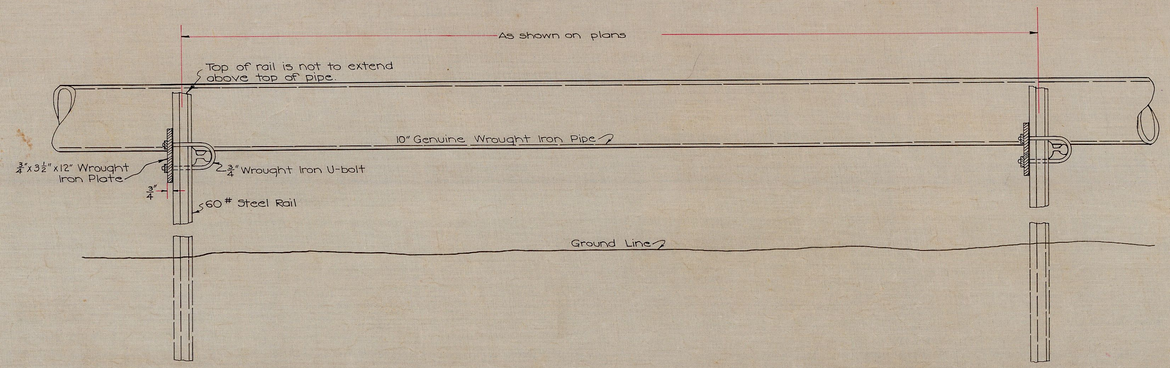

DETAIL OF STEEL RAIL BENTS

Scale: 1"=1'

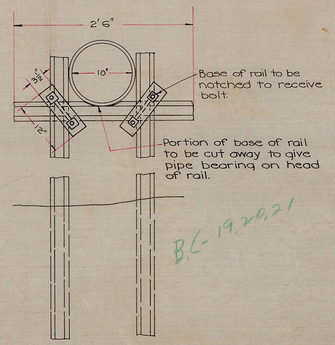

B.C.-19, 20, 21

Sheet 30	CITY OF SAN DIEGO OPERATING DEPARTMENT	34 Sheets

PLANS FOR THE CONSTRUCTION OF A

SANITARY SEWER SYSTEM FOR POINT LOMA DISTRICT

APPROVED CITY ENGINEER MGR. OF OPERATION		DATE 7-25-29 SCALE As shown
DRAWN BY H.C.M. TRACED BY CHECKED BY FIELD BOOKS	CHANGED DATE O.K.	DRAWING NUMBER 494 D

MICROFILMED
MAY 28 1983