

(557)

(551)

(543)

PL. 272

PL. 271

PL. 282

PL. 283

PL. 284

660.86'
TO E. R/W AT SERR, 340.28' Δ 53°56'

240 240.0'

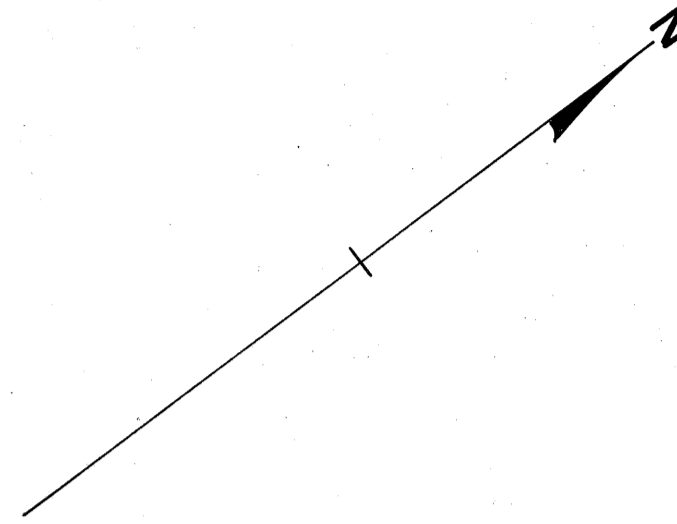
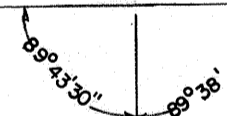
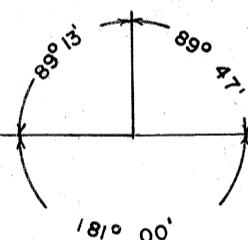
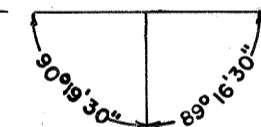
419.93'

511.82'

336.33'

650.88'

650.87'



MICROFILMED
JAN 23 1963