1198

EAST

FIELD BOOK

No. 835

MICROFILMED
DEC 22 1964

Our Leather Bound Engineers Note Books are carried in the following rulings:

No. 380 LEVEL BOOK. Left and Right Hand Page the same as Left Hand Page of this Book.

No. 382 FIELD BOOK. Left Hand Page as in this Book, Right Hand Page 4 x 4 to the inch, Center Line Red.

No. 384 MINING TRANSIT BOOK. Left Hand Page as in this Book, Right Hand Page 8x8 to the inch, Center Line Red.

No. 385 FIELD BOOK. Left Hand Page as in this Book, Right Hand Page 8 vertical and 4 horizontal lines to the inch, Center Line Red.

We also carry the Note Books listed above, bound in extra strong Fabri-Hide (otherwise the same quality of book), which can be furnished at a somewhat lower price.

In ordering Fabri-Hide covered books, add the letter *"F"* to catalog number.

THE FREDERICK POST CO.

ENGINEERING and DRAFTING SUPPLIES

IRVING PARK STATION

CHICAGO, ILL.

Ocean Front Walk		6-15
Hugo St.	Willow - Rosecrans	16-21
Evergreen St	Hugo - Garrison	22-23
Goldfinch	Barr to 300' N 27 to 29	23-24
Vloden	Filbert to 225' S	25-26
Macaulay	Chatsworth - Capistrano	30-35
Justin	Macaulay - Olyphant	36-40
Essex	Park Blvd.	41-45
Loma Pass	to Sheridan	46-50
Allison	sapphire - Turquoise	51 67 75-end
Kettner	Broadway - 5	68-74
Allison	Tourmaline to Turquoise	75-78

Paving Alley Block 142 University Heights
Between Park Blvd + Georgia From Polk to Howard

		N	E
N. Polk		338.14	337.93
40'N	= Break	337.00	337.30
92'N		336.80	337.08
144'N		336.60	336.86
196'N		336.40	336.64
248'N		336.20	336.42
300'N	= Break	336.00	336.20
350'N		335.80	335.96
400'N		335.00	334.91
440'N	= Break	334.40	334.40
495'N		334.32	334.00
550'N	= P.V.C.	334.05	333.40
560'N		333.80	333.32
570'N	= P.V.C.	333.13	332.61
600'N	= S. Howard	332.80	329.80

N	338.14	337.0	336.80	336.60	336.40	336.20	336.00	335.80
E	337.93	337.30	337.08	336.86	336.64	336.42	336.20	336.00
N	335.00	334.60	334.32	334.05	333.80	333.13	330.50	
E	334.91	334.40	334.00	333.40	333.32	332.61	329.80	

INDEXED
MAY 29 1951

Paving Alley Block 171 University Heights
Between Texas + Arizona From Lincoln + Polk

		N	E
N.L. Lincoln Ave		318.72	318.78
40' N	Brk	319.00	319.20
75' N			
110' N	Brk	321.50	321.80
160' N			
210' N			
255' N			
300' N	Brk	326.30	326.10
350' N			
400' N			
450' N			
500' N			
540' N	Brk	328.00	328.00
570' N	Brk	327.80	327.80
600' N.	S.L. Polk Ave	326.65	326.85

RECEIVED
MAY 29 1951

INDEXED
MAY 29 1951

Grades Monroe Ave
247' East of 30th St.

		N	S	BM 378.95 7.93 386.88	3 EBP Monroe 30
EL 30th St		379.75	379.25		
50' E		80.58	80.00		
100' E		81.41	80.75		
150' E		82.25	81.50		
200' E		83.08	82.25		
247.09' E 246.25	End on N " " S	83.86	82.94		
300' E = NL		384.75	383.75		

N	379.50 7.38	80.58 6.3 6.2 +0.1	81.41 5.5 5.4 +0.1	82.25 4.6 4.6 0.0	83.08 3.8 3.4 +0.4	83.86 3.0 2.8 +0.2
S	86.88 379.00 7.88 7.84	80.00 6.9 7.2 -0.3	80.75 6.1 5.9 +0.2	81.50 5.4 out	82.25 4.6 out	82.94 3.9 4.3 -0.4

Elevations Houses Lot 214 + 231
Normal Heights

	9.12	368.91		359.79	Flow Line M.H. No 2
Ground Center Ward Road			7.5	361.4	
Floor House Lot 214			5.50	363.41	
B.M.	0.47	374.97		374.50	S.W. Monroe + 38ft 65L
T.P.	2.84	369.84	7.97	367.00	
Floor House Lot 231 on Cement Around House.			3.88	365.96	

4-14-27

INDEXED
MAY 29 1951



5-14-17
Sisson
Bliss
Sartwell

Levels On Lot Line 30-31 Block K Fairmount
And Block 1 Mountain View

					N.W. Wightman &
BM	3.32	351.25		347.93	Chamoune
TP	4.45	350.14	5.56	345.69	
				350.1	
0+0	= N Cb Line 46th St. Top Cb.		4.46	345.7	
	Gutter Top Paving		5.06	345.1	
10' N			4.6	345.5	
50' N			4.9	345.2	
100' N			4.9	345.2	
150' N	= ℄ Alley		4.5	345.6	
TP	4.03	349.44	4.73	345.41	

Levels On Lot Line 28-29 Mountain View

				~~349.44~~
0+0	Top N Cb of 46th St	349.44	4.36	345.1
	Gutter Top Paving		4.94	344.5
50' N			4.9	344.5
100' N			4.8	344.6
150' N	= ℄ Alley		4.0	345.4

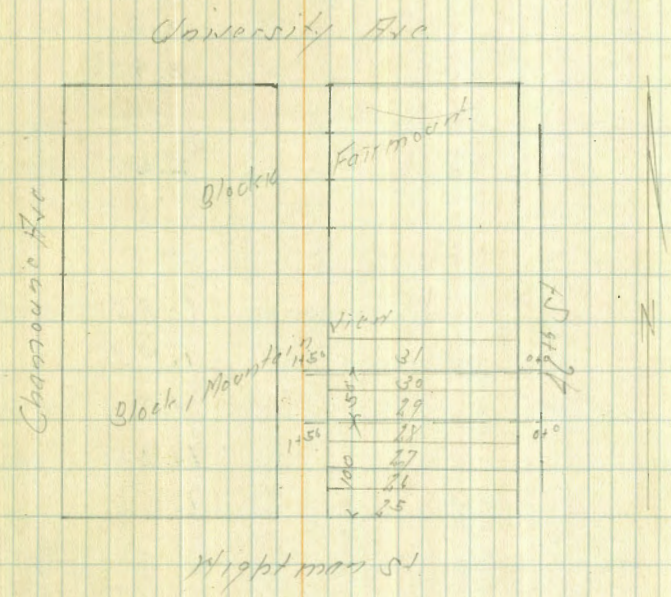

Cross Section of Ocean Front Walk
Mission Beach Sea Wall 12' wide

Area to be filled by dredge π 8.55

Moore 6/29/27 6

C.T. in end
BM Wall 3.95 8.55 North Section 4.60 Ventura Pl

0+00 = North end Ex. Wall E.L. Ocean Front Walk = Baseline

E.L.			4.5	4.05	5'E	3.5 / 5.1		4+00					
W.L.			5.5	3.05			E			6.0	2.55	20 E	2.8 / 5.8
	0+50						W			6.6	1.95		
W			6.2	2.35	10'E	3.2 / 5.4		4+50					
E			5.6	2.95			W			7.0	1.55	20 E	2.7 / 5.9
	1+00						E			6.0	2.55		
E			5.9	2.65	20'E	2.0 / 6.6		5+00					
W			6.7	1.85			E			6.4	2.15	15'E	2.4 / 6.2
	1+50						W			6.7	1.85		
W			6.8	1.75	60'E	2.2 / 6.4		5+50					
E			6.6	1.95			W			7.4	1.15	50'E	2.8 / 5.8
	2+00						E			6.9	1.65		
E			6.6	1.95	35'E	2.4 / 6.2	T.P.	3.08	7.06	4.67	3.98 3.88		
W			6.9	1.65				6+00					
	2+50						E			4.7	2.36	20'E	1.7 / 5.4
W			7.4	1.15	65'E	3.4 / 5.2	W			5.0	2.06		
E			7.0	1.55				6+50					
	3+00						W			5.6	1.46	20'E	1.6 / 5.5
E			4.8	3.75	10'E	2.8 / 5.8	E			5.2	1.86		
W			6.9	1.65				7+00					
	3+50						E			5.1	1.96	25'E	1.0 / 6.1
W			6.8	1.75	20'E	2.8 / 5.8	W			5.9	1.16		
E			6.4	2.15				7+50					
							W			5.5	1.56	20'E	1.4 / 5.7
							E			5.3	1.76		

INDEXED
MAY 29 1951

7.06

	8+00					
E			5.7	1.86	25' E	1.7 / 5.9
W			5.8	1.26		
	8+50					
W			5.9	1.16	20' E	1.4 / 5.7
E			5.3	1.76		
	9+00					
E			5.7	1.36	25 E	1.4 / 5.7
W			6.0	1.06		
	9+50					
W			5.8	1.26	5' E	1.4 / 5.7
E			5.8	1.26		
	10+00					
E			5.1	1.96	5' E	1.0 / 5.1
W			5.7	1.36		
	10+50					
W			5.4	1.66	5' E	1.5 / 5.6
E			5.3	1.76		
	11+00					
E			5.8	1.26	10' E house Foundation	4.8 / 2.3
W			5.6	1.46		
T.P.	2.14	5.76	3.44	3.62		
	11+50					
W			4.3	1.46	25' E	0.1 / 5.7
E			4.3	1.46		

5.76

Ocean Front Walk 7

12+00				
E	3.8	1.96	20' E	1.8 / 4.0
W	4.4	1.36		
12+50				
W	4.4	1.36	25' E	0.4 / 5.4
E	3.8	1.96		
13+00				
E	4.0	1.76	35 E	0.0 / 5.8
W	4.1	1.66		
13+50				
W	4.2	1.56	30' E	0.0 / 5.8
E	3.4	2.36		
14+00				
E	4.0	1.76	30 E	0.0 / 5.8
W	4.2	1.56		
14+50				
W	4.0	1.76	25' E	0.0 / 5.8
E	3.8	1.96		
15+00				
E	4.5	1.26	5' E	0.4 / 5.4
W	4.0	1.76		
15+50				
W	4.3	1.46	25' E House Foundation	2.3 / 3.5
E	5.9	-0.14		
16+00				
E	4.7	1.06	20' E	1.0 / 4.8
W	3.7	2.06		

		⊼ 5.76				
	16+50					
W			4.0	1.76	20E	0.0
E			4.0	1.76		5.8
	17+00					
E			4.0	1.76	35'E	0.2
W			4.0	1.76		5.6
	17+50					
W			4.4	1.36	25E	0.4
E			4.3	1.46		5.4
	18+00					
E			3.7	2.06	20'E	0.0
W			4.0	1.76		5.8
	18+50					
W			4.4	1.36	25'E	0.3
E			4.4	1.36		5.5
T.P.	3.13	6.83	2.06	3.70	✓	
	19+00					
E			5.3	1.53	30'E	1.3
W			5.3	1.53		5.5
	19+50					
W			5.3	1.53	30'E	1.4
E			5.1	1.73		5.4
	20+21.3 = PC					
E			5.2	1.63	40E	1.2
W			5.2	1.63		5.6

	20+94±				
W		5.0	1.83	1'E = Bulkhead	1.0
E		5.0	1.83		5.8
	21+66.7 = EC				
E		5.1	1.73	30'E	1.1
W		5.3	1.53		5.7
	22+00				
W		5.3	1.53	30'E	1.0
E		5.4	1.43		6.8
	22+50				
E		5.5	1.33	50'E	1.4
W		5.4	1.43		5.4
	23+00				
W		5.2	1.63	40'E	1.4
E		5.3	1.53		5.4
	23+50				
E		5.2	1.63	40E	1.3
W		5.1	1.73		5.5
	24+00				
W		5.2	1.63	40'E	1.7
E		5.5	1.33		5.1
	24+50				
E		5.3	1.53	50E	1.6
W		5.5	1.33		5.2
	25+00				
W		5.5	1.33	40E	1.5
E		5.1	1.73		5.3

		↑ 6.83				
T.P.	3.00	6.78	3.05	3.78		✓
	25+50					
E			5.6	1.18	45'E	1.8
W			5.6	1.18		5.0
	26+00					
W			5.0	1.78	30E	1.7
E			5.0	1.78		5.1
	26+50					
E			4.9	1.88	35E	1.0
W			5.2	1.58		5.8
	27+00					
W			5.4	1.38	30E	1.4
E			5.2	1.58		5.4
	27+50					
E			5.3	1.48	25E	2.3
W			5.3	1.48		4.5
	28+00					
W			5.2	1.58	25E	2.0
E			5.9	.88		4.8
	28+50					
E			5.6	1.18	20E	2.2
W			5.7	1.08		4.6
	29+00					
W			5.6	1.18	25E	1.6
E			5.6	1.18		5.2

↑ 6.78 Ocean Front Walk 9

	29+50					
E			5.5	1.28	20E	2.4
W			5.4	1.38		4.4
	30+00					
W			5.7	1.08	15'E	2.6
E			5.7	1.08		4.2
	30+50					
E			5.8	0.98	15E	3.0
W			5.4	1.38		3.8
	31+00					
W			5.6	1.18	20E	3.1
E			5.5	1.28		3.7
	31+50					
E			5.4	1.38	30E	3.0
W			5.4	1.38		3.8
	31+80.6 = P.C.					
W			5.7	1.08	40E	2.8
E			5.7	1.08		4.0
	32+00					
E			5.8	0.88	50E	2.6
W			6.0	0.78		4.2
T.P.	3.13	6.21	3.70	3.08		✓
	32+50					
W			5.1	1.11	20E = Bulkhead	3.2
E			5.1	1.11		3.0

		π 6.21				
	33+00					
E			4.9	1.31	25E	1.9
W			5.0	1.21		4.3
	33+50					
W			5.4	0.81	2E	5.0
E			5.1	1.11	=Bulkhead	1.2
	34+00					
E			4.9	1.31	25E	1.2
W			5.0	1.21		5.0
	34+50					
W			4.9	1.31	30E	1.9
E			4.9	1.31		4.3
	35+00					
E			4.5	1.71	30E	1.5
W			4.8	1.41		4.7
	35+50					
W			4.7	1.51	40E	1.7
E			4.7	1.51		4.5
	36+00					
E			4.5	1.71	60E	1.5
W			4.7	1.51		4.7
	36+50					
W			4.8	1.41	40E	1.8
E			4.5	1.71		4.4
	37+00					
E			5.0	1.21	15E	3.0
W			5.0	1.21	=Bulkhead	3.2

		π 6.21				
	37+22.4 = E.C.					
W			5.0	1.21	20E	2.5
E			4.8	1.41		3.7
	37+50					
E			4.0	1.21	15E	4.0
W			4.9	1.31	=Bulkhead	2.2
	38+00					
W			4.7	1.51	25E	4.0
E			4.7	1.51	35E	2.2
						2.5
	38+50					3.7
E			4.6	1.61	30E	2.0
W			5.0	1.21		4.2
	39+00					
W			5.0	1.21	30E	2.5
E			4.7	1.51		3.7
T.P.	2.08	6.08	2.21	4.00		
	39+50					
E			5.0	1.08	25E	3.5
W			5.0	1.08		2.6
	40+00					
W			4.7	1.38	2E	4.7
E			3.9	2.18	=Bulkhead	1.4
	40+50					
E			3.0	3.08	1E	3.0
W			4.8	1.28	=Bulkhead	3.1

		π 6.08						π 6.08		
	41+00					E		5.3	0.78	
W		4.9	1.18	30 E	2.9 / 3.2	T.P.	30 r	6.90	2.20	3.88 ✓
E		4.6	1.48				44+50			
	41+50					W		6.2	0.70	
E		4.8	1.28	30 E	2.0 / 4.1	E		6.0	0.90	
W		5.0	1.08			40 E		2.3	4.60	
	42+00						45+00			
W		5.2	0.88	25 E	2.2 / 3.9	W		6.1	0.80	
E		4.7	1.38			E		5.8	1.10	
	42+21.1 = PC					25 E		3.5	3.40	
E		5.0	1.08	10 E = Bulkhead	4.0 / 2.1		+50			
W		5.0	1.08			W		6.3	0.60	
	42+50					E		6.2	0.70	
W		5.2	0.88	10 E	4.0 / 2.1	30 E		3.6	3.30	
E		5.2	0.88				46+00			
	43+00					W		5.9	1.00	
E		5.0	1.08	10 E	5.0 / 1.1	E		6.4	0.50	
W		5.0	1.08			+5 = Bulkhead		2.0	4.90	
	43+50						+57			
W		5.0	1.08	30 E	2.0 / 4.1	W		6.0	0.90	
E		5.0	1.08			E		5.2	1.70	
	44+00					+1 Bulkhead	+58	5.2	1.70	
E		5.3	0.78	35 E	2.3 / 3.8	W		6.0	0.90	
W		5.3	0.78			E		5.2	1.70	
	44+20.5 = EC					35 E		2.2	4.70	
W		5.3	0.78	35 E	2.0 / 4.1					

6.90

	47+00			
W			6.2	0.70
E			6.0	0.90
30' E			4.1	2.80
	+50			
W			6.2	0.70
E			5.4	1.50
40 E			4.3	2.60
	48+00			
W			6.2	0.70
E			5.8	1.10
40 E			3.0	3.90
T.P.	5.15	7.26	4.79	2.11
	+50			
W			6.4	0.86
E			6.2	1.06
30 E			4.5	2.76
	49+00			
W			6.3	0.96
E			6.0	1.26
20 E	Bulkhead		5.0	2.26
	+50			
W			6.1	1.16
E			6.0	1.26
30' E			4.5	2.76

7.26

	50+00		
W		6.5	0.76
E		5.9	1.36
30 E		2.4	4.86
	+50		
W		6.6	0.66
E		6.0	1.26
25 E		4.0	3.26
	51+00		
W		6.0	1.26
E		5.6	1.66
30 E		3.5	3.76
	+50		
W		6.0	1.26
E		5.5	1.76
30 E		2.3	4.96
	52+00		
W		6.2	1.06
E		5.4	1.86
30 E		3.5	3.76
	+50		
W		5.8	1.46
E		4.5	2.76
20 E		3.2	4.06
	53+00		
W		6.1	1.16
E		5.3	1.96
25 E		2.1	5.16

7.26

53+50

W		6.0	1.26
E		5.8	1.46
30 E		3.4	3.86
T.P.	2.66	5.31	4.61 7.65

54+00

W		4.4	1.11
E		4.0	1.31
30 E		7.0	3.31

+50

W		3.8	1.51
E		3.7	1.61
5 E	Built Head	3.0	2.31

55+00

W		4.0	1.31
E		3.7	1.61
5 E		2.7	2.61

+50

W		4.0	1.31
E		2.7	2.61
7' E		2.7	2.61

56+00

W		4.0	1.31
E		3.4	2.11
7 E		3.0	2.31

5.31

Ocean Front Walk 13

56+50

W		3.8	1.51
E		3.8	1.51
7 E		3.6	1.71

57+00

W		3.5	1.81
E		3.4	1.91
7' E		3.0	2.31

+50

W		3.9	1.41
E		3.0	2.31
10 E		2.5	2.81

58+00

W		4.1	1.21
E		2.1	3.21
5 E		2.8	2.51
T.P.	1.91	6.61	0.61 4.70

+50

W		5.5	1.11
E		5.0	1.61
15 E		3.0	3.61

59+00

W		5.3	1.31
E		4.8	1.81
30 E		3.0	3.61

	59+50		
W		4.4	2.21
E		4.7	1.91
30 E		3.5	4.11
	60+00		
W		4.8	1.81
E		4.7	1.91
35 E		3.4	4.21
	+50		
W		4.8	1.81
E		4.4	2.21
45' E	Bulkhead	9.0	3.61
	61+00		
W		4.8	1.81
E		4.0	2.61
10 E		4.0	2.61
	+50		
W		4.5	2.11
E		4.1	2.51
10 E		3.0	4.61
	62+00		
W		4.7	1.91
E		4.8	1.81
40 E		1.6	5.01
	+50		
W		5.0	1.61

6.6!

E		4.9	1.71
10 E		3.4	3.41
T.P.	50' 6.30	3.3	3.49
	62+66		
W		6.8	1.50
E		6.6	1.70
10 E		3.4	4.70
	62+67		
W		6.8	1.50
E	Bulkhead	6.6	1.70
+1		6.5	1.80
	63+98		
W		6.0	2.30
E		6.4	2.10
	63+00		
W		6.0	2.30
E		6.4	2.10
10 E		3.0	5.30
	+50		
W		6.1	2.20
E		7.0	1.30
10 E		4.4	3.90
	64+00		
W		6.5	1.80
E		6.5	1.80
30 E		5.4	3.10

8.30

	64+57		
W		6.7	1.60
E		6.7	1.60
30 E		4.1	4.20
	+60		
W		6.7	1.60
+1		4.8	3.50
E		4.5	3.80
	+89		
W		6.9	1.40
+1		4.3	4.00
E		3.8	4.50
	+90		
W		6.9	1.40
E		6.7	1.60
30 E		3.6	4.70
	65+60 = A	Ocean Front walk 30' wide here North	
W		7.6	0.70
E		6.5	1.80
10 E		5.6	2.70
	66+00		
W		7.5	0.80
E		6.5	1.80
30 E		4.8	3.50
	+50		
W		7.6	0.70

8.30 Ocean Front walk 15

E		6.0	2.30
30 E		4.0	4.30
	67+00		
W		7.3	1.00
E		6.3	2.00
30 E		4.0	4.30
	+50		
W		7.1	1.20
E		6.6	1.70
30 E		3.3	5.00
	68+00		
W		7.4	0.90
E		6.9	1.40
30 E		4.7	3.60
	+61	North end	
W		7.4	0.90
E		6.8	1.50
30 E		5.5	2.80
check to BM Valley +0 F walk	4.86	3.30	5.00

Tolman 8-2-27

Xsection of Hugo St bet W.L. of Willow & E.L. of Rosecrans

70' street
18' cbs
8½' grts.

	1.16	45.52		44.36
(E.L. Willow) →		S.L. Hugo St		45.5
S.L.			2.8	42.7
Top Cb			2.64	42.9
Conc. Gutter			3.41	42.1
cb			3.3	42.2
¼			3.3	42.2
℄			3.3	42.2
¼			3.5	42.0
cb			4.0	41.5
Conc. Gut			4.27	41.2
Top Cb			3.57	41.9
N.L.			3.3	42.2
		50' East		
N.L.			7.5	38.0
cb			7.5	38.0
¼			7.3	38.2
℄			6.4	39.1
¼			6.2	39.3
cb			6.8	38.7
S.L.			6.4	39.1
		100' East		
S.L.			8.9	36.6
cb			9.1	36.4
¼			9.0	36.5

SW BP Hugo & Willow.

INDEXED

Hugo

					45.5
℄			9.1	36.4	
¼			10.0	35.5	
cb			9.6	35.9	
N.L.			9.9	35.6	
		150' East			
N.L.			11.7	33.8	
cb			11.6	33.9	
¼			11.8	33.7	
℄			11.4	34.1	
¼			11.5	34.0	
cb			11.5	34.0	
S.L.			11.3	34.2	
TP	1.85	35.05	12.32		33.20
				35.1	
		200' East			
S.L.			2.9	32.2	
cb			3.1	32.0	
¼			3.2	31.9	
℄			2.8	32.3	
¼			3.3	31.8	
cb			3.1	32.0	
N.L.			3.1	32.0	

35.05

250' East 35.1

N.L	4.7	30.4
cb	4.6	30.5
¼	4.9	30.2
℄	4.2	30.9
¼	5.0	30.1
cb	5.1	30.0
S.L	5.1	30.0

300' E = W.L Evergreen St.

S.L	7.2	27.9
cb	6.8	28.3
¼	6.8	28.3
℄	6.3	28.8
¼	6.7	28.4
cb	6.5	28.6
N.L	6.5	28.6

W cb (18')

N.L	7.2	27.9
cb	7.3	27.8
¼	7.5	27.6
℄	7.4	27.7
¼	7.6	27.5
cb	7.6	27.5
S.L	7.6	27.5

W ¼ 35.1

S.L	8.0	27.1
cb ¼	7.9	27.2
¼ cb	7.8	27.3
L	7.8	27.3
¼	7.6	27.5
cb	7.6	27.5
N.L	7.5	27.6
TP	7.87	27.2 27.18

℄

N.L	7.7	27.4
cb	7.7	27.4
¼	7.9	27.3
℄	7.9	27.2
¼	8.0	27.1
cb	8.2	26.9
S.L.	8.4	26.7

W ¼

S.L	8.7	26.4
cb	8.6	26.5
¼	8.5	26.6
℄	8.5	26.6
¼	8.5	26.6
cb	8.4	26.7
N.L	8.4	26.7

35.01

W. curb (18')

			35.1
NL		8.7	26.4
cb		8.7	26.4
1/4		8.8	26.3
℄		8.8	26.3
1/4		8.9	26.2
cb		7.2	25.9
SL		9.8	25.3

W PL Evergreen St

SL		9.6	25.5
cb		9.6	25.5
1/4		9.6	25.5
℄		9.6	25.5
1/4		9.5	25.6
cb		9.5	25.6
NL		9.5	25.6

50' West

NL		11.4	
cb		11.5	
1/4		11.6	
℄		11.5	
1/4		11.5	
cb		11.7	
SL		11.7	
TP	0.01	23.69	11.27	22.78

100' west

SL	1.3
cb	2.2
1/4	2.2
℄	2.2
1/4	2.1
cb	2.1
NL	2.1

150' west

NL	3.8
cb	3.9
1/4	3.9
℄	4.0
1/4	4.0
cb	4.2
SL	3.9

200' west

SL	6.1
cb	5.9
1/4	6.0
℄	5.7
1/4	5.8
cb	5.7
NL	5.7

33.69

250' west

NL	7.4
cb	7.6
1/4	7.7
℄	7.5
1/4	7.7
cb	7.8
SL	8.3

300' west = W.L. Locust St

SL	11.7
cb	11.4
1/4	11.3
℄	11.0
1/4	11.1
cb	11.0
NL	11.1

W cb (18)

NL	11.5
cb	11.6
1/4	11.6
℄	11.8
1/4	11.7
cb	12.1
SL	12.2

W 1/4

SL	12.4
cb	12.9
1/4	12.6
℄	12.3
1/4	12.2
cb	11.9
NL	12.0

TP 12.8 13.14 11.83 11.86

℄ Locust

NL	1.5
cb	1.5
1/4	1.6
℄	1.7
1/4	1.8
cb	1.9
SL	2.2

E 1/4

SL	2.5
cb	2.2
1/4	2.0
℄	1.8
1/4	1.9
cb	1.6
NL	1.6

Ecb

N.L	1.8
cb	1.7
1/2	2.1
¢	1.9
1/4	2.1
cb	2.2
S.L	2.6

E.L. Locust

S.L	3.2
cb	2.7
1/4	2.5
¢	2.3
1/4	2.4
cb	2.7
N.L	2.2

EL + 50

S.L	3.9
cb	4.2
1/4	3.8
¢	3.5
1/2	2.8
cb	4.0
N.L	4.0

EL + 100

NL	5.3
cb	5.6
1/4	5.6
¢	5.5
1/2	5.7
cb	5.7
SL	5.3

EL + 150

SL	6.6
cb	7.1
1/4	6.8
¢	6.9
1/4	6.8
cb	6.8
NL	6.8

EL + 200

NL	8.1
cb	8.1
1/2	8.1
¢	8.1
1/4	8.2
cb	8.7
SL	7.2

EL + 7.50

N.L.	9.0
C.L.	9.2
1/4	9.0
℄	8.9
1/4	9.1
C.L.	8.9
S.L.	9.0

EL + 3.00 - W.L. Rosecrans St

S.L.	9.8
C.L.	11.0
1/4	10.8
℄	10.4
1/4	10.9
C.L.	11.1
N.L.	10.9

On Rosecrans Pavement

N.L.	12.20
S.L.	12.25

Tolman 8-2-27

Xsection of Evergreen St
bet. S.L. Hugo & N.L. Garrison

70' Street
18' cbc

TP Page 17

	4.50	31.68		27.18
		S.L. Hugo St.		31.7
W.L.			3.7	28.0
cb			4.2	29.5
1/4			4.6	27.1
℄			5.0	26.7
1/4			5.1	26.6
cb			5.5	26.2
E.L.			6.2	25.5
		50' south		
EL			6.5	25.2
cb			5.8	25.9
1/4			5.4	26.3
℄			4.9	26.8
1/4			4.5	27.2
cb			4.8	26.9
W.L.			3.5	28.2
		100' south		
W.L.			2.9	28.8
cb			4.0	27.7
1/4			4.5	27.2
℄			4.7	27.0
1/4			5.0	26.7

INDEXED

cb		5.0	31.7 / 26.7
EL		6.6	25.1
	150' South		
EL		5.4	26.3
cb		5.4	26.3
1/4		4.8	26.9
℄		4.3	27.4
1/4		4.0	27.7
cb		3.5	28.2
WL		2.7	29.0
	200' S = N.L. Garrison St		
W.L.		2.4	29.3
Top Cmt Cb (buried)		3.53	28.2
cb		3.5	28.2
1/4		3.6	28.1
℄		3.6	28.1
1/4		4.1	27.6
cb		4.1	27.6
Top Cmt Cb (buried)		4.42	27.3
EL		4.5	27.2

12.20	43.28	0.60	31.08
11.51	54.75	0.04	43.24
		3.27	49.48

Tolman 8-3-27

X section of Goldfinch St

fr. N.L. Barr Ave to north 300'

60' st
10' cbs

	5.54	274.55		269.01	SW BP Hunter & Jackdaw
	0.47	269.04	5.98	268.57	
	0.40	256.75	12.69	256.35	
			4.24	252.51	Top Fire Plug Hunter & Barr
	0.92	245.79	11.89	244.86	Please check Mr. Fieldman
0+00 ℄			1.92	243.86	
0+50 ℄			8.2	237.68	
0+90 ℄			12.2	233.58	
TP	0.03	232.85	12.96	232.82	
1+25 ℄			3.1	229.75	
1+50 ℄			6.0	226.85	
1+75 ℄			9.5	223.35	
2+00 ℄			13.0	219.85	
TP	1.08	220.87	13.06	219.79	
2+30 ℄			5.5	215.37	

Contour Map 8-12-26 CBH

Plotted

INDEXED

Tie 456

23

Note: All Xsections run from E to W

subtract ℄ Rod from H.I. add ℄ Reading on this page to elev and subtract other rods fum H.I

243.4	242.8	243.0	243.86	243.8			243.3	242.9	
6.3	6.9	6.7	5.8	5.9			6.4	6.8	
WL	cb	1/4	℄	1/4			cb	EL	
237.3	237.4	237.7	237.6	238.4			238.3	239.5	
6.5	5.9	6.1	6.2	5.4			5.5	4.3	
WL	cb	1/4	℄	1/4			cb	EL	
33.5	33.5	33.9	233.6	34.1			34.9	36.3	
6.0	6.0	5.6	5.9	5.4			4.6	3.2	
WL	cb	1/4	℄	1/4			cb	EL	
29.0	28.9	29.0	229.8	29.5	29.1	31.4	33.1	34.9	
8.0	8.1	8.0	7.2	7.5	7.9	5.6	3.9	2.1	
WL	cb	1/4	℄	1/4	+7	+6	cb	EL	
23.3	23.4	25.4	226.8	26.8	26.5	29.0	30.2	31.8	
10.1	10.0	8.0	6.6	6.6	6.9	4.4	3.2	1.6	
WL	cb	1/4	℄	1/4	+5	+3	cb	EL	
15.2	17.2	20.9	223.4	24.6	24.0	26.6		27.2	
13.0	11.0	7.3	4.8	3.6	4.2	1.6		1.0	
WL	cb	1/4	℄	1/4	+5	cb		EL	
08.0	11.3	14.2	219.9	21.4	21.0	25.0		25.5	
19.8	16.5	13.6	7.9	6.4	6.8	2.8		2.3	
WL	cb	1/4	℄	1/4	+6	cb		EL	
02.8	07.7	11.1	215.4	17.6	16.3	20.1		21.3	
21.0	16.1	12.7	8.4	6.2	7.5	3.7		2.5	
WL	cb	1/4	℄	1/4	+2	cb		EL	

		220.87				186.5	196.3	01.2	06.8	210.5	13.4	14.0	13.2	17.6	18.0	
2+55 ℄			10.4	210.47		34.1	24.3	19.4	13.8	10.1	7.2	6.6	7.4	3.0	2.6	15 7
						+10	W.L.	cb	1/4	℄	1/4	cb	+8	+5	EL	
		212.39		208.38												
T.P.	4.01	222.37	12.49	218.38		184.8	188.5	195.4	00.3	203.7	11.8		12.9	12.0	15.0	
2+80 ℄			8.7	203.69		34.6	30.9	24.0	19.1	15.7	7.6		6.5	7.4	4.4	23 18 4
						+5	W.L.	cb	1/4	℄	1/4		cb	+3	EL	
							177.3	189.2	195.7	200.5	04.0		06.7		07.4	
3+00 ℄			11.9	200.49			37.3	25.4	18.9	14.1	10.6		7.9		7.2	22 10
							W.L.	cb	1/4	℄	1/4		cb		EL	

Tolman 8-2-27

X section of Woden St from S.W. line of Filbert to 225 South

60' St
10' obs

	4.95	21.62		16.67	Spike in Pole SW. Main & Vesta
	8.75	20.42	9.95	11.67	

S.W. line Filbert St.

N.W. line			5.9	14.5	
cb			6.9	13.5	
¼			7.6	12.8	
℄			8.0	12.4	
¼			7.8	12.6	
cb			6.9	13.5	
S.E. line			5.5	14.9	
TP			5.46	14.96	Top Lob S.E Woden & Filbert
		50' S.W.			
S.E. line			6.0	14.4	
cb			6.1	14.3	
¼			6.3	14.1	
℄			6.3	14.1	
¼			6.6	13.8	
cb			6.1	14.3	
N.W. line			5.8	14.6	
		100' S.W.			
N.W. line			6.3	14.1	
cb			6.3	14.1	
¼			6.0	14.4	
℄			5.9	14.5	
¼			6.3	14.1	
cb			6.5	13.9	
S.E. line			6.1	14.3	
		150' S.W.			
S.E. line			6.6	13.8	
cb			6.8	13.6	
¼			7.0	13.4	
℄			7.1	13.3	Top M.H cover 0.21' lower
¼			7.2	13.2	
cb			7.2	13.2	
N.W. line			6.8	13.6	
		200' S.W.			
N.W. line			8.3	12.1	
cb			7.9	12.5	
¼			8.0	12.4	
℄			7.8	12.6	
¼			7.8	12.6	
+8			8.4	12.0	
+9			7.4	13.0	
cb			7.4	13.0	
S.E. line			7.6	12.8	
		225' S.W.			
S.E. line			7.9	12.5	

INDEXED

20.42

25

2042

Woden St

26

cb	7.8	12.6
+2	7.8	12.6
+3	8.8	11.6
$\frac{1}{4}$	8.2	12.2
℄	8.3	12.1
$\frac{1}{4}$	8.5	11.9
cb	8.3	12.1
NW line	8.7	11.7

INDEXED

Xsection North End Goldfinch St. continued from page 24 of this book by Tolman:

Aug 10-27 Donnan Flood Bichet

+	π	−	Ele	
5.55	274.56		269.01 O.P.S.W. Hunter and Jackdaw.	
1.60	269.43	6.73	267.83	on Curb
0.83	257.37	12.89	256.54	on sidewalk
2.62	248.12	11.87	245.50	" "
0.50	236.09	12.53	235.59	Rock
0.97	224.40	12.66	223.43	"
0.74	212.58	12.56	211.84	"
⊙ P.T.		9.47	203.11	Outer Cor. end of Concrete retaining wall.
Sections taken from E to W. Sec A -15		1.4	11.2	
-5		3.2	09.4	
-4		5.4	07.2	
E.L.		5.4	07.2	
cb		4.9	07.7	
1/4		8.5	04.1	
+5		9.5	03.1	
℄		12.1	00.5	
+8		16.7	95.9	
1/4		18.2	93.4	
cb		25.3	87.3	
+8		32.5	80.1	
W.L.		31.5	81.1	
+15		18.8	93.8	
3+00 E.L.		5.4	07.2	
E.L +9		5.4	07.2	
E.L +12		7.4	05.2	

Plotted Conture May 8-16-27 CBH

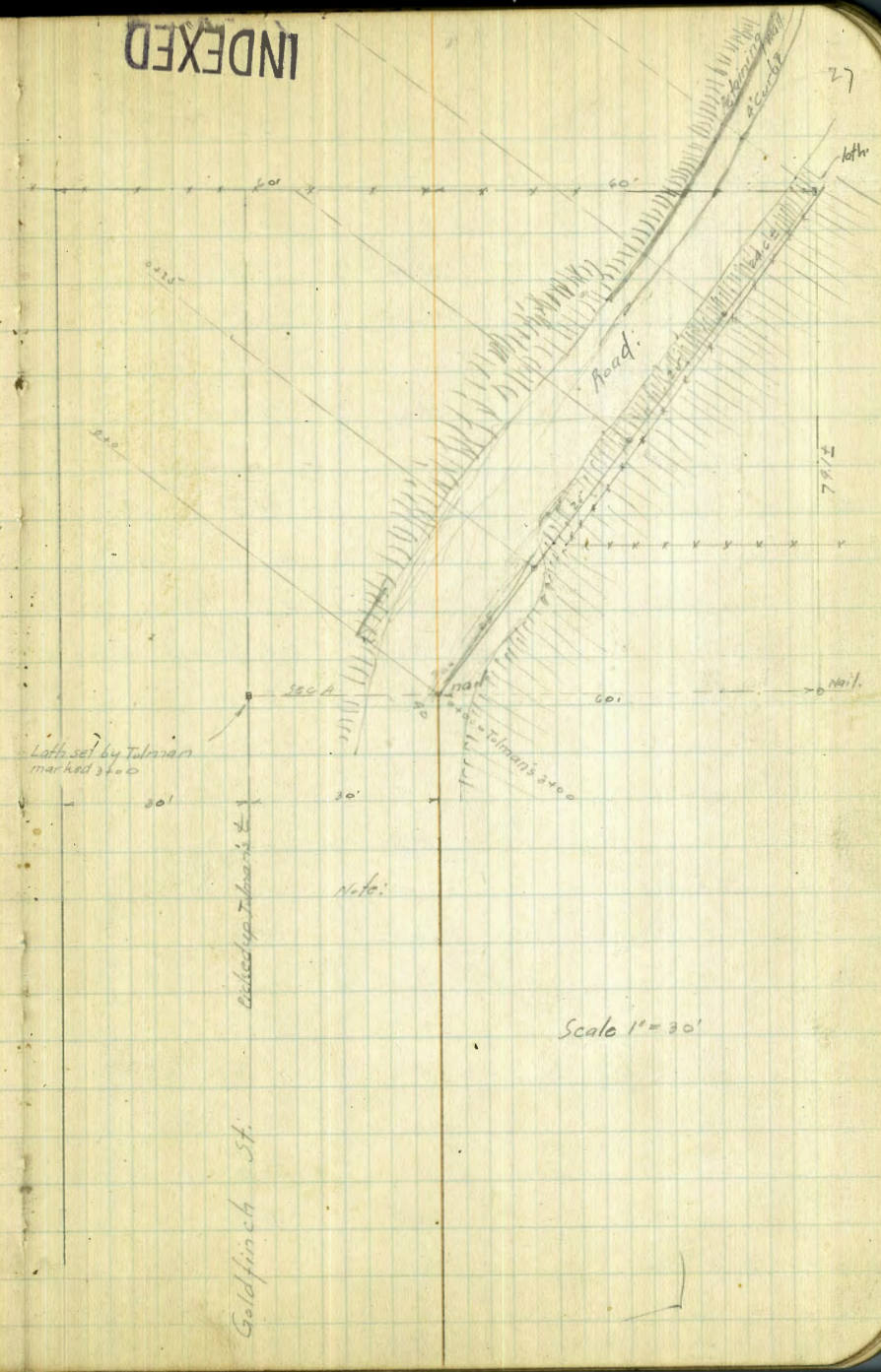

	+	℄ 212.58	—	E/e
E.L. + 25			11.3	01.3
" + 33			16.8	95.8
" + 38			12.8	94.8
" + 60			38.7	73.9
" + 68	Bottom Canyon		43.3	69.3
" + 71	"	"	43.3	69.3
" + 82			37.8	74.8
	0 + 25			
E.L. - 10			2.3	10.3
" - 3			5.4	07.2
" - 1	Edge road		7.8	04.8
E.L.			7.8	04.8
" + 13			8.3	04.3
" + 32			15.4	97.2
" + 42			22.8	89.8
" + 60			35.9	76.7
" + 81	Bottom Canyon;		50.4	62.2
" + 100			38.0	74.6
	0 + 50			
E.L. - 15			4.1	08.5
" - 9	Note: terraced from fence east.		4.7	07.9
" - 8			5.3	07.3
" - 2	Top of slope to Road	force	6.0	06.6
E.L. on slope			7.2	04.4
" + 2	Edge Road:		9.5	03.1
" + 13	Edge of fill:		9.7	02.9

	+	℄ 212.58	—	E/e
E.L. + 30			16.9	95.6
" + 37			23.5	88.1
" + 47			32.1	80.5
" + 60			43.8	68.8
" + 80	Bottom Canyon:		58.9	53.7
	0 + 75			
E.L. - 15			4.3	07.3
" - 10			5.0	07.6
" - 9	Terraced:		6.3	06.3
" - 1			6.8	05.8
E.L.	on slope		8.0	04.6
" + 5	Edge Road:		11.0	01.6
" + 12.8	"	" in gutter	11.0	01.6
" + 13	on Concrete 5" Curb		10.31	02.29
" + 15.5	on ground E side retaining wall:		10.5	02.1
" + 16	on Concrete retaining wall:		9.76	02.82
" + 17	" Ground W. side wall:		12.5	00.1
" 19			13.7	98.9
" + 29			24.3	88.3
" + 57			45.1	67.5
" + 81			58.6	54.0
" + 90	Bottom		63.8	48.8
	0 + 99.6 ± P.L.			
E.L. - 15			5.2	06.4
" - 10			5.4	07.2
" - 9			7.3	05.3

+	π 2/2.58	−	El6
E.L=00 = Top of slope to road		7.8	05.8
E.L+5 = Edge road		11.9	00.7
E.L+14.0 = Edge road = Gutter		12.2	00.4
11 +14.0 = 4" Concrete curb		11.58	01.00
11 + 16.5 = Ground E. side wall		11.8	00.9
11 + 17 = Top of concrete retaining wall		10.98	01.60
11 +18 = Ground West side of retaining wall		16.7	95.9
11+20 = Break		17.0	95.6
11433		28.5	84.1
11 50		41.2	70.4

Xsection of Macauly St from Chatsworth to Capistrano

Aug 25-27

60' st
10 Cbs
10 Qts

Donnan
Flood
Bichet
Kiernan.

	+	π	−	133.9
	0.67	133.90		133.23 B.P. N.E. Cor Chatsworth and arlington: (Narragansett)
	0+00 = E.L. Chatsworth.			
N.L.			10.0	123.9
cb.			9.9	124.0
+3			11.1	122.8
1/4			10.8	123.1
℄			10.4	123.5
3/4			9.7	124.2
+5			10.1	123.8
cb			8.6	125.3
S.L. P.1			8.1	125.8
S.L. +20 = End curve on Chatsworth			7.1	126.8
0+20 = End of curve on Macauly				
S.L.			8.6	125.3
cb			9.0	124.9
1/4			9.8	124.1
+6			9.5	124.4
℄			10.2	123.7
3/4			10.7	123.2
+4			11.0	122.9
cb			9.8	124.1
N.L.			10.0	123.9
	0+50			
N.L.			10.2	123.7

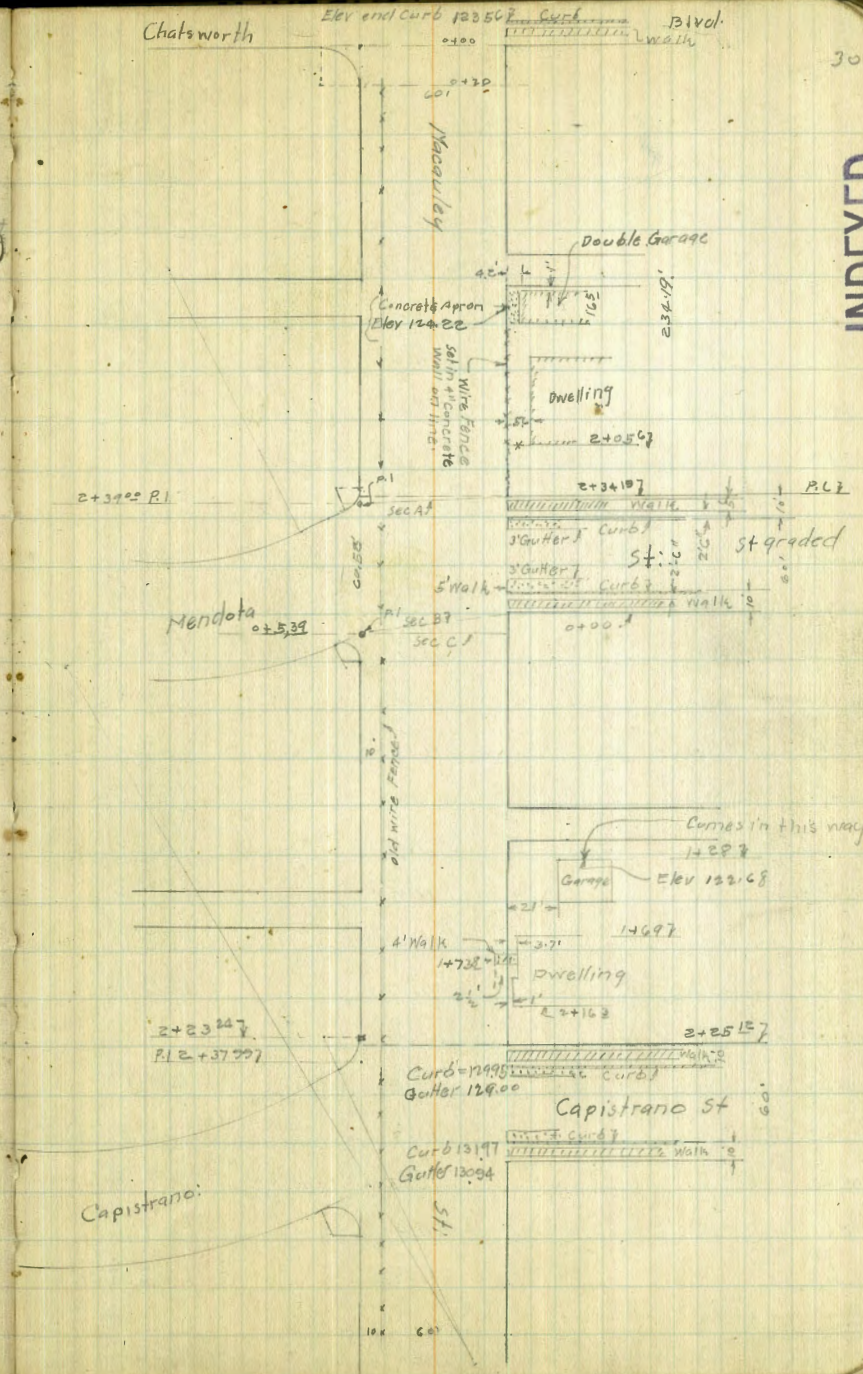

INDEXED

+	π	−	Ele
	133.90		Macaulay 133.9
cb		10.2	123.7
1/4		10.3	123.6
℄		10.2	123.7
1/4		10.1	123.8
cb		9.3	124.6
+5		9.8	124.1
S.L.		9.3	124.6
+10		9.0	124.9
	0+82		
S.L.-10		9.4	124.5
S.L.		9.4	124.5
+6		10.1	123.8
cb		9.5	124.4
1/4		9.6	124.3
℄		10.2	123.7
1/4		10.3	123.6
cb		9.9	124.0
N.L.		10.2	123.7
+10		10.7	123.2
1+14 = W.L. Alley			
N.L.-10		11.4	122.5
N.L.-2		11.0	122.9
N.L.		10.5	123.4
cb		9.8	124.1
1/4		10.2	123.7
℄		10.1	123.8
+8		10.1	123.8

+	π	−	133.9
			12 A 4 cbh
1/4		9.5	124.4
cb		9.1	124.8
S.L.		9.3	124.6
S.L.+10		9.2	124.7
	1+50		
S.L.-10		8.4	125.5
S.L.		8.5	125.4
+9		8.1	125.8
cb		9.0	124.9
1/4		9.5	124.4
+7		9.8	124.1
℄		10.0	123.9
1/4		10.0	123.9
+5		10.3	123.6
cb		9.6	124.3
N.L. Good for ground. Taken on top of wall.		9.58	124.3
	1+75		
N.L. good for Ground Taken on top wall		9.39	124.5
cb		9.4	124.5
1/4		10.0	123.9
℄		9.9	124.0
+4		9.8	124.1
1/4		9.5	124.4
cb		9.2	124.7
+1		8.2	125.7
S.L.		8.6	125.3
S.L.+10		8.1	125.8

	+	π 133.90	−	E/E	133.9
				Macaulay:	
	2+00				
S.L.			8.3	125.6	
+9			8.2	125.7	
C/b			9.0	124.9	
1/4			9.3	124.6	
℄			9.8	124.1	
1/4			9.8	124.1	
+5			10.0	123.9	
C/b			9.4	124.5	
N.L.	Good for ground. Taken on wall		9.22	124.7	
	2+25				
N.L.	Good for ground Taken on wall		10.20	123.7	
+3			9.4	124.5	
C/b			9.6	124.3	
1/4			9.8	124.1	
℄			9.7	124.2	
+3			9.8	124.1	
+5			9.3	124.6	
1/4			9.3	124.6	
C/b			9.1	124.8	
+1			8.2	125.7	
S.L.			8.5	125.4	
2+34.19 = N.L. of Mendota St on the North.					
S.L.			8.1	125.8	
+5			7.6	126.3	
+9			8.1	125.8	

	+	π 133.90	−	E/E	133.9
C/b			8.9	125.0	
1/4			9.3	124.6	
℄			9.7	124.2	
1/4			9.9	124.0	
C/b			10.1	123.8	
N.L.			11.6	122.3	
#	9.91	131.91	11.90	122.00	End West curb at Mendota.

See Sketch: Sec A

2+34.19 on the North to 2+39.09 on the South-West line of Mendota.

Mendota Go North 60.58' on south; Diagonal; 131.91

N.L.	9.6	122.3	
C/b	8.6	123.3	
1/4	7.9	124.0	
℄	7.7	124.2	
1/4	7.5	124.4	
C/b	7.0	124.9	
+1	5.6	126.3	
S.L.	5.7	126.2	
West curb of Mendota:			
S.L.	5.0	126.9	
+9	5.8	126.1	
C/b	6.9	125.0	
1/4	7.2	124.7	
℄	7.7	124.2	
1/4	8.1	123.8	
C/b	9.1	122.8	
N.L. on end of curb	9.91	122.00	
Gutter on Pavement	11.01	120.90	

+	π 131.91	−	Ele 131.9

Macaulay.

W ¼ of Mendota St

N.C.	10.4	121.5
cb	9.0	122.9
¼	8.1	123.8
℄	7.7	124.2
¼	7.0	124.9
+7	6.8	125.1
cb	6.1	125.9
+6	5.3	126.6
S.C.	5.0	126.9

℄ Mendota St.

S.C.	5.5	126.4
cb	6.4	125.5
¼	7.2	124.7
℄	7.6	124.3
¼	8.1	123.8
cb	9.1	122.8
N.C.	9.8	122.1

E ¼ Mendota St

N.C.	10.3	121.6
cb	9.1	122.8
¼	8.0	123.9
℄	7.6	124.3
¼	7.2	124.7
cb	6.8	125.1
S.C.	5.5	126.4

+	π 131.91	−	Ele 131.91

E curb of Mendota

S.C.	5.5	126.4	
cb	6.6	125.3	
¼	7.2	124.7	
℄	7.5	124.4	
¼	7.9	124.0	
cb	8.7	123.2	
When concrete curb	9.97	121.9	121.94
N.C. in concrete Gutter	11.05	120.9	120.86

Sec B = 0+00 On the North to 0+05.39 on the South = E.L. of Mendota.

N.C.	9.6	122.3
cb	8.3	123.6
+5	7.4	124.5
¼	7.7	124.2
℄	7.4	124.5
+5	7.2	124.7
¼	7.1	124.8
cb	6.8	125.1
S.C.	5.1	126.8

Sec C Right angles to E.L. = 0+5.39 on the North.

S.C.	5.1	126.8
cb	6.8	125.1
¼	7.1	124.8
+6	6.6	125.3
+6	7.4	124.5
℄	7.4	124.5

	+	π 131.91	−	131.9
				Macaulay.
1/4			7.6	124.3
+3			7.8	124.1
+5⁻			7.1	124.8
cb			7.0	124.9
N.L.			7.1	124.8
+10			9.8	122.1
"	0+25⁻			
N.L-10			9.8	122.1
N.L-5			9.3	122.6
N.L			6.9	125.0
cb			6.9	125.0
+6			7.2	124.7
1/4			7.3	124.6
℄			7.2	124.7
+5⁻			7.1	124.8
1/4			7.0	124.9
cb			6.1	125.8
S.L.			5.6	126.3
	0+50			
S.L.			6.3	125.6
cb			6.1	125.8
1/4			6.9	125.0
+5⁻			6.5⁻	125.4
+6			7.0	124.9
℄			6.9	125.0
1/4			7.0	124.9

	+	π 131.91	−	131.9
cb			7.1	124.8
+5⁻			6.4	125.5⁻
N.L.			6.7	125.2
+5⁻			8.4	123.5
+10			9.2	122.7
	0+75⁻			
N.L-10			9.2	122.7
N.L-5			8.6	123.3
N.L			6.7	125.2
cb			6.4	125.6
+5⁻			6.0	125.9
+6			6.8	125.1
1/4			6.7	125.2
℄			6.6	125.4
+3			6.7	125.3
+5⁻			5.9	126.0
1/4			6.4	125.5⁻
cb			5.9	126.0
S.L.			5.9	126.0
	1+00			
S.L.			5.5⁻	126.4
cb			5.6	126.3
1/4			6.0	125.9
+3			5.3	126.6
+6			6.3	125.6
℄			6.2	125.7

	+	ℸ 131.91	−	Ele
				Macaulay: 131.9
1/4			6.1	125.8
+4			6.3	125.6
+5			5.5	126.4
cb			6.1	125.8
N.C.			6.1	125.8
+5			8.9	123.0
+10			9.6	122.3
	1+25			
N.C -10			8.8	123.1
N.C -5			8.1	123.8
N.C.			5.5	126.4
cb			5.4	126.5
+5			4.9	127.0
+7			5.7	126.2
1/4			5.6	126.3
℄			5.6	126.3
+3			5.7	126.2
+5			5.0	126.9
1/4			5.1	126.8
cb			5.1	126.8
S.C.			5.3	126.6
	1+50			
S.C.			5.0	126.9
cb			4.7	127.2
1/4			4.5	127.4
+3			4.1	127.8

	+	ℸ 131.91	−	Ele 131.9
+5			5.0	126.9
℄			4.9	127.0
1/4			4.9	127.0
+3			4.9	127.0
+4			4.3	127.6
cb			4.5	127.4
N.C.			4.6	127.3
+5			7.2	124.7
+10			7.9	124.0
	1+75			
N.C. on walk see sketch			3.48	128.4
cb			3.4	128.5
+6			3.5	128.4
+7			4.1	127.8
1/4			4.0	127.9
+4			4.0	127.9
+6			3.4	128.5
1/4			3.4	128.5
cb			3.7	128.2
S.C.			4.0	127.9
	2+00			
S.C.			2.6	129.3
+8			2.4	129.5
cb			2.0	129.9
1/4			2.3	129.6
+5			2.3	129.6
+6			3.0	128.9

INDEXED

+	π 131.91	−	Ele	131.9
			Macaulay.	
℄		2.8	129.1	
1/4		2.8	129.1	
+4		3.0	128.9	
+5		2.3	129.6	
cb		2.3	129.6	
N.L. on lawn		2.5	129.4	
2+25 L2 W.L. = Capistrano St on the North				
N.L.	On lawn.	1.9	130.0	
cb		1.5	130.4	
1/4		1.5	130.4	
℄		1.5	130.4	
1/4		1.0	130.9	
cb		0.7	131.2	
+2		0.1	131.8	
S.L.		0.6	131.3	139.6
#	8.25	139.61	0.55	131.36 Hub shown on sketch.
2+25 L2 on North to 2+37.99 on South = W.L. Capistrano.				
S.L.		7.1	132.5	
cb		6.5	133.1	
+2		8.0	131.6	
1/4		8.0	131.6	
+5		9.1	130.5	
℄		9.0	130.6	
1/4		9.1	130.5	
cb		9.2	130.4	
N.L. on lawn		9.7	129.9	

+ 60' St 10' Cds 10' Cbs	π 139.61	−	Ele:	Aug 24-27
Xsection Tustin St: Macauly to Olyphant:				Donnan. Flood. Bichet. Kiernan:
11.14	150.75	0.0	139.61 Nail: see previous page:	
4.21	154.14	0.82	149.93 Nail.	154.1
0+00 = N.L. of Macauly St:				
W.L.		4.3		149.8
cb		4.7		149.4
+8		4.6		149.5
1/4		5.9		148.2
℄		6.6		147.5
1/4		6.8		147.3
cb		7.6		146.5
E.L.		8.5		145.6
0+05				[illegible]
E.L.		5.6		148.5
cb		5.0		149.1
1/4		4.3		149.8
+2		5.7		148.4
℄		5.9		148.2
1/4		5.1		149.0
+2		3.3		150.8
+5		2.9		151.2
cb		3.9		150.2
+6		3.4		150.7
W.L.		0.7		153.4
0+25				
W.L.		1.7		152.4
+5		2.6		151.5

+	π 154.14	−	Elev
			Tentative: 154.1
cb		2.8	151.3
1/4		3.7	150.4
℄		4.3	149.8
+5'		4.5'	149.6
1/4		4.0	150.1
cb		4.8	149.3
E.L.		5.5'	148.6
	0+50		
E.L.		6.5'	147.6
cb		6.0	148.1
1/4		5.3	148.8
℄		4.8	149.3
1/4		4.8	149.3
cb		3.8	150.3
W.L. Roadway to		2.8	151.3
	0+75		
W.L.		4.7	149.4
cb		5.2	148.9
1/4		6.0	148.1
℄		6.4	147.7
1/4		7.0	147.1
cb		8.0	146.1
E.L.		8.5'	145.6
	1+00		
E.L. -15'		13.2	140.9
E.L.		10.8	143.3

+	π 154.14	−	Elev
			154.1
cb		10.4	143.7
1/4		9.3	144.8
℄		8.6	145.5
1/4		7.7	146.4
cb		7.3	146.8
W.L.		6.0	148.1
	1+25'		
W.L.		8.6	145.5
cb		8.6	145.5
+6		9.5'	144.6
1/4		10.2	143.9
℄		10.5'	143.6
+8		11.0	143.1
1/4		11.9	142.2
cb		13.0	140.1
E.L.		13.7	140.4
E.L. +15'		15.4	138.7
# 0.02	144.15'2	9.64	144.50 (Nail/Top Post: 144.5)
	1+50		
E.L. -15		9.3	135.2
E.L.		7.8	136.7
cb		6.7	137.8
1/4		5.9	138.6
℄		4.4	140.1
1/4		3.7	140.8
+5'		3.6	140.9
+7		2.3	142.2

+	π 144.52	−	Ele
			Tustin 144.5
cb		2.2	142.3
W.L.		1.6	142.9
	1+75		
W.L.		5.0	139.5
cb		6.3	138.2
1/4		7.7	136.8
℄		8.2	136.3
1/4		9.2	135.3
cb		9.6	135.9
E.L.		10.7	133.8
E.L.+15		11.4	133.1
1+80 Lower cement step of 3			
leading to residence: step 2' W of W.L.		4.96	139.5
	2+00		
EL.−15		15.0	129.5
E.L.		14.0	130.5
cb		13.1	131.4
1/4		12.4	132.1
℄		11.5	133.0
1/4		10.4	134.1
cb		10.0	134.5
+1		9.2	135.3
W.L.		8.1	136.4
	2+25		
W.L.		12.2	132.3
cb		12.6	131.9

+	π 144.52	−	Ele
			144.5
1/4		12.8	131.7
℄		13.2	131.3
1/4		13.5	131.0
cb		−14.5	130.0
E.L.		16.1	128.4
# 1.03	132.63	12.92	131.60 Nail in road.
E.L.+15		6.1	126.5 132.6
E.L.			
	2+50		
E.L.−15		9.5	123.1
E.L.		7.8	124.8
cb		6.5	126.1
1/4		5.7	126.9
℄		4.8	127.8
1/4		4.0	128.6
cb		3.0	129.6
W.L.		2.7	129.9
	2+75		
W.L.		4.9	127.7
cb		5.8	126.8
1/4		6.9	125.7
℄		8.2	124.4
1/4		10.0	122.6
cb		11.0	121.6
E.L.		11.5	121.1
E.L.+15		14.1	118.5

+	T	−	Elev
	132.63		132.6
			Tustin.
	3+00		
E.L.-15		17.6	115.0
E.L.		14.1	117.5
cb		13.2	119.4
1/4		11.8	120.8
℄		10.5	122.1
1/4		9.5	123.1
cb		8.6	124.0
W.L.		7.7	124.9
	3+25		
W.L.		10.5	122.1
cb		11.5	121.1
1/4		12.6	120.0
℄		14.0	118.6
#	0.67	12.93	119.70 on stake: 120.4
1/4		2.9	117.5
cb		4.5	115.9
E.L.		6.4	114.0
E.L.+15		9.0	111.4
	3+50		
E.L.-15		12.2	108.2
E.L.		9.8	110.6
cb		7.9	112.5
1/4		6.3	114.1
℄		4.8	115.6
1/4		2.5	117.9

+	T	−	Elev	120.4	39
	120.37				
cb		23	118.1		
W.L.		1.5	118.9		
	3+75				
W.L.		4.8	115.6		
cb		5.7	114.7		
1/4		7.0	113.4		
℄		8.2	112.2		
1/4		9.9	110.5		
cb		11.4	109.0		
E.L.		13.2	107.2		
E.L.+15		15.1	105.3		
	4+00				
E.L.-15		17.9	102.5		
E.L.		16.1	104.3		
cb		15.2	105.2		
1/4		14.0	106.4		
℄		12.0	108.4		
1/4		10.5	109.9		
cb		9.2	111.2		
W.L.		8.1	112.3		
	4+25				
W.L.		10.0	110.4		
cb		11.4	109.0		
1/4		13.1	107.3		
℄		15.0	105.4		
#	2.86	111.25	11.98	108.39 Nail Cor post S.W. Cor Olyphant and Truxton.	

	+	π	−	Elev	
		111.25		111.3	
				Tustin.	
℄			6.7	104.6	
cb			7.8	103.5	
E.L.			8.8	102.5	
E.L +15'			10.0	101.3	
	4+50				
E.L +15'			11.3	100.0	
E.L.			10.0	101.3	
cb			8.8	102.5	
℄			7.9	103.4	
℄			6.9	104.4	
℄			5.6	105.7	
cb			3.7	107.6	
W.L.			1.6	109.7	
S.L. Olyphant = 467.7 West 47478 S.:					
W.L.			3.3	107.0	
cb			4.9	106.4	
℄			6.6	104.7	
℄			7.8	103.5	
℄			9.2	102.1	
cb			10.2	101.1	
E.L.			11.2	100.1	
E.L. +15'			12.6	98.7	
#	12.86	121.25'	2.86	108.39	Nail Post
#	12.46	133.71	0.00	121.25'	Nail Post
#	7.37	130.46	10.62	123.09	Curb
#	9.63	133.91	6.18	124.28	
			0.71	133.20 = Initial BM. 133.23	

Park Blvd. 40

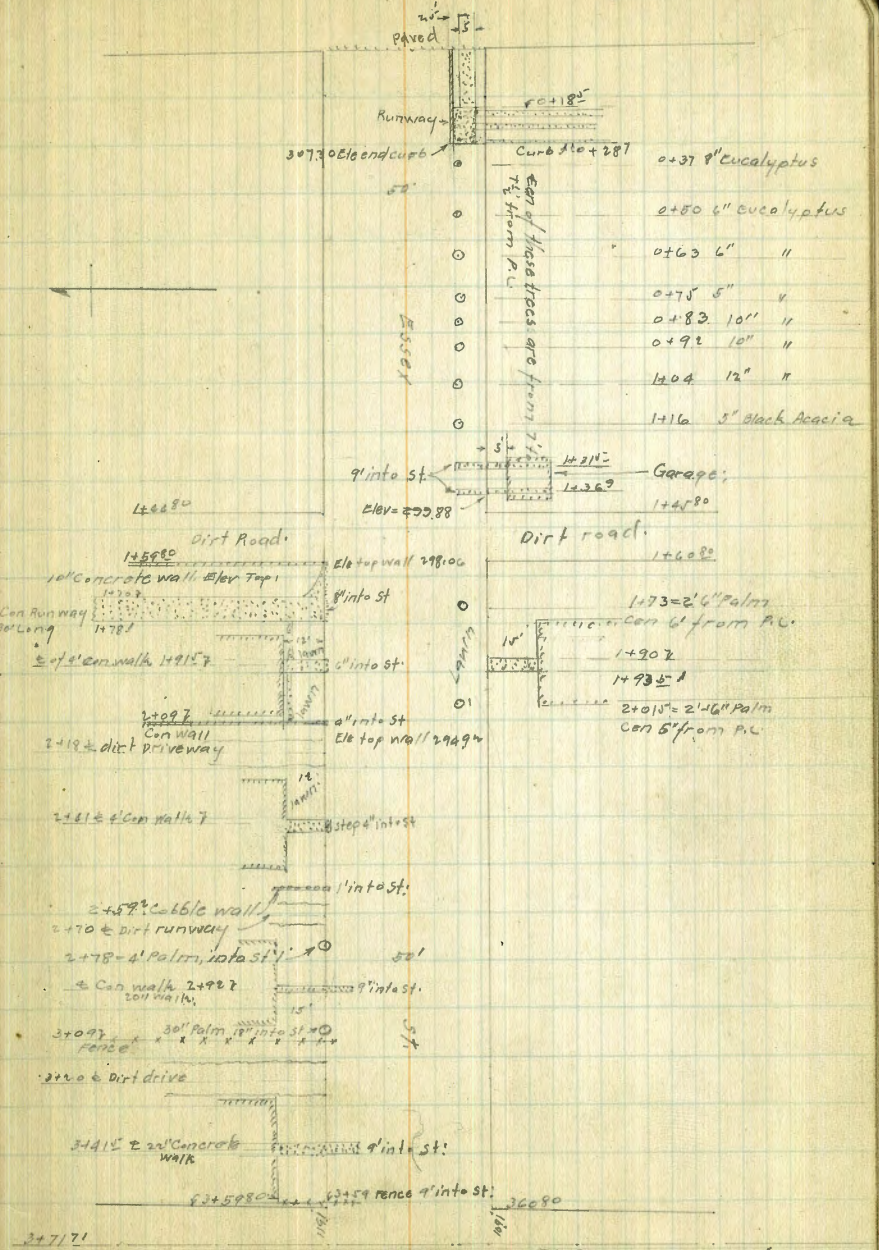

+ π − Ele Aug 25-27 Donnan Flood. Bichet: Kiernan.

Xsection of Essex St Park Blvd to Good's Villa Tract.

50' St - 10' Cbs ~~10' Qts~~: 7½'

Note: See Page 40 for sketch.

Note: A row of Black Acacias, average 1' diameter, Cen of same from 2' to 2.5' North of N Curb line; 4 of same from 2+60 to 3+35

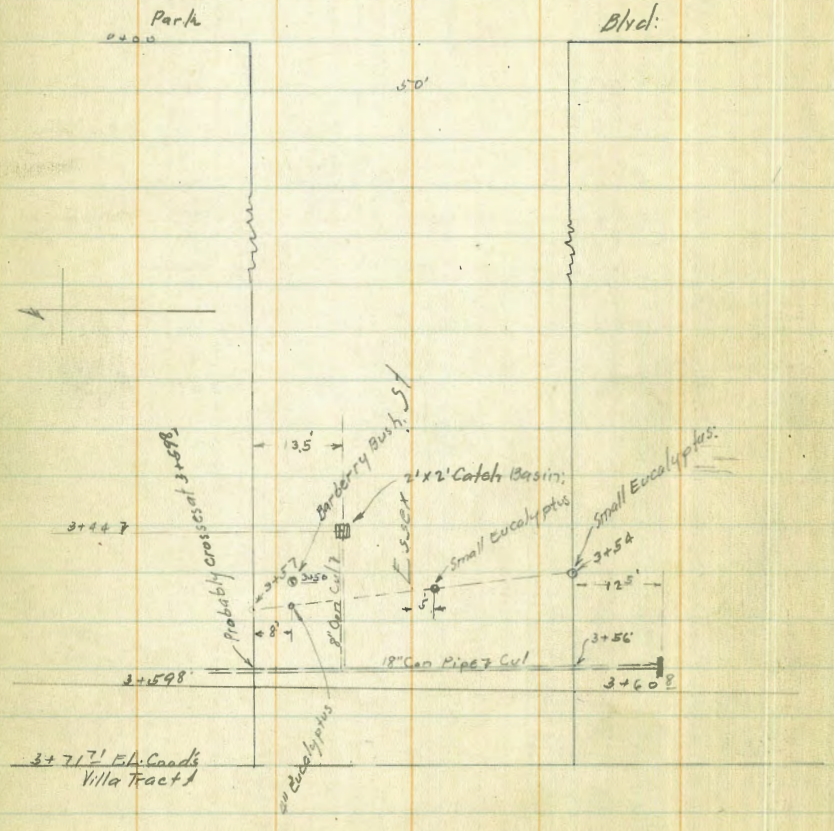

+	π	−	Ele	
8.11	312.12		304.01	B.P. N.E. Park Blvd and Robinson.
0.72	311.02	1.82	310.30	Cor Return N.W. Essex and Park Blvd.
⊗		0.53	310.49	Nail Pole N.W. Cor Essex and Park Blvd.
0+00 = W.L. Park Blvd.				
N.L. Cor Return on Concrete		0.46	310.56	
N.Cb " "		0.72	310.30 ✓	
N. Gutter on pavement		1.48	309.54	
¼ " "		1.16	309.86	
℄ " "		1.22	309.80 ✓	
¼ " "		1.75	309.27	
Gutter " "		2.36	308.66	
Curb on Concrete:		1.76	309.26 ✓	
S.L. " Cor return:		1.59	309.43 ✓	
0+25				
S.L. on concrete runway to Hospital		3.50	307.52	
Cb. on Con runway		3.52	307.50 ✓	
Gutter		4.2	306.8	
¼		3.6	307.4	
℄		3.3	307.7 ✓	
¼		3.5	307.5	
Cb.		3.7	307.3	
N.L.		3.5	307.5 ✓	
0+50				
N.L.		5.1	305.9 ✓	
Cb		5.5	305.5	
¼		5.7	305.3	

Elevations Computed 9-6-27 [illegible]

	+	T	−	Elc
		311.07		Essex
℄			5.4	305.6 ✓
1/4			5.9	305.1
cb			5.9	305.1
S.L.			6.0	305.0 ✓
		0+75		
S.L.			7.8	303.2 ✓
cb			7.7	303.3
1/4			7.7	303.3
℄			7.4	303.6 ✓
1/4			7.5	303.5
cb			7.4	303.6
N.L.			7.1	303.9 ✓
		1+00		
N.L.			8.9	302.1 ✓
cb			9.3	301.7
1/4			9.4	301.6
#	0.87	303.48	8.41	302.61 ✓ Rock.
℄			1.9	301.6 ✓
1/4			2.0	301.5
cb			1.7	301.8
S.L.			1.5	302.0 ✓
		1+25		
S.L.			3.0	300.5 ✓
+6			2.8	300.7
cb			3.8	299.7
1/4			4.1	299.4

	+	T	−	Elc
		303.48		42 ✓
℄			3.7	299.8 ✓
1/4			3.8	299.7
cb			3.8	299.7
N.L.			3.2	300.3 ✓
		1+50 in alley:		
N.L.			6.6	296.9 ✓
cb			6.1	297.4
1/4			6.0	297.5
cb			5.7	297.8 ✓
1/4			5.9	297.6
cb			5.5	298.0
S.L.			4.9	298.6 ✓
		1+75		
S.L.		On lawn	6.7	296.8 ✓
cb			6.8	296.7
1/4			8.2	295.3
℄			7.7	295.8 ✓
1/4			8.0	295.5
cb			8.2	295.3
N.L.		On concrete runway.	see sketch: 8.19	295.29 ✓
1+91.5		on the North on concrete walk	8.74	294.74 ✓
1+90		on the South " " "	7.53	295.95
		2+00		
N.L.		On lawn:	9.0	294.5 ✓
+1			9.5	294.0
cb			10.0	293.5

+	T	−	Ele.	
	303.48		Essex	
1/4		9.7	293.8	
℄		9.6	293.9	✓
1/2		9.9	293.6	
1/4		9.8	293.7	
cb		9.2	294.3	
+2	Edge lawn:	8.0'	295.0	
S.L.	" "	8.0'	295.0	✓
	2+13			
S.L.	Edge lawn	9.0'	294.0	
+8	" "	9.7	293.8	
cb		10.6	292.9	
1/4		11.0	292.5	
℄		10.8	292.7	✓
1/4		10.6	292.9	
cb		10.6	292.9	
N.L.		10.8	292.7	✓
2+18	on the North-℄ Dirt runway:	11.2	292.3	✓
	2+25'			
N.L.	On edge lawn	11.4	292.1	✓
cb		11.0'	292.0	
1/4		11.9	291.6	
℄		12.0	291.5	✓
1/4		12.7	290.8	
#	0.66	12.27	291.21	Rock;
cb		0.4	291.5	
S.L.		0.0'	291.4	✓

+	T	−	Ele.	
	291.87			
	2+50			
S.L.-5		3.3	288.6	
+6		1.8	290.1	
cb		2.1	289.8	✓
1/4		2.7	289.2	
℄		2.6	289.3	✓
1/4		3.0	288.9	
cb		2.1	289.8	
N.L.	Edge Lawn:	1.6	290.3	✓
2+70	on the dirt drive	3.3	288.6	✓
	2+75'			
N.L.	On lawn	3.4	288.5	✓
cb	" "	3.7	288.2	
1/4		4.1	287.8	
℄		3.9	288.0	
1/4		3.9	288.0	
cb		4.0	287.9	✓
S.L.		4.3	287.6	✓
S.L.	+10	4.9	287.2	
2+92	on N.L. on cement walk	4.02	287.85	
2+92	" End " "	4.42	287.45	
	3+00			
S.L.	-10	5.8	286.1	
S.L.		5.1	286.8	✓
cb		4.9	287.0	
1/4		4.8	287.1	

+	T 291.87	−	Essex
℄		4.7	287.2 ✓
1/4		4.9	287.0
cb On lawn		4.9	287.0
N.L. " "		4.6	287.3 ✓
3+20 N.L. = Dirt drive		5.3	286.6
	3+25		
N.L. Edge lawn		5.8	286.1 ✓
cb " "		5.4	286.5
1/4		5.3	286.6
℄		5.4	286.5 ✓
1/4		5.5	286.4
cb		5.5	286.4
+5		5.6	286.3
S.L.		7.1	284.8 ✓
S.L. +10 Toe slope		11.4	280.5
S.L. +20		11.4	280.5
3+415 N.L. on concrete walk		5.75	286.12 ✓
3+415 On and " "		5.86	286.01
3+44 Top Catch Basin Grate		5.88	285.99
3+44 Flow Line Basin		7.70	284.17
	3+50		
S.L. -20		10.0	281.9
S.L. -10		8.7	283.2
S.L.		6.4	285.5 ✓
cb		5.8	286.1
1/4		5.6	286.3

+	T 291.87	−	Ele
℄		5.8	286.1 ✓
1/4		5.8	286.1
cb On lawn		5.5	286.4
N.L. " "		5.1	286.8 ✓
3+56 Flow line Culvert Outlet		9.32	282.55
3+56 On Headwall of Culvert		6.79	285.08
	3+60		
N.L. Longside Fence		4.7	287.2 ✓
cb		4.2	287.7
1/4		3.8	288.1
℄		3.0	288.9 ✓
1/4		3.5	288.4
cb		4.2	287.7
S.L.		5.8	286.1 ✓
S.L. +10		8.3	283.6
S.L. +20		10.3	281.6
3+71 71 ± EL. Goode's Villa tract			
S.L. -20		8.7	283.2
S.L. -10		5.0	286.9
S.L. -5		3.3	288.6
S.L.		2.8	289.1 ✓
cb		3.2	288.7
1/4		2.4	289.5
℄		2.2	289.7 ✓
1/4		1.8	290.1
cb		2.1	289.8
N.L.		1.5	290.4 ✓

	+	π 291.87	−	E/e Essex.
34792				
Rim Sewer Manhole:			0.57	291.30
Flow Line Sewer			13.47	278.45
Appt. of Essex Stand of Alley				
#	12.26	304.08	0.05	291.82 Rock
#	11.90	315.44	0.54	303.54 Rock
#	2.50	311.53	6.86	308.68 Walk
#			7.11	304.02 = 304.01 Initial 13.14

Lama Pass X sections from Paving at N. end to Sheridan:

50' St:
10' Cbs
7½ Qts:

Aug-29-27 Donnan. Flood Bichet

	+	⊼	−	Ele:	
	0.20	268.64		268.44	N.W. Arguella and Sunset Blvd B.P.
0+00 = End of Paving					
W. Cb			11.28	257.36	
Gutter			11.87	256.77	
1/4			11.66	256.98	
℄			11.38	257.26	
1/4			11.48	257.16	
Gutter			11.67	256.97	
E Curb			10.91	257.73	
#	0.69	256.72	12.61	256.03	Rock
		0+25			
E. Cb			1.93	254.79	
Gutter			3.1	253.6	
1/4			3.0	253.7	
℄			3.0	253.7	
1/4			3.0	253.7	
Gut			3.2	253.5	
W Cb			2.58	254.14	
		0+50			
W. Cb			5.41	251.31	
Gut			6.1	250.6	
1/4			6.2	250.5	
℄			5.7	251.0	
1/4			5.6	251.1	
Gut			6.0	250.7	
Cb			5.26	251.46	

Elevations reduced 8-30-27 Jow Reynolds

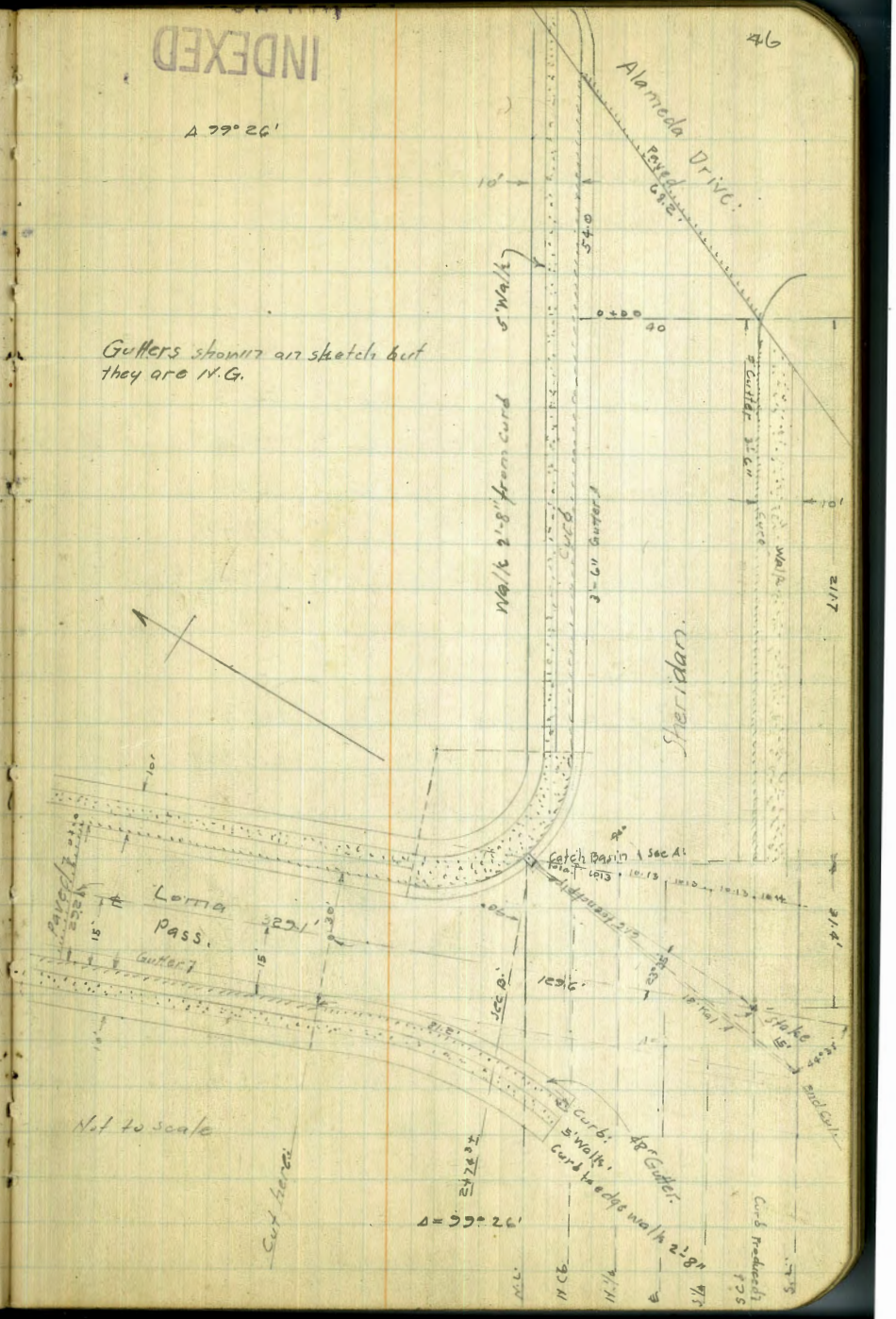

+	π 256.72	−	E/e:
End Curb on E 0+72.5		7.68	249.04
0+614 Rim of Sewer Manhole		6.68	250.04
" " " Flow Line		11.46	245.26
0+75			
E. Cb ground		8.0	248.7
1/4		8.4	248.3
℄		8.4	248.3
1/2		8.8	247.9
Gut		9.0	247.7
Cb		8.25	248.47
#	2.30 248.27	10.75	245.97 Rock
On the East from 0+88 to 1+04 = double garage, 3' back from ℄ at 0+88 on ℄ at 1+04			
0+90 Concrete floor of garage		0.93	247.34
0+98 " " " "		1.13	247.14
1+00			
W. Cb		2.62	245.65
Gut		3.4	244.9
1/4		2.0	246.3
℄		2.5	245.8
1/4		2.3	246.0
E Cb Ground		2.5	245.8
1+25			
E Outer edge sidewalk		5.01	243.26
cb Ground		5.2	243.1
+1		7.9	240.4

+	π 248.27	−	E/e
Cb 5		7.9	240.4
1/4		7.5	240.8
+4		5.0	243.3
℄		5.2	243.1
1/4		5.8	242.5
Gut		4.2	242.1
W. Cb		5.51	242.76
(at 1+12 on the West = ℄ Runway to garage			
Garage 16' back from Cb at door garage		3.05	245.22
1+50			
W cb		8.36	239.91
Gutter		9.1	239.2
1/4		8.5	239.8
℄		7.9	240.4
+5		8.2	240.1
+6		10.5	237.8
1/2		10.7	237.6
Cb Ground		10.4	237.9
E on outer edge of sidewal		7.74	240.53
1+75			
E On outer edge of sidewalk		10.47	237.80
Cb Ground		12.90	235.4
+6		12.8	235.5
1/4		10.9	237.4
℄		10.8	237.5
1/2		11.4	236.9

+	↑ 248.27	−	
Gutter		12.0	236.3
W/ Curb		11.32	236.95
#	0.53	12.65	235.62 on curb:
2+00 = App P.C. of Curve: W C6		2.22	233.93
Gutt		3.0	233.2
1/4		2.3	233.9
℄		1.7	234.5
45		1.6	234.6
+6		3.8	232.4
1/4		3.8	237.4
+3		3.7	232.5
Gutter		2.0	234.2
E.C6		1.29	234.86
Note: Replace E Curb from 0+72.5 to 1+87. 1+87 on the East = End Curb		+0.12	236.03
	2+25		
E Curb		4.11	232.04
Gutter		4.8	231.4
+4 Ground		5.7	230.5
1/4		4.6	231.6
℄		4.5	231.7
1/4		4.9	231.3
c6 In old gutter		5.5	230.7
c6 +1 old " "		5.5	230.7
c6 +1 on old Con curb		4.76	231.39
W.L. or c6 +10		4.5	231.7

+	↑ 236.15	= 16	
2+50 = App P.C. of curve on curb on the East:			
W.L.		6.8	229.4
+5 = old curb		7.24	228.91
+5 = " Gutter		8.0	228.2
c6		7.7	228.5
1/4		6.5	229.7
℄		6.7	229.5
1/4		6.6	229.6
Gutter		7.3	228.9
E curb		6.88	229.27
1+74.3 ± = W.L. of Sheridan prolonged West:			
On curb = Curve		8.81	227.24
P.L. Loma Pass produced sand W.L. Sheridan produced west: In catch basin, Flow line		11.05	225.10
E.L. +3 = Top catch basin wall		9.36	226.79
P.L. +5		8.4	227.8
c6 Ground		8.5	227.7
1/4		8.0	228.2
℄		7.6	228.6
1/4		7.4	228.8
c6		7.5	228.7
+4		7.2	229.0
+6 On old gutter			
+9.9 In old gutter		9.9	226.3
W.L. on old curb		9.15	227.00
+2		7.0	229.2
+10		5.8	230.4

+	π 236.15	−	Ele:
W.L. Sheridan Produced:			
W.L -15		5.5	230.7
W.L -10		14.0	222.2
W.L.		14.7	221.5
W.L +5		7.6	228.6
WL-3 Curb end at this section: On curb		9.45	226.70
Note curb and gutter overhang wash. WL in gutter.		10.1	226.1
cb.		7.5	228.7
1/4		7.7	228.5
℄		7.7	228.5
1/4		8.0	228.2
cb.		8.6	227.6
cb +7 Top catch basin		9.36	226.79
E.L. in catch Basin: Flow Line		11.05	225.10
N. Curb of Sheridan produced West:			
E.L.		8.4	227.8
cb		7.9	228.3
1/4		7.4	228.8
℄		7.5	228.7
1/4		7.5	228.7
cb.		7.3	228.9
+4		7.3	228.9
+6		11.1	225.1
W.L.		17.3	218.9
W.L. +10		16.6	219.6
W.L. +14		7.0	229.2

Ground

+	π 236.15	−	Ele
N 1/4 of Sheridan.			
WL-25		6.4	229.8
WL-10		12.7	223.5
W.L.-6 Bottom wash.		18.7	217.5
W.L " "		18.7	217.5
cb.		7.7	228.5
1/4		7.2	229.0
℄		7.3	228.9
1/4		7.2	229.0
cb		7.4	228.8
E.L.		7.6	228.6
℄ Sheridan:			
E.L.		7.0	229.2
cb		7.0	229.2
1/4		7.3	228.9
℄		7.3	228.9
1/4		7.4	228.8
+2		7.5	228.7
+6		12.2	224.0
cb		13.8	222.4
W.L.		19.4	216.8
W.L +6		20.5	215.7
W.L +7		20.3	215.9
WL+9		14.2	222.2
S 1/4 of Sheridan			
W.L.-25		16.5	219.7

	+	π 236.15'	−	El'e
W.L.-8	Bottom Wash		23.3	212.9
W.L.	"		21.9	214.3
cb			10.9	225.3
1/2			7.4	228.8
℄			7.1	229.1
1/4			7.4	228.8
cb			7.0	229.2
E.L.			6.8	229.4
Scurb of Sheridan				
E.L.			6.9	229.3
cb			7.1	229.1
1/4			7.2	229.0
℄			7.5'	228.7
+2			10.0	226.2
1/4			12.3	223.9
cb			17.1	219.1
cb+3			20.6	215.6
W.L.			20.2	216.0
W.L.+6	Bottom wash		24.0	212.2
W.L.+10	"	"	24.5	211.7
W.L.+12			22.5'	213.7
W.L.+20			21.3	214.9
E.L. Sheridan:				
W.L.-25			22.1	214.1
W.L.-16	Bottom:		24.8	211.4
W.L.-10	"		24.2	212.0

	+	π 236.2'	−	El'e:
W.L.			19.5'	216.7
cb.			16.2	220.0
Flow Line Culvert see sketch			13.6	222.6
1/2			10.8	225.4
cb			8.0	228.2
1/4			7.4	228.8
cb			6.9	229.3
E.L.			6.4	229.8
2+11.7 measured on sheridan - see A see sketch.				
N.L. sheridan in basin Flow line			11.0'	225.10
+3 Top of catch Basin wall			9.36	226.79
cb line sheridan produced			8.4	227.8
1/2			7.6	228.6
℄			6.9	229.3
1/4			6.1'	229.7
Gutter concrete! End of			7.97	228.18
End Concrete curb			7.2'	228.90
S.L.			6.8	229.4
#	12.76	248.64	0.27	23'.88 Rock:
#	12.22	260.52	0.34	248.30 "
#	10.76	269.98	1.32	2'9.76 Curb
			1.'0	268.46 = 268.44 Initial B.M.

Allison St. Cross Sections
Sapphire to Turquoise

80' Wide From N.L.
10' Cbs
15' Qts

Ford. From 1201

BM	9.78	110.53		100.75	N.W. Prop Cor Sapphire & Allison
		N.L. Sapphire			
W			9.8	100.7	
Cb			9.7	100.8	
1/4			9.5	101.0	W
℄			9.0	101.5	
1/4			8.8	101.7	101.6 ℄
Cb			8.9	101.6	
E			8.9	101.6	
		50' N of N.L. Sapphire			
E			7.3	103.2	
Cb			7.2	103.3	℄ - 103.4
1/4			7.1	103.4	
℄			7.1	103.4	
1/4			7.0	103.5	W
Cb			7.8	102.7	
W			7.9	102.6	
		100' N			
W			6.2	104.3	
Cb			5.8	104.7	
1/4			5.5	105.0	W
℄			5.2	105.3	
1/4			5.4	105.1	℄ - 104.9
Cb			5.8	104.7	
E			5.8	104.7	

INDEXED

11-2-27
Sisson
Bliss
Kanagy

110.53

		120' N			
E			5.4	105.1	
Cb			5.3	105.1	℄ - 105.1
1/4			5.5	105.0	
℄			9.4	101.1	
1/4			10.6	99.9	W
Cb			8.1	102.4	
+4			7.0	103.5	
W			6.5	104.0	
		125' N			
W			8.6	101.9	
+6			9.8	100.7	
Cb			11.9	98.6	
1/4			13.5	97.0	W
℄			12.0	98.5	
1/4			7.7	102.8	℄ - 103.7
Cb			5.8	104.7	
E			5.6	104.9	
TP	0.68	100.20	11.01	99.52	
		140' N			
-15			+1.5	101.7	
E			3.5	96.7	
Cb			4.5	95.7	℄ - 94.8
1/4			6.3	93.9	
℄			8.0	92.2	
+10			10.1	90.1	

Allison St.

100.20

¼	9.7	90.5	W
Cb	9.3	90.9	
W	7.0	93.2	
+10	8.1	97.1	
155' N			
-15	6.3	93.9	
W	11.5	88.7	
Cb	12.3	87.9	
¼	11.9	88.3	W
E	11.9	88.3	
¼	10.6	89.4	℄ = 90.0
Cb	9.1	91.1	
E	7.9	92.3	
+15	7.3	97.9	
159' N			
-15	7.5	97.7	
E	8.4	91.8	
Cb	9.5	90.7	℄ 89.7
¼	11.5	88.7	
E	12.2	88.0	
+3	15.0	85.2	
¼	15.6	84.6	W
+5	16.3	83.9	
Cb	16.1	84.1	
W	16.0	84.2	
+12	10.6	89.6	

100.20

+15	9.2	91.0	
165' N			
-25	7.7	93.0	
-15	11.3	88.9	
-12	15.2	85.0	
W	16.8	83.4	
Cb	16.0	84.2	
¼	13.9	86.3	W
E	14.3	85.9	
+3	12.3	87.9	
¼	11.8	88.4	℄ 89.4
Cb	9.7	90.5	
E	9.4	90.8	
+15	6.2	94.0	
175' N			
-15	6.8	93.4	
E	9.8	90.4	
Cb	11.6	88.6	℄ 88.4
¼	12.0	88.2	
+8	12.5	87.7	
+10	14.0	86.2	
E	13.9	86.3	
¼	13.9	86.3	W
Cb	14.1	86.1	
W	14.6	85.6	
+13	14.4	85.8	

Allison St.

100.20

+15	13.5	86.7
+25	11.8	88.4
190' N		
-25	17.0	83.2
-15	17.5	82.7
-8	14.9	85.3
M	13.5	86.7
Cb	13.1	87.1
¼	12.1	88.1 W
+5	12.8	87.4
+10	13.5	86.7
℄	13.9	86.3
¼	12.2	88.0 } ℄ 88.0
Cb	12.1	88.1 }
E	9.9	90.3
+15	8.5	91.7
+25	6.3	93.9

Levels For Proposed Culvert

0+0 = 20' NE of E Imp. Allison	10.5	89.7
+20 = E Imp. Line	12.0	88.2
+52	12.6	87.6
+60	13.8	86.4
+64	10.2	90.0
+78	12.2	88.0
1+09 = W. Allison	14.2	86.0
+10	14.5	85.7

100.20

17.25	17.3	82.9



205' N of N.L Sapphire.

-25	9.2	91.0
E	11.0	89.2
Cb	11.5	88.7 } ℄ 87.6
¼	12.6	87.6 }
℄	14.4	85.8
+2	9.9	90.3
¼	10.0	90.2 W
Cb	11.4	88.8
M	12.4	87.8
+15	11.6	88.6
215' N		
-20	7.0	93.2
M	6.3	93.9
Cb	7.4	92.8

Allison St.

		100.20			
1/4			5.9	94.3	W
℄			7.2	93.0	
+3			9.8	90.4	
+8			10.7	89.5	
+10			13.0	87.2	
1/4			13.1	87.1	℄ 87.6
Cb			12.0	88.2	
E			11.9	88.3	
+25			11.1	89.1	
		230' N			
-25			10.1	90.1	
-10			9.7	90.5	
E			9.1	91.1	
Cb			9.2	~~94.0~~ 91.0	℄ 93.3
1/4			4.6	95.6	
℄			0.9	99.3	
TP	10.41	108.56	2.05	98.15	
1/4			7.9	100.7	W
Cb			9.4	99.2	
W			10.3	98.3	
+10			11.7	96.9	
		242' N			
-10			7.3	101.3	
W			6.0	102.6	
Cb			5.5	103.1	
1/4			6.2	102.4	W

		108.56			
℄			6.3	102.3	
1/4			11.1	97.5	℄ 95.2
Cb			15.6	93.0	
E			16.4	92.2	
+10			16.2	92.4	
+11			17.5	91.1	
+25			16.9	91.7	
		255' N - S.L. Turquoise			Turquoise 60' Wide 10' Cbs 10' Qts
-25			16.6	92.0	
-10			16.0	92.4	
-9			13.4	95.2	Turquoise Paved 20' Strip
E			13.3	95.3	
Cb			11.2	97.4	℄ 99.5
1/4			7.0	101.6	
℄			4.1	104.5	
1/4			5.0	103.6	W
Cb			5.5	103.1	
W			5.8	102.8	
		S Cb			
W			5.7	102.9	
C			5.6	103.0	
1/4			5.0	103.6	W
℄			4.7	103.9	
1/4			4.0	104.6	℄ 103.8
Cb			5.6	103.0	
E			7.0	101.6	

Allison St.

108.56

+15 = South West Wing Wall of Pile Bridge		5.38	103.2
	S ¼ = S Edge Paving		
E on Paving		2.50	105.1
Cb	"	3.74	104.9 } ℄ 104.6
¼	"	4.18	104.4 }
℄	"	4.53	104.1
¼	"	4.87	103.9 W
Cb	"	5.19	103.4
W	"	5.46	103.1
	℄		
W on Paving		5.39	103.17
Cb	"	5.11	103.45
¼	"	4.77	103.79 W
℄	"	4.44	104.12
¼	"	4.09	104.47 } ℄ 104.6
Cb	"	3.67	104.89 }
E	"	3.43	105.13
	N ¼ = N Edge Paving		
E on Paving		3.57	104.99
Cb	"	3.87	104.69 }
¼	"	4.21	104.35 } ℄ 104.5
℄	"	4.56	104.00
¼	"	4.91	103.65 W
Cb	"	5.21	103.35
W	"	5.54	103.02
	N Cb		

108.56

W		5.3	103.3
Cb		5.6	103.6
¼		4.6	104.0 W
℄		4.1	104.2
¼		3.0	105.6 } ℄ 105.6
Cb		3.1	105.5 }
E		3.0	104.6
	9' N of N Cb		
E		3.3	105.3
Cb		2.0	106.6 } ℄ 107.9
¼		0.6	108.0 }
+4		1.0	107.6
+8		3.9	104.7
℄		4.1	104.5
¼		4.9	103.7 W
Cb		4.6	104.0
W		4.9	103.7
	N Lt. Turquoise		
W		2.1	106.5
Cb		2.1	106.5
+4		4.1	104.5
¼		4.0	104.6 W
℄		4.1	104.5
+4		3.7	104.9
+9		0.4	108.2
¼		0.2	108.4 } ℄ 107.4
60			106 }

Allison St.

Cb	24	106.2	
E.	25	106.1	N.W. Mon
(BM	237	106.19	Turquoise # Allison 106.21

Allison St. Cross Sections
Thomas to Pacific

80' Wide
10' Cbs
15' Qts

BN	4.03	7.05		3.02	N.E. BP Thomas + Allison
	SL Thomas				Thomas Paved
E	Paving		4.90	2.15	
Gutter	"		5.25	1.80	
1/4	"		4.72	2.33	
℄	" = ℄ Track		4.54	2.51	
W Rail			4.57	2.48	
1/4	"		4.73	2.32	
Gutter	"		5.24	1.81	
Cb Top			4.50	2.55	
W			4.4	2.6	
	10'S of SL Thomas				
W			4.6	2.4	
Cb			4.8	2.2	
1/4			5.3	1.7	
+7			5.7	1.3	
+11			5.1	1.9	
W Rail			4.66	2.39	
℄ = ℄ Track			5.1	1.9	
1/4			4.7	2.3	
Cb			4.4	2.6	
E			4.4	2.6	
	35'S				
E			4.6	2.4	
Cb			4.5	2.5	

INDEXED

11-3-27
Sisson
Bliss
Kanaga

7.05

+8	4.7	2.3
+13	5.8	1.2
1/4	5.7	1.3
+6	6.1	0.9
+11	5.2	1.8
℄ = ℄ Track	5.3	1.7
W Rail	4.92	2.13
+4	5.3	1.7
+6	6.1	0.9
1/4	6.5	0.5
+5	4.0	3.0
+10	4.8	2.2
Cb	4.9	2.1
W	5.2	1.8
70'S		
W	5.0	2.0
+5	4.5	2.5
Cb	4.8	2.2
+10	3.9	3.1
1/4	7.0	0.0
+8	6.3	0.7
+10	5.7	1.3
W Rail	5.23	1.82
℄ = ℄ Track	5.7	1.3
+6	5.6	1.4
+8	6.5	0.5

.93

.52

Allison St.

+10		6.6	0.4	
+12		5.6	1.4	
1/4		6.2	0.8	
+5		5.7	1.3	103'S = Point Sydney End of Do Track
+7		4.6	2.4	
+12		4.3	2.7	
Cb		5.1	1.9	
E		5.0	2.0	
	120'S			
E		5.3	1.7	
Cb		5.0	2.0	
+5		4.6	2.4	
1/4		6.5	0.5	
+5		6.6	0.4	
+6		7.5	-0.5	
+8		7.1	-0.1	
+10		6.3	0.7	
℄ = ℄ Track		6.2	0.8	.45
W Rail		5.80	1.25	
+9		6.1	0.9	
+10		6.7	0.3	
1/4		7.6	-0.6	
+5		3.5	3.5	
+9		5.2	1.8	
Cb		5.6	1.4	
W		4.9	2.1	

705

	170'S		
W		5.8	1.2
Cb		5.8	1.2
+3		5.5	1.5
+10		3.3	3.7
1/4		7.8	-0.8
+7		6.3	0.7
+9 = W Rail of Do Track		6.20	0.85
℄		6.7	0.3 .55
+4.5		6.30	0.75
+7		6.7	0.3
+10		7.7	-0.7
1/4		6.2	0.8
+10		4.6	2.4
Cb		5.2	1.8
E		5.5	1.5
	220'S		
E		6.3	0.7
Cb		5.8	1.2
+12		5.0	2.0
1/4		6.8	0.2
+5		7.3	-0.3
+7 = E Rail of Do Tr.		6.68	0.37
℄		7.3	-0.3
+9 = W Rail		6.7	0.3
+11		7.2	-0.2

Allison St.

℄	6.7	0.3	
+5	4.2	2.8	
+10	5.6	1.4	
Cb	5.9	1.1	
W	6.2	0.8	
	270°S = NL Reed		Reed 80' W.d 20' Cbs 10' Qtz
W	6.2	0.8	
Cb	5.9	1.1	
℄	6.1	0.9	
+2	7.5	-0.5	
+2.7 = W Rail	7.06	-0.06	
℄	7.6	-0.6	
+9.3	7.09	-0.09	
℄	6.8	0.2	
+7	6.4	0.6	
+10	5.5	1.5	
Cb	5.6	1.4	
E	6.6	0.4	
	N Cb		
E	6.4	0.6	
Cb	6.1	0.9	
+14	6.4	0.6	
℄	8.4	-1.4	
+4	8.4	-1.4	
+5	7.7	-0.7	
+5.7 = E Rail	7.18	-0.18	

7.05

℄	7.5	-0.5
+ 11.7 = W Rail	7.23	-0.23
+13	7.7	-0.7
℄	8.7	-1.7
+6	6.3	0.7
Cb	6.8	0.2
W	6.8	0.2
℄		
W	6.8	0.2
Cb	6.5	0.5
+8	4.2	2.8
℄	8.7	-1.7
+2	7.8	-0.8
+3 = W Rail	7.30	-0.30
+9	7.7	-0.7
+10	8.5	-1.5
℄	8.6	-1.6
+3	8.4	-1.4
+5	7.4	-0.4
+9.3 = E Rail	7.25	-0.25
+11	7.6	-0.6
℄	8.5	-1.5
+3	8.4	-1.4
+6	3.3	3.7
Cb	5.1	1.9
E	6.4	0.6

Allison St.

705

℄

E	6.6	0.4
Cb	6.1	0.9
+10	3.1	3.9
14	8.4	-1.4
+3	8.4	-1.4
+4	7.5	-0.5
+5.7 = E Rail	7.24	-0.26
+11	7.6	-0.6
℄	8.5	-1.5
+5	8.5	-1.5
+7	7.5	-0.5
+12.5 = W Rail	7.37	-0.37
14	8.6	-1.6
+3	5.9	1.1
+10	4.7	2.3
Cb	6.2	0.8
W	6.8	0.2

5'4

W	7.0	0.0
Cb	6.5	0.5
+5	5.7	1.3
+10	6.9	0.1
14	8.7	-1.7
+2.5 = W Rail = Point of Switch	7.50	-0.50
+10	8.5	-1.5

℄	8.7	-1.7
+5	8.0	-1.0
+9.3 = E Rail	7.29	-0.29
+11	7.8	-0.8
14	8.4	-1.4
+1	8.3	-1.3
+5	4.5	2.5
+10	6.3	0.7
Cb	6.4	0.6
E	6.4	0.6

S Cb

E	6.5	0.5
Cb	6.4	0.6
+1	6.4	0.6
+10	4.3	2.7
14	8.4	-1.4
+5	8.1	-1.1
+5.7 = E Rail	7.35	-0.35
+11	8.1	-1.1
℄	8.6	-1.6
+7	8.3	-1.3
+12.5 = W Rail	7.49	-0.49
14	8.6	-1.6
+3	8.7	-1.7
+7	5.0	2.0
Cb	6.4	0.6

Illinois St.

	7.05	
W	7.2	-0.2
	SL Reed	
W	7.5	-0.5
Cb	6.8	0.2
+9	6.1	0.9
+12	8.8	-1.8
¼	8.3	-1.3
+3.5 = W Rail	7.56	-0.56
+10	8.6	-1.6
℄	8.6	-1.6
+5	8.6	-1.6
+9.3 = E Rail	7.40	-0.40
+10	8.1	-1.1
¼	8.3	-1.3
+5	4.7	2.3
+10	6.5	0.5
Cb	6.1	0.9
E	6.7	0.3
	3.5'S of SL Reed	
E	7.0	0.6
Cb	6.7	0.3
+5	6.5	0.5
+10	4.8	2.2
¼	8.7	-1.7
+5	8.2	-1.2
+5.7 = E Rail	7.49	-0.49

	7.05	
+12	8.1	-1.1
℄	8.7	-1.7
+6	8.5	-1.5
+13.5 = W Rail	7.63	-0.63
¼	8.2	-1.2
+5	8.3	-1.3
+7	9.1	-2.1
+10	6.9	0.1
Cb	6.4	0.6
W	7.6	-0.6
	7.5'S	
W	7.1	-0.1
+5	4.9	2.1
Cb	8.5	-2.5
+7	7.7	-0.7
¼	9.1	-2.1
+2.5 = W Rail	7.68	-0.68
+8	8.5	-1.5
℄	8.7	-1.7
+4	8.0	-1.0
+9.2 E Rail	7.58	-0.58
+10	8.4	-1.4
¼	8.7	-1.7
+5	5.2	1.8
+10	6.8	0.2
Cb	7.0	0.0

Allison St.

		700			
E			7.3	-0.3	111'5 W.L. intersects W Rail of Spur
TP	3.21	3.70	6.61	0.44	
		1200			
E			4.2	-0.5	
Cb			4.7	-0.5	
+8			4.0	-0.3	
+13			2.5	1.2	
¼			5.6	-1.9	
+5			5.1	-1.4	
+5.7 = E Rail			4.43	-0.72	
+11			5.2	-1.5	
℄			5.7	-2.0	
+8			5.2	-1.5	
+12.5 = W Rail			4.50	-0.80	
¼			5.8	-2.1	
+2			5.8	-2.1	
+8			3.1	0.6	
+11			4.2	-0.5	
Cb			4.1	-0.4	
W			2.5	-0.8	
		1700			
W			4.9	-1.2	
Cb			4.7	-1.0	
+5			4.4	-0.7	
+8			2.9	0.8	
+10			4.9	-1.2	

			870		
¼					
2.5 = W Rail					
+8					
℄					
+4					
+9.3 = E Rail					
+10					
+14					
½					
+3					
+8					
Cb					
E					
			2200		
E			4.5	-0.8	
Cb			4.7	-1.0	
+6			4.6	-0.9	
+10			3.5	0.2	
¼			6.0	-2.3	
+5			5.5	-1.8	
+5.7 = E Rail			4.72	-1.02	
+11			5.4	-1.7	
℄			5.8	-2.1	
+12.5 = W Rail			4.49	-0.99	
¼			6.0	-2.3	
+5			4.6	-0.9	

			6.0	-2.3	
			4.42	-0.92	
			5.3	-1.6	
			5.7	-2.0	
			5.2	-1.5	
			4.56	-0.86	
			5.3	-1.6	
			5.6	-1.9	
			4.1	-0.4	
			3.2	0.5	
			4.1	-0.4	
			4.5	-0.8	
			4.6	-0.9	

Allison St.

	8.7°						
Cb		5.1	-1.4		℄	5.2	-1.5
W		5.3	-1.6		+5	6.0	-2.3
	270's = NL Oliver			Oliver 80' Wide 20' Cbs 10' Qts	+7	5.5	-1.8
W		5.8	-2.1		+12.5 = W Rail	4.65	-0.95
Cb		5.6	-1.9		1/4	5.8	-2.1
+7		4.6	-0.9		+5	6.3	-2.6
+11		6.3	-2.6		+10	5.6	-1.9
1/4		6.1	-2.4		Cb	6.1	-2.4
+2.5 = W Rail		4.69	-0.99		W	5.7	-2.0
+8		5.3	-1.6				
℄		5.9	-2.2		W 1/4		
+9.3 = E Rail		4.81	-1.11		W	5.8	-2.1
+10		5.7	-2.0		+5	5.7	-2.0
+13		6.3	-2.6		+8	5.0	-1.3
1/4		4.5	-0.8		Cb	5.3	-1.6
+5		5.2	-1.5		+6	6.5	-2.8
Cb		5.0	-1.3		+10	5.3	-1.6
E		4.8	-1.1		1/4	5.7	-2.0
	N Cb				+2.5 = W Rail	4.65	-0.95
E		5.1	-1.4		+8	5.5	-1.8
Cb		5.1	-1.4		℄	5.6	-1.9
+14		4.7	-1.0		+9.3	4.84	-1.14
1/4		5.5	-1.8		+10	5.6	-1.9
+1		6.4	-2.7		1/4	6.5	-2.8
+5		5.6	-1.9		+5	4.9	-1.2
+5.7 = E Rail		4.83	-1.13		Cb	5.7	-2.0
					E	5.3	-1.6

3.70

℄ Oliver

E	5.6	-1.9
Cb	5.7	-2.0
+8	4.9	-1.2
1/4	6.3	-2.6
+5	5.6	-1.9
+5.7 = E Rail	4.85	-1.15
℄	4.9	-1.2
+12.5 = W Rail	4.65	-0.95
1/4	5.6	-1.9
+10	5.9	-2.2
Cb	5.3	-1.6
+3	4.8	-1.1
+5	5.8	-2.1
W	6.0	-2.3

S 1/4

W	6.4	-2.7
Cb	6.0	-2.3
1/4	5.6	-1.9
+2.5 = W Rail	4.69	-0.99
℄	5.2	-1.5
+9.3 = E Rail	4.87	-1.17
+10	5.7	-2.0
1/4	6.0	-2.3
+5	6.5	-2.8
+8	4.7	-1.0

3.70

+13	5.8	-2.1
Cb	5.9	-2.2
E	5.9	-2.2

SCb

E	6.1	-2.4
Cb	6.3	-2.6
+10	6.7	-3.0
1/4	4.7	-1.0
+3	6.0	-2.3
+5	5.6	-1.9
+5.7 = E Rail	4.88	-1.18
℄	5.8	-2.1
+12.5 = W Rail	4.69	-0.99
1/4	5.6	-1.9
Cb	5.9	-2.2
+4	5.0	-1.3
W	6.3	-2.6

SL Oliver

W	6.3	-2.6
+7	5.3	-1.6
Cb	5.9	-2.2
+10	5.5	-1.8
1/4	5.6	-1.9
+2.5 = W Rail	4.74	-1.04
℄	5.8	-2.1
+9.3 = E Rail	4.90	-1.20

ok

Allison St.

	3.7°		
+10		5.7	-2.0
1/4		4.7	-1.0
+5		7.0	-3.3
Cb		6.8	-3.1
E		6.8	-3.1
	24' S of St. Oliver		
E		6.8	-3.1
Cb		6.8	-3.1
+10		6.4	-2.7
1/4		5.2	-1.5
+1		6.2	-2.5
+5		5.7	-2.0
+6.3 = E Rail		4.91	-1.21
℄		5.7	-2.0
+13.3 = W Rail		4.73	-1.03
1/4		5.7	-2.0
+4		5.7	-2.0
+6		5.0	-1.3
+12		6.2	-2.5
Cb		5.3	-1.6
W		6.4	-2.7
	48' S		
W		6.1	-2.4
+9		5.4	-1.7
Cb		6.4	-2.7
1/4		5.8	-2.1

+1.7 = W Rail		4.71	-1.04
℄		5.6	-1.9
+8.7 = E Rail		4.92	-1.22
+10		5.9	-2.2
1/4		6.2	-2.5
+3		5.3	-1.6
+10		6.9	-3.2
Cb		7.0	-3.3
E		7.3	-3.6
	98' S		
E		7.3	-3.6
Cb		7.0	-3.3
+14		4.6	-0.9
1/4		5.0	-1.3
+2		6.1	-2.4
+5		5.7	-2.0
+6.5 = E Rail		4.99	-1.29
℄		5.8	-2.1
+13.3 W Rail		4.92	-1.22
1/4		5.8	-2.1
+3		5.9	-2.2
+6		4.2	-0.5
+11		6.0	-2.3
Cb		5.9	-2.2
W		5.6	-1.9
	150' S		

Allison St.

370

M			5.5	-1.8
Cb			5.7	-2.0
1/4			5.2	-1.5
+2.7 = M Rail			5.07	-1.37
E			5.9	-2.2
+9.7 = E Rail			4.98	-1.18
+11			5.8	-2.1
1/4			6.0	-2.3
+3			4.0	-0.3
+10			7.1	-3.4
Cb			7.1	-3.4
E			7.4	-3.7
TP	4.53	3.07	5.16	-1.16
		200'S		
E			6.6	-3.5
Cb			6.4	-3.3
+5			6.0	-2.9
+10			4.0	-0.9
1/4			5.4	-2.3
+3			5.0	-1.9
+4 = E Rail			4.81	-1.14
E			5.4	-2.3
+11 = M Rail			4.29	-1.22
+13			4.4	-1.3
1/4			4.2	-1.1
Cb			5.3	-2.2

+3	6.0	-2.9
M	5.2	-2.1
445'S - M.L. Pacific		Pacific 100 M.L. 60 Yards 20 Cb 15 Q 15
M	6.4	-3.3
Cb	6.0	-2.9
+10	5.5	-2.4
1/4	4.6	-1.5
+4.7 = M Rail	4.20	-1.13
E	5.0	-1.9
+11.5 = E Rail	4.81	-1.24
1/4	5.4	-2.3
+1	5.5	-2.4
+5	4.0	-0.9
Cb	5.5	-2.4
E	5.6	-2.5
M.C.b - M Edge Paving From East		
E of Pasing	4.9	-1.8
Cb	4.8	-1.7
1/4	4.6	-1.5
3.5 = E Rail	4.27	-1.20
E	5.2	-2.1
+10.2 = M Rail	4.18	-1.09
1/4	4.2	-1.1
+5	4.5	-1.4
+7	5.2	-2.1
Cb	5.3	-2.2

Allison St.

807

W	5.2	-2.1
+10	5.0	-1.9
+20	5.2	-2.1
	N ¼	
-20	4.9	-1.8
-10	5.2	-2.1
W	5.4	-2.3
Cb	5.1	-2.0
¼	4.4	-1.3
+48 = W Rail	4.18	-1.11
℄	4.3	-1.2
+3 = W Edge Paving	4.20	-1.13
	℄	
℄ + 14 = W Edge Paving	4.22	-1.15
¼	4.2	-1.1
Cb	4.9	-1.8
W	5.2	-2.1
+10	5.3	-2.2
+20	5.4	-2.3
	S ¼	
-20	5.1	-2.0
-10	5.4	-2.3
W	5.0	-1.9
Cb	4.7	-1.6
+6 = W Edge Paving	4.12	-1.55
	S Cb	

W ¼ +13 = W Edge Paving — 5.06 — -1.99

Cb — 4.91 — +1.84

W — 5.1 — -2.0

+10 — 4.7 — +1.6

+20 — 5.3 — -2.2

S ℄ Pacific

-20 — 4.4 — -1.3

-10 = Conc. Cb — 4.93 — -1.86

W Paving — 5.41 — -2.34

Cb = W Edge Strip Paving — 5.27 — -2.20

TP 5.88 4.65 — 4.30 — -1.23

℄ W — 0.0 — 4.65



11/24/47
Moore

Cross Section of Kettner Blvd

Broadway to B St.

SEBP	6.1'	16.6'	-	10.50	Kettner Broadway
0+00 = NL Broadway					
Top W rail = Baseline			5.50	11.11	
0+21 = N edge of EX. paving					
W rail			5.56	11.05	
19' West edge of EX. paving			5.58	11.03	
0+50 = S end of 3' wide landing or curb					
W rail			5.52	11.09	
2.1 W = E edge of 3' landing			4.83	11.78	
5.1 " = W " " "			4.83	11.78	
gutter			.54	11.21	
19' W = edge of EX. paving			5.52	11.09	
1+00					
W rail			5.39	11.22	
5.1 W = W edge 3' landing			4.76	11.90	
gutter			5.1	11.51	
19' W = edge paving			5.46	11.15	
1+50					
W rail			5.27	11.34	
5.1 W = W edge landing			4.61	12.00	
gutter			5.0	11.61	
19' W = edge paving			5.33	11.28	
2+00					
W rail			5.19	11.42	
5.1 W W edge landing			4.54	12.07	
gutter			5.0	11.61	

INDEXED

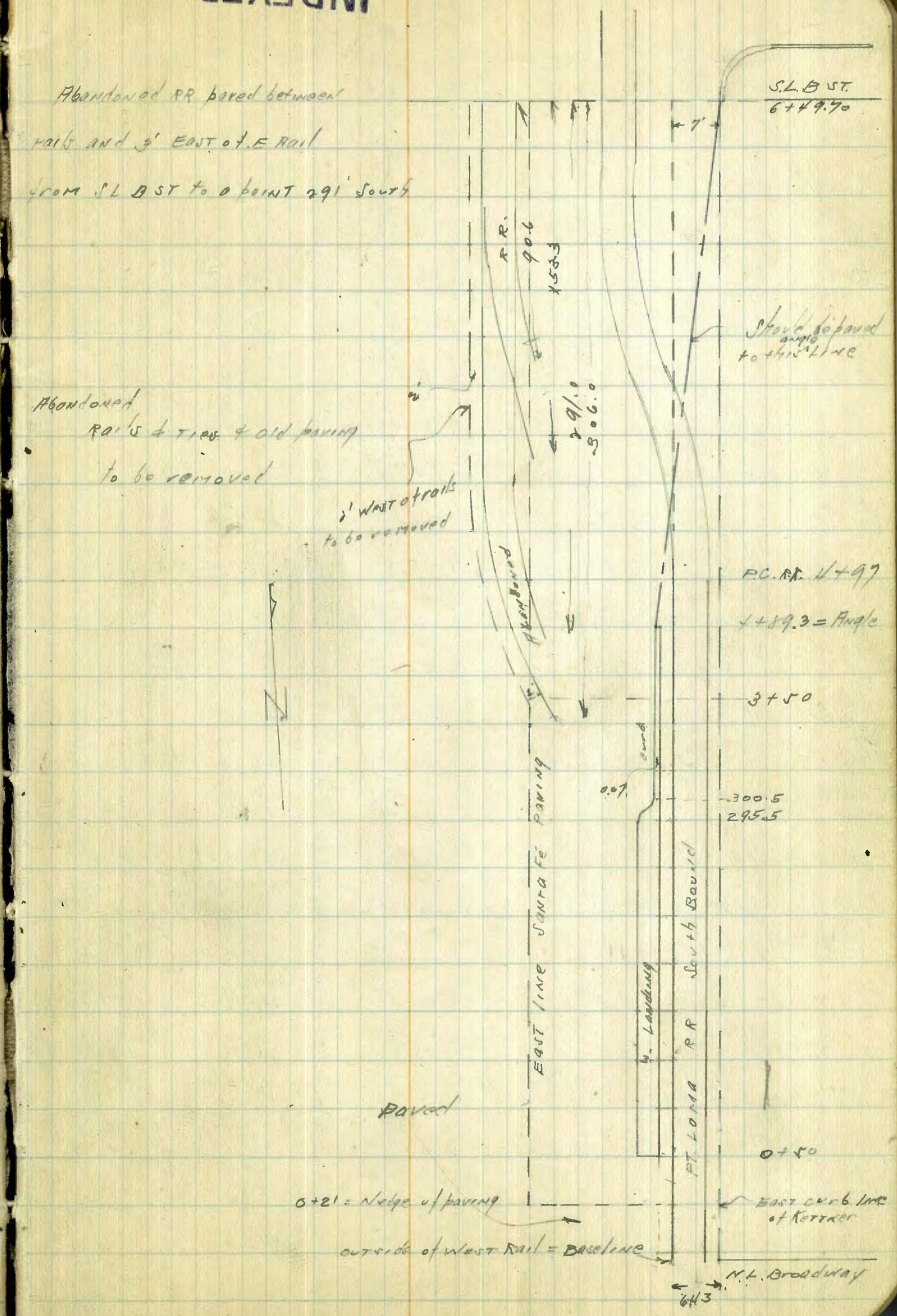

19' W = edge paving	5.28	11.33
2+50		
W rail	5.08	11.53
5.1 W = Wedge landing	4.52	12.19
gutter	4.9	11.71
19' W edge paving	5.21	11.40
T.P. 5.56 17.16	5.01	11.60
295.5		
W rail	5.58	11.03
5.1 W = Wedge PC landing	4.89	11.72
gutter	5.3	11.31
19' W = edge paving	5.69	10.92
300.5 = beginning of 8" curb		
W rail	5.58	11.03
2.77 W = Wedge 8" curb	4.90	11.71
gutter	5.2	11.41
19' W paving	5.68	10.93
3+50 = S end of abandoned rails		paving to be removed to 2' west of west rail
W Rail	5.57	11.04
2.77 W = Wedge of 8" curb	4.89	11.72
gutter	5.2	11.41
19' W = edge paving	5.48	11.13
4+00 = PC of abandoned rails		
W rail	5.51	11.10
2.77 W = Wedge 8" curb	4.82	11.79
gutter	5.1	11.51

15' W ydge	5.3	11.31	
29' W = 2' West W rail abandoned rail	5.52	11.09	on paving
4+50			
W. rail	5.43	11.18	
2.77 W = Wedge 8" curb	4.73	11.88	
gutter	5.1	11.51	
15' W ydge	5.2	11.41	
29.1 = 2' W of W rail abandoned RR	5.40	11.21	
4+89.3 = North end of 8" curb = angle in proposed paving to connect with curb at SL B ST			
W rail	5.4	11.21	
2.77 W = Top 8" curb	4.71	11.90	
gutter	5.1	11.51	
15' W ydge	5.2	11.41	
29.1 W = 2' W of W rail abandoned RR	5.34	11.27	
4+97 = PC of Ptloma RR			
W rail	5.41	11.20	
15' West for ydge	5.2	11.41	
29.1 W = 2' W of rail of abandoned RR	5.31	11.30	
5+20			
0.5 W of baseline = Wedge of W rail Ptloma RR	5.36	11.25	
0.9 W Baseline = Angle line	5.4	11.21	
15' W ydge	5.3	11.31	
29.1 = 2' W of W rail abandoned RR	5.32	11.29	
5+40			
0.35 E of Baseline = angle line	5.4	11.21	
1.70 W " " = W Rail Ptloma RR	5.30	11.31	

14.5' W Baseline = edge	√.3	11.31	
29.1 " " = 2' W of abandoned rail	√.33	11.28	
√+60			
1.√3' E of Baseline = angle line	√.V√	11.36	= E RAIL PT LOMA RR
3.48 W " " = Wedge W rail PT Loma RR	√.V7	11.34	
1.5' W edge	√.V	11.41	
29.1 W = 2' W abandon rail	√.38	11.23	
√+80			
3.8 E of Baseline = angle line	√.3	11.31	
√.9 W " " = W rail PT LOMA RR	√.76	11.35	
1.5' W edge	√.V	11.41	
29.1 W = 2' W abandoned RR	√.30	11.31	
6+00			
3.97' E of Baseline = angle line	√.V	11.41	
8.48 W " " = W elbow rail PT LOMA RR	√.19	11.42	
1.5' W = edge	√.V	11.41	
29.1 W = 2' W of W rail abandoned RR	√.36	11.25	
6+20			
√.20 E Baseline = angle line	√.V	11.41	
11.98 W ^ baseline = W rail PT LOMA RR	√.73	11.48	
1.5' W edge	√.V	11.41	
29.1 W = 2' W of abandoned RR	√.32	11.29	
6+49.7 = SL BST			
7' E of Baseline = To curb return	4.70	11.91	= E of line KETTNER
gutter on paving	√.15	11.46	
13.43' W Baseline = W rail PT LOMA RR	√.10	11.51	To rail & paving

29.1 W = 2' W abandoned RR.	√.36	11.25	
start to AM	664	10.√V / 0.0V	10.50 = A.M. error

Proposed Culvert
Allison & Turquois
Cross Section of Canyon

BM	4.27	110.48		106.21	NW Mon Turquoise & Allison
		0+0			
55'W			0.1	110.4	
35'W			7.4	103.1	
13'W			10.8	99.7	
12'W			13.3	97.2	
℄			15.2	95.3	
4'E			15.2	95.3	
5'E			11.8	98.7	
18'E			11.0	99.5	
55'E			6.8	103.7	
70'E			0.8	109.7	
		0+25			
50'E			1.9	108.6	
35'E			3.4	107.1	
30'E			5.2	105.3	
25'E			9.8	100.7	
20'E			14.1	96.4	
7'E			13.1	97.4	
6'E			17.9	92.6	
℄			18.0	92.5	
10'W			14.5	96.0	
14'W			11.7	98.8	
25'W			8.4	102.1	
53'W			5.2	105.3	

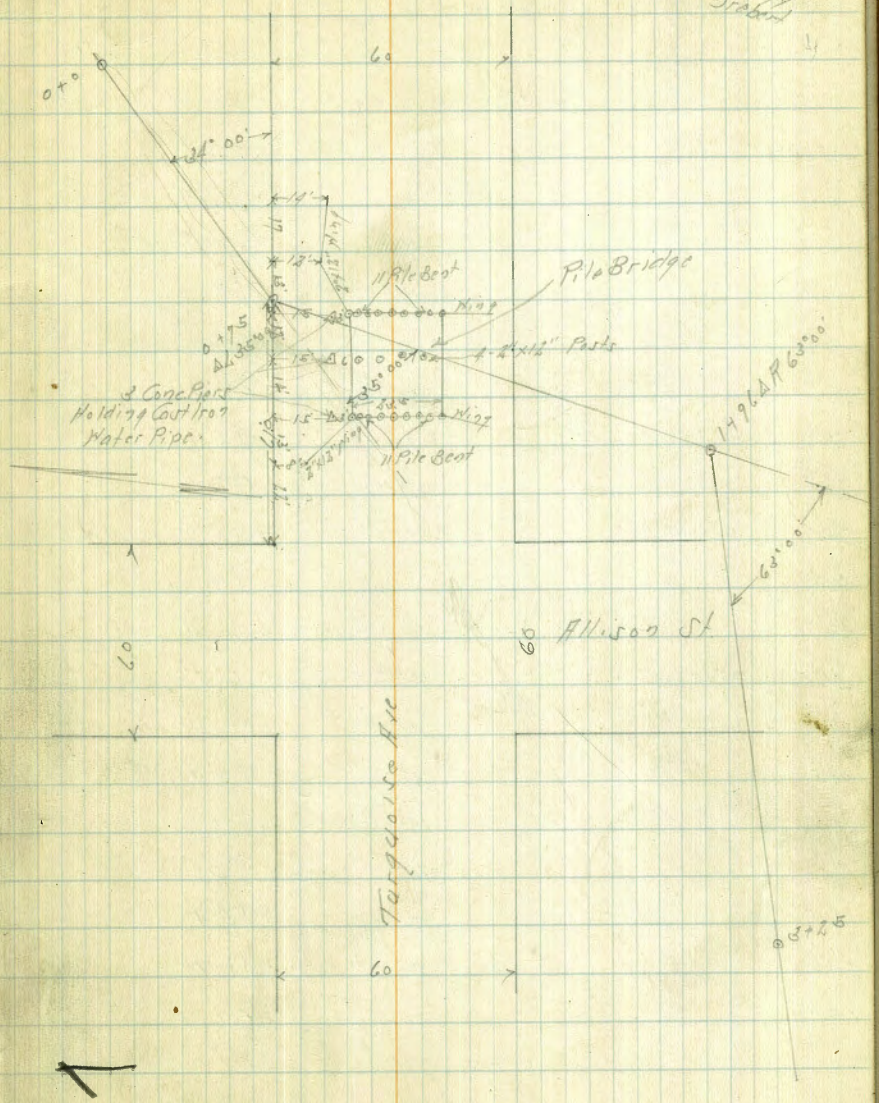

1-3-28
Sisson
Bliss
Kanagy
Drebert

110.48

0+50

50'W	1.6	108.9
47'W	4.6	105.9
33'W	5.2	105.3
22'W	11.0	99.5
11'W	13.6	96.9
10'W	15.4	95.1
℄	16.4	94.1
5'E	16.2	94.3
7'E	13.6	96.9
22'E	12.9	97.6
25'E	8.5	102.0
35'E	3.4	107.1

0+75 = Δ L 35°00' Taken on Split of L

21'E = Top Timber Wing	3.98	106.50
21'E = Bottom " "	10.1	100.4
12'E	14.1	96.4
℄	16.4	94.1
11'W	17.5	93.0
13'W	15.1	95.4
25'W	8.8	101.7
35'W	3.9	106.6

0+95

21'W = Top Timber Wing	6.06	104.42
21'W = Bottom " "	16.5	94.00
15'W = Bottom Conc Pier for Pipeline	18.3	92.2

110.48

7'W	18.5	92.0
5'W = Bottom Center Conc Pier	17.0	93.5
℄	16.4	94.1
7'E = Bottom E Conc Pier	16.2	94.3
15'E = Bottom Timber Wing	11.8	98.7
15'E = Top " "	4.33	96.15

1+06 = ℄ Bridge

14'E = Top Cap East Bent 11 Piles	17.0	93.5
3'E	17.1	93.4
℄ = Top Cap Center Bent 4-2"x12"	18.4	92.1
5'W	19.2	91.3
14'W = Top Cap W Bent 11 Piles	18.1	92.4

1+25 = S End of East Wing

8'W = Top Timber Wing	6.80	103.7
8'W = Bottom " "	17.2	93.3
1'W	18.1	92.4
℄	19.4	91.1
8'E	19.2	91.3
9'E	18.6	91.9
21'E = Bottom Timber Wing	17.3	98.2
21'E = Top " "	7.80	92.68

1+33 = S End of West Wing ~~106~~

65'E			3.9	106.6
TP	8.43	106.56	12.35	98.13
45'E			12.2	94.4
26'E			12.1	94.5

	106.56		
24'E		14.3	92.3
13'E		15.6	91.0
5'E		14.7	91.9
℄		14.0	92.6
8'W	: S End Timber Wing Bottom	12.7	93.9
8'W	" " " " Top	32.5	103.31
	1+50		
45'W		2.6	104.0
20'W		11.3	95.3
9'W		13.3	93.3
5'W		15.6	91.0
℄		15.6	91.0
32'E		16.2	90.4
33'E		14.0	92.6
45'E		12.6	94.0
60'E		0.0	106.6
	1+75		
55'E		1.1	105.5
40'E		6.3	100.3
32'E		14.9	95.7
22'E		15.0	91.6
21'E		17.5	89.1
℄		17.6	89.0
12'W		17.4	89.2
15'W		15.4	91.2
35'W		10.2	96.4

	106.56		
55'W		2.8	103.8
	1+96 = ΔR 63°00' Taken on Split of Δ		
60'W		3.1	103.5
35'W		12.5	94.1
22'W		18.8	87.8
℄		17.3	89.3
7'E		17.7	88.9
8'E		15.9	90.7
38'E		11.8	94.8
54'E		3.6	103.0
66'E		0.2	106.4
	2+25 29		
80'S		1.8	104.8
57'S		14.5	92.1
40'S		18.3	88.3
23'S		18.5	88.1
15'S		20.2	86.4
℄		19.1	87.5
15'N		19.4	87.2
30'N		9.5	101.1
40'N		7.8	98.8
	2+35 39		
40'N		3.7	104.9
16'N		13.6	93.0
℄		16.9	89.7
2'S		20.2	86.4

	106.56		
32.5		20.9	95.7
34.5		18.8	87.6
56.5		15.8	90.6
80.5		22	104.3
	2+50		
	54		
90.5		15	105.1
70.5		10.2	96.4
57.5		16.2	90.4
46.5		18.1	88.5
45.5		22.5	94.1
15.5		20.7	85.9
℄		18.4	88.2
18.4		16.1	90.5
36.N		23	101.4
	2+75		
	79		
31.N		8.6	98.0
10.N		18.9	87.7
℄		20.2	86.4
20.5		21.0	85.6
21.5		23.0	83.6
35.5		21.8	84.6
37.5		18.2	88.4
57.5		12.5	94.1
76.5		24	104.2
	2+85		
	89		
67.5		2.7	103.9

	106.56		
32.5		17.0	89.6
30.5		21.0	85.6
22.5		23.1	83.5
5.5		22.8	83.8
℄		21.8	95.3
8.N		20.3	86.3
30.N		9.7	96.9
	8+10		
	109		
25.N		10.5	96.1
18.N		18.3	88.3
15.N		23.6	83.0
℄		23.4	83.2
9.5		20.6	86.0
20.5		17.3	89.3
46.5		4.5	102.1
	8+85		
	129		
55.5		4.0	102.6
28.5		18.6	93.0
20.5		20.1	86.5
8.5		20.6	86.0
1.5		24.1	82.2
℄		24.9	81.7
8.N		25.1	81.5
9.N		22.4	84.2
15.N		20.1	86.5
35.N		11.0	95.6
50.N		6.8	99.8

Allison St Cross Sections Additional 22'E of EL

Tourmaline to Turquoise

E = 80' E of West Line

B.M.	0.57	101.32	100.75	NW Prop Hub Sapphire + Allison
		SL Tourmaline		
E		155	88.6	
		S C6		
E		126	88.7	
+31		125	88.6	
		S ¼		
E		151	86.2	
+71		141	97.2	
		¢		
E		166	84.7	
+11.4		156	85.7	
		N ¼		
E		168	84.5	
+15.8		159	85.4	
		N C6		
E		164	84.9	
+19.8		158	85.5	
		NL Tourmaline		
E		157	95.6	
+12		157	95.6	
+22		154	95.9	
		50' N of NL Tourmaline		
E		107	90.6	
+12		115	89.9	

101.32

+22		148	89.5
	100' N		
E		84	92.9
+12		84	92.9
+32		84	92.9
	150' N		
E		57	95.6
+12		60	95.3
+32		59	95.4
	200' N		
E		90	97.3
+12		88	97.5
+32		92	97.1
	235' N.		
E		32	98.1
+12		29	98.4
+32		32	98.0
	215' - SL Sapphire		
E		22	99.1
+12		23	99.0
+32		18	99.5
	S C6		
E		19	99.4
+12		18	99.5
+32		14	99.9
	S ¼		

		101.32		
E			1.4	99.9
+12			1.3	100.0
+22			1.0	100.3
		½ Sapphire		
E			0.9	100.4
+12			0.8	100.5
+22			0.6	100.7
		N 4		
E			0.4	100.9
+12			0.3	101.0
+22			0.2	101.1
TP	9.68	110.93	0.07	101.25
		NC6		
E			9.6	101.3
+12			9.5	101.4
+22			9.4	101.5
		N2 Sapphire		
E			9.3	101.6
+12			9.2	101.7
+22			9.0	101.9
		50'N of N2 Sapphire		
E			7.6	103.3
+12			7.6	103.3
+22			7.6	103.3
		100'N		
E			6.2	104.7

		110.93		
+12			6.4	104.5
+22			6.2	104.7
		120'N		
E			5.8	105.1
+12			5.5	105.4
+22			5.4	105.5
		125'N		
E			6.0	104.9
+12			5.4	105.5
+22			5.2	105.7
		140'N		
E			14.0	96.9
+12			10.4	100.5
+22			6.8	104.1
+32			5.0	105.9
		155'N		
E			18.5	92.4
+12			14.8	96.1
+22			10.8	100.1
+40			4.8	106.1
		159'N		
E			18.8	92.1
+12			15.8	95.1
+22			11.6	99.3
+32			8.0	102.9
+44			4.6	106.3

110.93

165'N

E	19.8	91.1
+12	17.5	93.4
+22	13.7	97.7
+40	6.4	104.5

175'N

E	20.5	90.4
+12	18.7	92.2
+22	15.5	95.4
+40	6.6	94.3

190'N

E	20.5	90.4
+12	19.7	91.2
+22	17.5	93.4
+50	6.0	104.9

205'N

E	21.7	89.2
+12	21.0	89.9
+22	20.1	90.8
+33	19.0	91.9
+40	14.5	99.4
+57	5.0	103.9

215'N

E	22.5	87.4
+12	22.0	88.9
+22	21.7	89.2
+35	19.2	91.7

110.93

+44		
+68		

230'N

E		
+12		
+22		
+40		
+42		
+58		
+83		

242'N

E		
+12		
+22		
+43		
+45		
+58		
+75		

255'N: SK. Turquoise

E		
+7		
+12		
+22		
+43		
+45		
+68		

110.93

18.6		92.8
3.2		107.7

230'N

19.8		91.1
21.5		89.4
20.8		90.1
21.1		89.8
18.4		92.5
15.8		95.1
3.0		107.9

242'N

18.7		92.2
20.5		90.4
20.2		90.7
19.2		91.7
17.0		93.9
16.6		94.3
2.9		108.0

255'N: SK. Turquoise

15.7		95.2
16.0		94.9
18.5		92.4
19.1		91.8
18.4		92.5
15.7		95.2
13.3		97.6

		110.93			
+ 86			5.3	105.6	
BM			4.29	106.14 ✓	NN Mon Turquoise + Allison 106.21

IMPROVED TABLES

AND

INFORMATION

Table II—Continued
TRIGONOMETRIC FORMULAE (continued)

In any triangle:

Given a, b, C; to find c, B, A.

Use Law of Lines.

Given A, B, c; to find a, b, C.

Use Law of Lines.

Given a, b, c; to find A, B, C.

$$\text{Let } \frac{a+b+c}{2} = s, \sqrt{\frac{(s-a)\ (s-b)\ (s-c)}{s}} = r$$

$$\cos \tfrac{1}{2} A = \sqrt{\frac{s(s-a)}{bc}}$$

$$\tan \tfrac{1}{2} A = \frac{r}{s-a}$$

$$\tan \tfrac{1}{2} B = \frac{r}{s-b}$$

$$\tan \tfrac{1}{2} C = \frac{r}{s-c}$$

Area of a triangle:

$$\text{Area} = \tfrac{1}{2} ab \sin C$$

$$\text{Area} = \sqrt{s\,(s-a)\ (s-b)\ (s-c)}$$

PRISMOIDAL FORMULA.

$$\text{Vol.} = \frac{h}{6}(B+b+4M)$$

h = altitude; b, B = bases; M = midsection

Table III
INCHES AND FRACTIONS OF AN INCH IN DECIMALS OF A FOOT

	0	1	2	3	4	5	6	7	8	9	10	11	
1/16	.0052	.0885	.1719	.2552	.3385	.4219	.5052	.5885	.6719	.7552	.8385	.9219	1/16
1/8	.0104	.0938	.1771	.2604	.3438	.4271	.5104	.5938	.6771	.7604	.8438	.9271	1/8
3/16	.0156	.0990	.1823	.2656	.3490	.4323	.5156	.5990	.6823	.7656	.8490	.9323	3/16
1/4	.0208	.1042	.1875	.2708	.3542	.4375	.5208	.6042	.6875	.7708	.8542	.9375	1/4
5/16	.0260	.1094	.1927	.2760	.3594	.4427	.5260	.6094	.6927	.7760	.8594	.9427	5/16
3/8	.0313	.1146	.1979	.2813	.3646	.4479	.5313	.6146	.6979	.7813	.8646	.9479	3/8
7/16	.0365	.1198	.2031	.2865	.3698	.4531	.5365	.6198	.7031	.7865	.8698	.9531	7/16
1/2	.0417	.1250	.2083	.2917	.3750	.4583	.5417	.6250	.7083	.7917	.8750	.9583	1/2
9/16	.0469	.1302	.2135	.2969	.3803	.4635	.5469	.6302	.7135	.7969	.8802	.9635	9/16
5/8	.0521	.1354	.2188	.3021	.3854	.4688	.5521	.6354	.7188	.8021	.8854	9688	5/8
11/16	.0573	.1406	.2240	.3073	.3906	.4740	.5573	.6406	.7240	.8073	.8906	.9740	11/16
3/4	.0625	.1458	.2292	.3125	.3958	.4792	.5625	.6458	.7292	.8125	.8958	.9792	3/4
13/16	.0677	.1510	.2344	.3177	.4010	.4844	.5677	.6510	.7344	.8177	.9010	.9844	13/16
7/8	.0729	.1563	.2396	.3229	4063	.4896	.5729	.6563	.7396	.8229	.9063	.9896	7/8
15/16	.0781	.1615	.2448	.3281	.4115	.4948	.5781	.6615	.7448	.8281	.9115	.9948	15/16
1	.0833	.1667	.2500	.3333	.4167	.5000	.5833	.6667	.7500	.8333	.9167	1.000	1
	0	1	2	3	4	5	6	7	8	9	10	11	

Table IV
USEFUL RELATIONS.

Lineal feet	×.00019	= miles
Lineal yards	×.0006	= miles
Square inches	×.007	= square feet
Square feet	×.111	= square yards
Square yards	×.0002067	= acres
Acres	×4840	= square yards
Cubic inches	×.00058	= cubic feet
Cubic feet	×.03704	= cubic yards
Links	×.22	= yards
Links	×.66	= feet
Feet	×1.5	= links

360° = 21600′ = 1296000″

Radius = arc of 57.2957790°

Arc of 1° (radius = 1) = .017453292

Arc of 1′ (radius = 1) = .000290888

Arc of 1″ (radius = 1) = .000004848

$\pi = 3.141592654$	$\sqrt{\frac{1}{4}} = 0.564190$
$\frac{\pi}{4} = 0.785398163$	$\sqrt[3]{\frac{6}{\pi}} = 1.240700982$
$\frac{\pi}{6} = 0.523598776$	$\pi^2 = 9.869604401$
$\sqrt{\frac{4}{\pi}} = 1.128379167$	$\frac{1}{\pi^2} = 0.101321184$
$\frac{\pi}{6} = 0.523598776$	$\sqrt{\pi} = 1.772453851$
$\frac{4.\pi}{3} = 4.188790205$	$\frac{1}{\pi} = 0.3183099$

Curvature of Earth's surface = about 0.7 feet in 1 mile

Curvature in feet = 0.667 (Dist. in miles)^2

Difference between arc and chord length, 0.05 feet in 11½ miles

$$\text{Probable error of a single observation} = 0.6754\sqrt{\frac{\Sigma v^2}{n-1}}$$

Error in chaining of 0.01 feet in 100 feet:

Due to—

1. Length of tape error of 0.01 feet
2. Alignment. One end 1.4 feet out of line
3. Sag of tape at centre of 0.61 feet.
4. Temperature difference of 15°
5. Difference of pull of 15 lbs.

STADIA REDUCTION FORMULÆ.

Horizontal Distance = $R - R \sin^2 a + C \cos a$

Vertical Distance = $R\ \tfrac{1}{2} \sin 2a + C \sin a$

$$R = \text{Reading} \times \frac{\text{distance from Object glass to cross hairs}}{\text{distance between cross hairs}}$$

C = distance from Object glass to cross hairs + distance from Object glass to center of instrument.

a = angle of elevation for mid Reading

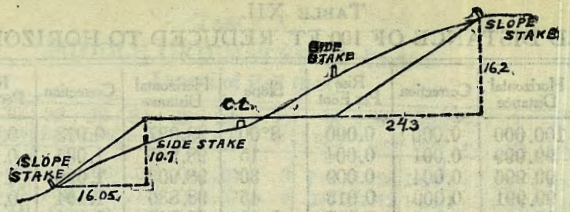

DISTANCES FROM SIDE STAKES FOR CROSS-SECTIONING.

SLOPE 1¼ TO 1. ROADWAY OF ANY WIDTH.

	0	.1	.2	.3	.4	.5	.6	.7	.8	.9	
0	0 00	0 15	0.30	0.45	0.60	0.75	0.90	1.05	1.20	1.35	0
1	1.50	1 65	1 80	1.95	2.10	2.25	2.40	2.55	2.70	2.85	1
2	3.00	3.15	3.30	3 45	3.60	3 75	3.90	4.05	4.20	4 35	2
3	4.50	4 65	4.80	4.95	5 10	5 25	5 40	5.55	5.70	5.85	3
4	6.00	6 15	6.30	6.45	6.60	6 75	6.90	7.05	7.20	7.35	4
5	7 50	7.65	7.80	7.95	8.10	8.25	8.40	8.55	8.70	8.85	5
6	9 00	9 15	9.30	9.45	9.60	9.75	9.90	10.05	10.20	10.35	6
7	10.50	10 65	10.80	10.95	11.10	11.25	11.40	11.55	11 70	11.85	7
8	12.00	12 15	12.30	12.45	12.60	12.75	12.90	13.05	13.20	13.35	8
9	13 50	13 65	13 80	13 95	14.10	14.25	14.40	14 55	14.70	14.85	9
10	15.00	15 15	15 30	15 45	15.60	15.75	15.90	16.05	16.20	16 35	10
11	16 50	16 65	16 80	16.95	17 10	17.25	17.40	17.55	17.70	17.85	11
12	18 00	18 15	18.30	18 45	18.60	18 75	18.90	19.05	19.20	19 35	12
13	19 50	19 65	19.80	19.95	20.10	20.25	20 40	20.55	20.70	20.85	13
14	21.00	21 15	21.30	21.45	21 60	21.75	21.90	22 05	22 20	22 35	14
15	22 50	22 65	22 80	22 95	23.10	23.25	23.40	23.55	23.70	23.85	15
16	24.00	24 15	24 30	24 45	24.60	24.75	24 90	25 05	25.20	25.35	16
17	25.50	25 65	25.80	25 95	26.10	26 25	26 40	26.55	26.70	26.85	17
18	27.00	27 15	27.30	27 45	27.60	27.75	27.90	28.05	28 20	28.35	18
19	28 50	28 65	28 80	28.95	29.10	29.25	29 40	29.55	29.70	29.85	19
20	30 00	30 15	30.30	30.45	30.60	30.75	30.90	31.05	31.20	31.35	20
21	31 50	31 65	31.80	31.95	32 10	32 25	32.40	32.55	32 70	32 85	21
22	33 00	33 15	33 30	33 45	33.60	33 75	33.90	34.05	34.20	34.35	22
23	34 50	34 65	34.80	34.95	35.10	35 25	35 40	35.55	35.70	35 85	23
24	36.00	36 15	36.30	36 45	36.60	36.75	36.90	37.05	37.20	37.35	24
25	37.50	37.65	37 80	37.95	38.10	38.25	38.40	38.55	38.70	38.85	25
26	39 00	39 15	39 30	39 45	39 60	39.75	39.90	40.05	40.20	40.35	26
27	40 50	40 65	40 80	40.95	41.10	41.25	41 40	41.55	41.70	41.85	27
28	42 00	42 15	42.30	42.45	42.60	42 75	42.90	43.05	43.20	43.35	28
29	43 50	43 65	43.80	43 95	44.10	44 25	44 40	44.55	44.70	44 85	29
30	45 00	45 15	45.30	45 45	45.60	45.75	45.90	46.05	46 20	46.35	30
31	46.50	46.65	46.80	46 95	47.10	47 25	47.40	47.55	47.70	47.85	31
32	48 00	48.15	48.30	48 45	48.60	48 75	48.90	49.05	49 20	49.35	32
33	49 50	49 65	49.80	49.95	50.10	50.25	50.40	50.55	50.70	50.85	33
34	51 00	51.15	51.30	51.45	51.60	51 75	51.90	52.05	52.20	52.35	34
35	52 50	52.65	52.80	52.95	53.10	53.25	53.40	53.55	53.70	53.85	35
36	54 00	54 15	54.30	54 45	54.60	54.75	54.90	55.05	55.20	55.35	36
37	55 50	55 65	55.80	55.95	56.10	56.25	56.40	56.55	56.70	56.85	37
38	57 00	57.15	57.30	57 45	57.60	57 75	57.90	58.05	58.20	58 35	38
39	58 50	58.65	58 80	58.95	59.10	59 25	59.40	59 55	59.70	59.85	39
40	60 00	60 15	60 30	60 45	60 60	60.75	60 90	61.05	61 20	61.35	40
41	61.50	61 65	61 80	61 95	62 10	62 25	62.40	62 55	62 70	62.85	41
42	63 00	63.15	63 30	63 45	63 60	63 75	63 90	64 05	64 20	64.35	42
43	64.50	64 65	64 80	64.95	65.10	65 25	65 40	65.55	65.70	65.85	43
44	66 00	66 15	66.30	66.45	66.60	66 75	66.90	67.05	67.20	67.35	44
45	67 50	67 65	67 80	67.95	68.10	68.25	68.40	68.55	68.70	68.85	45
46	69 00	69 15	69 30	69.45	69.60	69.75	69.90	70.05	70.20	70.35	46
47	70 50	70 65	70 80	70 95	71.10	71.25	71 40	71.55	71.70	71.85	47
48	72.00	72 15	72.30	72.45	72.60	72.75	72.90	73 05	73.20	73 35	48
49	73 50	73 65	73.80	73.95	74.10	74.25	74.40	74.55	74.70	74.85	49
50	75.00	75.15	75.30	75.45	75.60	75.75	75.90	76.05	76.20	76.35	50

Computed by L. Leland Locke.