

1253

PASTA

---

LEVEL BOOK

No. 330 F

---

20.14  
22.18  
12.22  
13.07  
30.49  
10.24-7  
17.06  
10.22  
7.7

ENGINEERING DEPARTMENT,  
CITY OF SAN DIEGO,  
CALIFORNIA.

Our Leather Bound Engineers Note Books are carried in the following rulings:

- No. 380 LEVEL BOOK. Left and Right Hand Page the same as Left Hand Page of this Book.
- No. 382 FIELD BOOK. Left Hand Page as in this Book, Right Hand Page 4 x 4 to the inch, Center Line Red.
- No. 384 MINING TRANSIT BOOK. Left Hand Page as in this Book, Right Hand Page 8x8 to the inch, Center Line Red.
- No. 385 FIELD BOOK. Left Hand Page as in this Book, Right Hand Page 8 vertical and 4 horizontal lines to the inch, Center Line Red.

We also carry the Note Books listed above, bound in extra strong Fabri-Hide (otherwise the same quality of book), which can be furnished at a somewhat lower price.


In ordering Fabri-Hide covered books, add the letter "F" to catalog number.

**THE FREDERICK POST CO.**  
ENGINEERING and DRAFTING SUPPLIES  
IRVING PARK STATION  
CHICAGO, ILL.

MICROFILMED

DEC 22 1964

*This is hand copy of 7/1/20 AA*



1

Line of B.M.s from Boundary to 44<sup>th</sup> on Mead Str. preparatory to X-Section of Mead.

JAEGGER }  
Bailey } May 16<sup>th</sup> 1928.  
Clavert }

2

| STA.  | +     | H.I.      | -     | Elev.   | STA.  | +     | H.I.    | -    | Elev.   |
|---|-------|-----------|-------|---------|---|-------|---------|------|---------|
| B.P. SW. Cor. El Cajon & 33 <sup>rd</sup>           | 7.217 | 381.467 ✓ |       | 374.25  | B.M. El Cajon & 34 <sup>th</sup>                        | 3.255 | 382.085 |      | 378.83  |
| Set B.P. in Curb N.W. Cor. Meade & 33 <sup>rd</sup> | 3.030 | 382.085 ✓ | 2.412 | 379.055 | B.M. El Cajon & 33 <sup>rd</sup>                        |       |         |      | 374.25  |
| NW. Curb Mead & Mechanic                            |       |           | 3.92  | 378.16  | Actual Elev.  |       |         | 7.93 | 374.155 |
| Set B.P. in Curb NW. Cor. Mead & Bancroft           | 6.101 | 383.595 ✓ | 4.591 | 377.494 | B.M. Mead & 34 <sup>th</sup>                            | 7.695 | 391.790 |      | 384.495 |
| Set B.P. in Curb NW. Cor. Mead & 32 <sup>nd</sup>   | 5.548 | 386.072 ✓ | 3.071 | 380.527 | NW. Curb Meade & Swifl.                                 | 4.55  |         |      | 387.34  |
| Set B.P. in Curb NW. Cor. Mead & Iowa               |       |           | 3.401 | 382.674 | Set B.P. in Curb NW. Cor. Mead & 35 <sup>th</sup>       | 5.073 |         |      | 386.817 |
| B.P. SW. Cor. El Cajon & 34 <sup>th</sup>           | 6.740 | 385.570 ✓ |       | 378.83  | Set B.P. in Curb NW. Cor. Mead & Wilson <sup>P 25</sup> | 3.920 |         |      | 388.307 |
| T.P.  | 5.885 | 388.695 ✓ | 2.76  | 382.810 | T.P.  | 6.130 |         |      | 385.997 |
| Set B.P. in Curb NW. Cor. Mead & 34 <sup>th</sup>   |       |           | 4.60  | 384.195 | NW. Curb Mead & 36 <sup>th</sup>                        | 4.250 | 390.247 |      |         |
| B.M. NW. Cor. Meade & 33 <sup>rd</sup>              | 7.390 | 386.445 ✓ |       | 379.055 | Set B.P. in Curb NW. Cor. Mead & Cherokee               | 6.180 |         |      | 384.067 |
| NW. Curb Mead & Felton                              |       |           | 5.075 | 381.370 | N.W. Curb Mead & 37 <sup>th</sup>                       | 1.052 | 385.119 |      |         |
| B.M. Mead & 34 <sup>th</sup>                        |       |           | 2.225 | 384.220 | Set B.P. in Curb NW. Cor. Mead & McClintock             | 4.78  |         |      | 380.439 |
|   |       |           |       |         |   | 7.813 |         |      | 377.406 |
|   |       |           |       |         | Fd. B.P. Curb NW. Cor. Mead & 38 <sup>th</sup>          | 0.940 | 378.246 |      |         |
|   |       |           |       |         | Set B.P. " NW. Cor. Mead & 39 <sup>th</sup>             | 3.913 |         |      | 374.433 |
|   |       |           |       |         |   | 8.581 |         |      | 369.765 |
|   |       |           |       |         |   | 3.190 | 372.855 |      |         |
|   |       |           |       |         | Fd. B.P. Curb NW. Cor. Mead & 40 <sup>th</sup>          | 3.082 |         |      | 369.873 |
|   |       |           |       |         | Set B.P. " NW. Cor. Mead & Central                      | 4.314 |         |      | 368.64  |

Line of B.M.s from Boundary to 44<sup>th</sup> on  
Mead Str. preparatory to X-Section of Mead.

JAEGER }  
Bailey } May 16<sup>th</sup> 1928.  
Clavert }

2

| STA.   | +     | H.I.      | -     | Elev.   | STA.  | +     | H.I.    | -     | Elev.   |
|--|-------|-----------|-------|---------|---|-------|---------|-------|---------|
| B.P. SW. Cor. El Cajon & 33 <sup>rd</sup>          |       |           |       | 374.25  | B.M. El Cajon & 34 <sup>th</sup>                                    |       |         |       | 378.83  |
|  | 7.217 | 381.467 ✓ |       |         |   | 3.255 | 382.085 |       |         |
| Set B.P. in Curb N.W. Cor. Mead & 33 <sup>rd</sup> |       |           | 2.412 | 379.055 | B.M. El Cajon & 33 <sup>rd</sup>                                    |       |         |       | 374.25  |
|  | 3.030 | 382.085 ✓ |       |         | Actual Elev.  |       |         | 7.93  | 374.155 |
| N.W. Curb Mead & Mechanic                          |       |           | 3.92  | 378.16  |   |       |         |       |         |
| Set B.P. in Curb N.W. Cor. Mead & Bancroft         |       |           | 4.591 | 377.494 | B.M. Mead & 34 <sup>th</sup>  |       |         |       | 384.495 |
|  | 6.101 | 383.595 ✓ |       |         |   | 7.695 | 391.790 |       |         |
| Set B.P. in Curb N.W. Cor. Mead & 32 <sup>nd</sup> |       |           | 3.071 | 380.524 | N.W. Curb Mead & Swifl.   |       |         | 4.55  | 387.34  |
|  | 5.548 | 386.072 ✓ |       |         | Set B.P. in Curb N.W. Cor. Mead & 35 <sup>th</sup>                  |       |         | 5.073 | 386.817 |
| Set B.P. in Curb N.W. Cor. Mead & Iowa             |       |           | 3.401 | 382.674 |   | 5.410 | 392.127 |       |         |
| B.P. SW. Cor. El Cajon & 34 <sup>th</sup>          |       |           |       | 378.83  | Set B.P. in Curb N.W. Cor. Mead & Wilson <sup>P 2<sup>d</sup></sup> |       |         | 3.920 | 388.307 |
|  | 6.740 | 385.570 ✓ |       |         | T.P.  |       |         | 6.130 | 385.997 |
| T.P.   |       |           | 2.76  | 382.810 |   | 4.250 | 390.247 |       |         |
|  | 5.885 | 388.695 ✓ |       |         | N.W. Curb Mead & 36 <sup>th</sup>                                   |       |         | 4.130 | 386.217 |
| Set B.P. in Curb N.W. Cor. Mead & 34 <sup>th</sup> |       |           | 4.60  | 384.195 | Set B.P. in Curb N.W. Cor. Mead & Cherokee                          |       |         | 6.180 | 384.167 |
|  |       |           |       |         |   | 1.052 | 385.119 |       |         |
| B.M. N.W. Cor. Mead & 33 <sup>rd</sup>             |       |           |       | 379.055 | N.W. Curb Mead & 37 <sup>th</sup>                                   |       |         | 4.78  | 380.439 |
|  | 7.390 | 386.445 ✓ |       |         | Set B.P. in Curb N.W. Cor. Mead & McClintock                        |       |         | 7.813 | 377.406 |
| N.W. Curb Mead & Felton                            |       |           | 5.075 | 381.370 |   | 0.940 | 378.246 |       |         |
| B.M. Mead & 34 <sup>th</sup>                       |       |           | 2.225 | 384.220 | Fd. B.P. Curb N.W. Cor. Mead & 38 <sup>th</sup>                     |       |         | 3.913 | 374.433 |
|  |       |           |       |         | Set B.P. " N.W. Cor. Mead & 39 <sup>th</sup>                        |       |         | 8.581 | 369.765 |
|  |       |           |       |         |   | 3.190 | 372.855 |       |         |
|  |       |           |       |         | Fd. B.P. Curb N.W. Cor. Mead & 40 <sup>th</sup>                     |       |         | 3.082 | 369.873 |
|  |       |           |       |         | Set B.P. " N.W. Cor. Mead & Central                                 |       |         | 4.314 | 368.64  |

| STA.   | +     | H.I.    | -      | Elev.   | STA. | + | H.I. | - | Elev. |
|--|-------|---------|--------|---------|------|---|------|---|-------|
|  | 3.948 | 372.489 |        |         |      |   |      |   |       |
| Fd. B.P. Curb NW. Cor. Mead & 4 <sup>th</sup>                              |       |         | 4.832  | 367.757 |      |   |      |   |       |
| Fd. B.P. " NW. Cor. Mead & Marlborough                                     |       |         | 6.534  | 366.055 |      |   |      |   |       |
|  | 3.816 | 369.771 |        |         |      |   |      |   |       |
| Fd. B.P. " NW. Cor. Mead & 42 <sup>nd</sup>                                |       |         | 5.171  | 364.700 |      |   |      |   |       |
|  | 4.852 | 369.452 |        |         |      |   |      |   |       |
| Fd. B.P. " NW. Cor. Mead & Copeland  |       |         | 5.031  | 364.521 |      |   |      |   |       |
| SE. Cor. Mead & Van Dyke   |       |         | 10.64  | 358.91  |      |   |      |   |       |
| T.P.   |       |         | 12.240 | 357.312 |      |   |      |   |       |
|  | 0.425 | 357.637 |        |         |      |   |      |   |       |
| On Mead T.P. S. & E. M.H. betw. <sup>Fairmont</sup> & 43 <sup>rd</sup>     |       |         | 5.760  | 351.977 |      |   |      |   |       |
|  | 1.302 | 353.179 |        |         |      |   |      |   |       |
| T.P.   |       |         | 10.680 | 342.499 |      |   |      |   |       |
|  | 4.957 | 347.456 |        |         |      |   |      |   |       |
| Set B.P. on lowest Pier of El Capitan Pipe Line on 43 <sup>rd</sup> & Mead |       |         | 8.004  | 339.552 |      |   |      |   |       |
|  |       |         |        | 351.877 |      |   |      |   |       |
|  | 2.732 | 354.609 |        |         |      |   |      |   |       |
| Set B.P. in Curb NW. Cor. Mead & 44 <sup>th</sup>                          |       |         | 2.278  | 352.431 |      |   |      |   |       |
|  | 7.370 | 359.701 |        |         |      |   |      |   |       |
| Fd. B.P. SW. Curb 44 <sup>th</sup> & El Cajon                              |       |         | 5.075  | 354.726 |      |   |      |   |       |

Mead Ave. (56' betw. Curbs, 12' Side Walks)  
from E.L. Boundary East to 44th

KARL F. JAEGER  
Bailey  
Clavert

386.06

4

| STA                | +                         | H.I.              | -      | Elev.  | STA                 | +          | H.I. | -    | Elev.  |
|--------------------|---------------------------|-------------------|--------|--------|---------------------|------------|------|------|--------|
| B.M.               | N.W. Curb                 | Mead & low        |        | 382.67 | S. Curb Bott.       |            |      | 4.0  | 382.1  |
|                    |                           | 3.39              | 386.06 |        | S. " Top            |            |      | 3.69 | 382.37 |
| 0+00               | N.L. Mead & E.L. Boundary |                   |        |        | 0+45 <sup>20</sup>  | W 1/4 Iowa |      |      |        |
|                    | N. Curb Top               |                   | 3.10   | 382.96 | N.L. Mead Concrete  |            |      | 3.65 | 382.41 |
|                    | " Bott                    |                   | 3.65   | 382.41 | + 12' N. Curb "     |            |      | 3.9  | 382.2  |
|                    | N 1/4                     |                   | 3.4    | 382.7  | N 1/4               |            |      | 3.6  | 382.5  |
|                    | ¢                         |                   | 3.2    | 382.9  | ¢                   |            |      | 3.4  |        |
|                    | S 1/4                     |                   | 3.2    | 382.9  | S 1/4               |            |      | 3.6  |        |
|                    | S. Curb Bott              |                   |        |        | S. Curb Bott.       |            |      | 4.2  |        |
|                    | " Top                     | Covered with Dirt | 3.4    | 382.7  | " Top               |            |      | 3.85 | 382.20 |
| 0+28 <sup>20</sup> | W.L. Iowa                 |                   |        |        | 0+53 <sup>20</sup>  | ¢ Iowa     |      |      |        |
|                    | N. Curb Top               |                   | 3.44   | 382.62 | N.L. Mead Concrete  |            |      | 3.61 | 5      |
|                    | " Bott.                   |                   | 3.9    | 382.2  | + 12' N. Curb "     |            |      | 4.0  | 382.1  |
|                    | N 1/4                     |                   | 3.5    | 382.6  | N 1/4               |            |      | 3.7  |        |
|                    | ¢                         |                   | 3.3    | 382.8  | ¢                   |            |      | 3.6  |        |
|                    | S 1/4                     |                   | 3.4    | 382.7  | S 1/4               |            |      | 3.8  |        |
|                    | S. Curb Bott              |                   | 3.8    | 382.3  | S. Curb Bott.       |            |      | 4.25 |        |
|                    | " Top                     |                   | 3.56   | 382.50 | " Top               |            |      | 3.94 | 382.12 |
| 0+38 <sup>20</sup> | W. Curb Line of Iowa      |                   |        |        | 0+60 <sup>20</sup>  | E 1/4 Iowa |      |      |        |
|                    | Top Concrete              |                   | 3.42   | 382.64 | N.L. Mead Concrete  |            |      | 3.89 |        |
|                    | Bott "                    |                   | 3.90   | 382.16 | + 12' N. Curb, Mead |            |      | 4.2  | 381.9  |
|                    | N. Curb Line of Mead      |                   | 4.10   | 381.96 | N 1/4               |            |      | 3.7  |        |
|                    | N 1/4                     |                   | 3.5    | 382.6  | ¢                   |            |      | 3.7  |        |
|                    | ¢                         |                   | 3.2    | 382.9  | S 1/4               |            |      | 4.0  |        |
|                    | S 1/4                     |                   | 3.5    | 382.6  | S. Curb Bott.       |            |      | 4.4  |        |
|                    |                           |                   |        |        | S " Top             |            |      | 3.9  | 382.07 |

Plotted 6-5-28  
C.B.H.

|                    |                               | 38606     |        | Mead.  | Ave                | 38602      |      | 5      |
|--------------------|-------------------------------|-----------|--------|--------|--------------------|------------|------|--------|
| STA                |                               | H.I.      | -      | Elev.  | STA                | H.I.       | -    | Elev.  |
| 0+68 <sup>20</sup> | E. Curb L. Iowa               |           |        |        | 1+50               |            |      |        |
|                    | Bot. Curb. Concrete           |           | 4.39   |        |                    |            | 4.39 | 381.68 |
|                    | Top " "                       |           | 3.87   | 382.19 |                    |            | 5.10 |        |
| +12                | N. Curb Line, Mead            |           | 4.4    | 381.7  |                    |            | 4.60 |        |
|                    | N <sup>1</sup> / <sub>4</sub> |           | 3.8    |        |                    |            | 4.40 |        |
|                    | ¢                             |           | 3.8    |        |                    |            | 4.90 |        |
|                    | S <sup>1</sup> / <sub>4</sub> |           | 4.0    |        |                    |            | 5.50 |        |
|                    | S. Curb, Bott.                |           | 4.5    |        |                    |            | 4.72 | 381.30 |
|                    | " Top                         |           | 4.06   | 382.00 | 2+03 <sup>20</sup> | W.L. Alley |      |        |
| 0+78 <sup>20</sup> | E.L. Iowa                     |           |        | 382.67 |                    |            | 4.82 | 381.20 |
|                    | N. Curb Top                   | 3.35      | 386.0v | 3.85   |                    |            | 5.4  |        |
|                    | " Bott.                       |           |        | 4.45   |                    |            | 5.1  |        |
|                    | N <sup>1</sup> / <sub>4</sub> |           |        | 3.90   |                    |            | 5.0  |        |
|                    | ¢                             |           |        | 3.70   |                    |            | 5.1  |        |
|                    | S <sup>1</sup> / <sub>4</sub> |           |        | 4.10   |                    |            | 5.8  |        |
|                    | S. Curb Bott.                 | Concrete  |        | 4.67   |                    |            | 5.10 | 380.92 |
|                    | " Top                         | Drive Way |        |        | 2+18 <sup>20</sup> | E.L. Alley |      |        |
| 1+00               |                               |           |        |        |                    |            | 4.87 | 381.15 |
|                    | N. Curb Top                   |           | 4.12   | 381.90 |                    |            | 5.50 |        |
|                    | " Bott.                       |           | 4.8    |        |                    |            | 5.20 |        |
|                    | N <sup>1</sup> / <sub>4</sub> |           | 4.1    |        |                    |            | 5.00 |        |
|                    | ¢                             |           | 3.9    |        |                    |            | 5.30 |        |
|                    | S <sup>1</sup> / <sub>4</sub> |           | 4.4    |        |                    |            | 5.90 |        |
|                    | S. Curb Bott.                 |           | 5.0    |        |                    |            | 5.17 | 380.85 |
|                    | " Top                         |           | 4.28   | 381.74 |                    |            |      |        |



38602

Mead

Ave.

386.02

6

| STA                                      | + | H.I. | -    | Elev.  | 32 <sup>nd</sup> Str. 60' 36" Detm. Curb 12' S.W. |      |        |
|--|---|------|------|--------|---|------|--------|
| 2+50                                     |   |      |      |        | W. Curb Line 32 <sup>nd</sup> & N.L. Mead         |      |        |
| N. Curb Top                              |   |      | 5.78 | 380.74 | W. Curb Top                                       | 5.53 | 380.49 |
| " Bott.                                  |   |      | 5.8  |        | " Bott.   | 6.0  |        |
| N 1/4                                    |   |      | 5.3  |        | +12'  | 6.0  |        |
| ¢  |   |      | 5.3  |        | N 1/4   | 5.5  |        |
| S 1/4                                    |   |      | 5.5  |        | ¢   | 5.5  |        |
| S. Curb Bott.                            |   |      | 6.2  |        | S 1/4   | 5.4  |        |
| " Top                                    |   |      | 5.3  | 380.7  | +14'  | 6.3  |        |
| 3+00                                     |   |      |      |        | W. Curb Bott.                                     | 6.6  |        |
| N. Curb Top                              |   |      | 5.3  | 380.7  | " Top & S.L. Mead                                 | 5.81 | 380.21 |
| " Bott.                                  |   |      | 5.8  |        | W 1/4 32 <sup>nd</sup>                            |      |        |
| N 1/4                                    |   |      | 5.4  |        | N.L. Mead   | 5.5  |        |
| ¢  |   |      | 5.4  |        | +12'  | 5.7  |        |
| S 1/4                                    |   |      | 5.9  |        | N 1/4   | 5.5  |        |
| S Curb Bott.                             |   |      | 6.4  |        | ¢   | 5.4  |        |
| " Top                                    |   |      | 5.7  | 380.3  | S 1/4   | 5.4  |        |
| 3+43 <sup>25</sup> W.L. 32 <sup>nd</sup> |   |      |      |        | +14'  | 5.7  |        |
| N. Curb Top                              |   |      | 5.50 | 380.52 | S.L. Mead   | 5.8  |        |
| " Bott.                                  |   |      | 6.0  |        | ¢ 32 <sup>nd</sup>                                |      |        |
| N 1/4                                    |   |      | 5.5  |        | N.L. Mead   | 5.5  |        |
| ¢  |   |      | 5.5  |        | +12'  | 5.9  |        |
| S 1/4                                    |   |      | 5.5  |        | N 1/4   | 5.5  |        |
| S. Curb Bott.                            |   |      | 6.6  |        | ¢   | 5.4  |        |
| " Top                                    |   |      | 5.78 | 380.24 | S 1/4   | 5.3  |        |
|  |   |      |      |        | +14'  | 5.7  |        |

386.02

| STA.                          | + | H.I. | -    | Elev.  |
|-------------------------------|---|------|------|--------|
| S.L. Mead                     |   |      | 5.8  |        |
| E 1/4 32 <sup>nd</sup>        |   |      |      |        |
| N.L. Mead                     |   |      | 5.6  |        |
| +12'                          |   |      | 6.0  |        |
| N 1/4                         |   |      | 5.45 |        |
| ϕ                             |   |      | 5.35 |        |
| S 1/4                         |   |      | 5.5  |        |
| +14'                          |   |      | 5.7  |        |
| S.L. Mead                     |   |      | 5.9  |        |
| E. Curb Line 32 <sup>nd</sup> |   |      |      |        |
| E. Curb Top                   |   |      | 5.65 |        |
| " Bott.                       |   |      | 6.20 |        |
| +12'                          |   |      | 6.30 |        |
| N 1/4                         |   |      | 5.70 |        |
| ϕ                             |   |      | 5.50 |        |
| S 1/4                         |   |      | 5.70 |        |
| +14'                          |   |      | 6.40 |        |
| E. Curb Bott.                 |   |      | 6.60 |        |
| " Top x S.L. Mead             |   |      | 5.80 |        |
| 0+00 E.L. 32 <sup>nd</sup>    |   |      |      |        |
| N. Curb Top                   |   |      | 5.57 | 380.45 |
| " Bott.                       |   |      | 6.30 |        |
| N 1/4                         |   |      | 5.80 |        |
| ϕ                             |   |      | 5.60 |        |
| S 1/4                         |   |      | 5.70 |        |

386.02

7

| STA.                              | +    | H.I.    | -    | Elev.   |
|-----------------------------------|------|---------|------|---------|
| S. Curb Bott.                     |      |         | 6.6  |         |
| " Top                             |      |         | 5.90 | 380.12  |
| B.M. N.W. Mead & 32 <sup>nd</sup> |      |         |      | 380.524 |
|                                   | 2.93 | 383.454 |      |         |
| 0+50                              |      |         |      |         |
| N. Curb Top                       |      |         | 3.79 | 379.66  |
| " Bott.                           |      |         | 4.15 |         |
| N 1/4                             |      |         | 4.10 |         |
| ϕ                                 |      |         | 3.9  |         |
| S 1/4                             |      |         | 4.0  |         |
| S. Curb Bott.                     |      |         | 4.8  |         |
| " Top                             |      |         | 4.1  | 379.4   |
| 1+00                              |      |         |      |         |
| N. Curb Top                       |      |         | 4.5  | 379.0   |
| " Bott.                           |      |         | 5.1  |         |
| N 1/4                             |      |         | 4.6  |         |
| ϕ                                 |      |         | 4.55 |         |
| S 1/4                             |      |         | 4.80 |         |
| S. Curb Bott.                     |      |         | 5.50 |         |
| " Top                             |      |         | 4.82 | 378.63  |

383.45

| STA  |               | H.I.     | -    | Elev.  |
|------|---------------|----------|------|--------|
| 1+25 | W. L. Alley   |          |      |        |
|      | N. L. Mead    |          | 4.18 |        |
|      | N. Curb Top   |          | 4.65 | 378.80 |
|      | " Bott.       |          | 5.30 |        |
|      | N 1/4         |          | 4.90 |        |
|      | ¢             |          | 4.90 |        |
|      | S 1/4         |          | 5.20 |        |
|      | S. Curb Bott. | Concrete | 5.58 |        |
|      | " Top         | Driveway |      |        |
| 1+40 | E. L. Alley   |          |      |        |
|      | N. L. Mead    |          | 4.45 |        |
|      | N. Curb Top   |          | 4.82 | 378.63 |
|      | " Bott.       |          | 5.80 |        |
|      | N 1/4         |          | 5.10 |        |
|      | ¢             |          | 5.20 |        |
|      | S 1/4         |          | 5.40 |        |
|      | S. Curb Bott. |          | 6.00 |        |
|      | " Top         |          | 5.27 | 378.18 |
| 2+00 |               |          |      |        |
|      | N. Curb Top   |          | 5.58 | 377.87 |
|      | " Bott.       |          | 6.20 |        |
|      | N 1/4         |          | 5.70 |        |
|      | ¢             |          | 5.75 |        |
|      | S 1/4         |          | 6.10 |        |
|      | S. Curb Bott. |          | 6.70 |        |

383.45

9

| STA  |                               | H.I.       | -    | Elev.  |
|------|-------------------------------|------------|------|--------|
|      | S. Curb Top                   |            | 5.97 | 377.48 |
|      | South Half of Mead & Bancroft |            |      |        |
| 2+47 | W. L. Bancroft                |            |      |        |
|      | S. Curb Top Mead              |            | 6.41 | 377.04 |
|      | " Bott. "                     |            | 7.15 |        |
|      | S 1/4                         |            | 6.40 |        |
|      | ¢                             |            | 6.20 |        |
|      | W. Curb of Bancroft           | S. L. Mead |      |        |
|      | Top                           |            | 6.43 |        |
|      | Bott.                         |            | 7.25 |        |
|      | +12' S. Curb Line Mead        |            | 7.15 |        |
|      | S 1/4 Mead                    |            | 6.55 |        |
|      | ¢ Mead                        |            | 6.25 |        |
|      | W 1/4 Bancroft, S. L. Mead    |            | 6.90 |        |
|      | +12' S. Curb Line Mead        |            | 6.70 |        |
|      | S 1/4 Mead                    |            | 6.70 |        |
|      | ¢ Mead                        |            | 6.45 |        |
|      | ¢ Bancroft, S. L. Mead        |            | 6.90 |        |
|      | +12' S. Curb Line Mead        |            | 6.70 |        |
|      | S 1/4 Mead                    |            | 6.45 |        |
|      | ¢ Mead                        |            | 6.45 |        |
|      | E 1/4 Bancroft, S. L. Mead    |            | 7.05 |        |
|      | +12' S. Curb Line Mead        |            | 6.80 |        |
|      | S 1/4 Mead                    |            | 6.50 |        |
|      | ¢ Mead                        |            | 6.60 |        |

383.45

| STA.  | +         | H.I. | -    | Elev.  |
|---|-----------|------|------|--------|
| E. Curb of Bancroft                                     | S.L. Mead |      |      |        |
| Top   |           |      | 6.55 |        |
| Bot.  |           |      | 7.15 |        |
| +12' S. Curb Line Mead                                  |           |      | 7.20 |        |
| S <sup>1</sup> / <sub>4</sub>                           | "         |      | 6.80 |        |
| ☐   | "         |      | 6.60 |        |
| 3+07 E.L. Bancroft.                                     |           |      |      |        |
| S. Curb Top Mead  |           |      | 6.51 | 376.94 |
| " Bot.  | "         |      | 7.15 |        |
| S <sup>1</sup> / <sub>4</sub>                           | "         |      | 6.60 |        |
| ☐   | "         |      | 6.55 |        |
| North Half Mead & Bancroft. 36' betw. Curbs<br>12' S.W. |           |      |      |        |
| 2+65 W.L. Bancroft                                      |           |      |      |        |
| N. Curb Top Mead  |           |      | 6.08 | 377.37 |
| " Bot.  | "         |      | 6.50 |        |
| N <sup>1</sup> / <sub>4</sub>                           | "         |      | 6.30 |        |
| W. Curb Bancroft, N.L. Mead                             |           |      |      |        |
| Top   |           |      | 6.01 |        |
| Bot.  |           |      | 6.60 |        |
| +12' N. Curb Line Mead                                  |           |      | 6.65 |        |
| N <sup>1</sup> / <sub>4</sub> Mead                      |           |      | 6.60 |        |
| W <sup>1</sup> / <sub>4</sub> Bancroft N.L. Mead        |           |      | 6.60 |        |
| +12' N. Curb Line                                       | "         |      | 6.60 |        |
| N <sup>1</sup> / <sub>4</sub>                           | "         |      | 6.55 |        |

383.45

10

| STA   | + | H.I. | -    | Elev.   |
|---|---|------|------|---------|
| ☐ Bancroft, N.L. Mead                             |   |      | 6.05 |         |
| +12' N. Curb Line Mead                            |   |      | 6.20 |         |
| N <sup>1</sup> / <sub>4</sub>                     | " |      | 6.50 |         |
| E <sup>1</sup> / <sub>4</sub> Bancroft, N.L. Mead |   |      | 6.30 |         |
| +12' N. Curb Line Mead                            |   |      | 6.30 |         |
| N <sup>1</sup> / <sub>4</sub>                     | " |      | 6.50 |         |
| E. Curb of Bancroft, N.L. Mead                    |   |      |      |         |
| Top   |   |      | 6.01 |         |
| Bot.  |   |      | 6.70 |         |
| +12' N. Curb Line Mead                            |   |      | 6.80 |         |
| N <sup>1</sup> / <sub>4</sub>                     |   |      | 6.50 |         |
| 3+25 E.L. Bancroft. = 0+00                        |   |      |      |         |
| N. Curb Top Mead                                  |   |      | 6.03 | 377.42  |
| " Bot.  | " |      | 6.80 |         |
| N <sup>1</sup> / <sub>4</sub>                     | " |      | 6.30 |         |
| ☐   | " |      | 6.20 |         |
| S <sup>1</sup> / <sub>4</sub>                     | " |      | 6.55 |         |
| S. Curb Bot.                                      | " |      | 7.15 |         |
| " Top   | " |      | 6.52 | 376.93  |
| B.M. N.W. Mead & Bancroft.                        |   |      |      | 377.494 |
|   |   | 4.75 |      | 382.244 |
| 0+50  |   |      |      |         |
| N. Curb Top                                       |   |      | 4.84 | 377.40  |
| " Bot.  |   |      | 5.60 |         |

382.24

| STA                              | + | H.I. | -    | Elev.  |
|----------------------------------|---|------|------|--------|
| N/4                              |   |      | 5.05 |        |
| ¢                                |   |      | 5.20 |        |
| S/4                              |   |      | 5.35 |        |
| S. Curb Top                      |   |      | 5.17 | 377.07 |
| " Bott.                          |   |      | 5.85 |        |
| I+00                             |   |      |      |        |
| N. Curb Top                      |   |      | 4.45 | 377.79 |
| " Bott.                          |   |      | 5.35 |        |
| N/4                              |   |      | 4.80 |        |
| ¢                                |   |      | 5.20 |        |
| S/4                              |   |      | 5.30 |        |
| S. Curb Bott.                    |   |      | 5.70 |        |
| " Top                            |   |      | 5.02 | 377.22 |
| I+52 <sup>80</sup> W.L. Mechanic |   |      |      |        |
| N. Curb Top                      |   |      | 4.22 | 378.02 |
| " Bott.                          |   |      | 4.85 |        |
| N/4                              |   |      | 4.60 |        |
| ¢                                |   |      | 4.90 |        |
| S/4                              |   |      | 4.95 |        |
| S. Curb Bott.                    |   |      | 5.50 |        |
| " Top                            |   |      | 4.87 | 377.37 |
| W. Curb Line Mechanic, N.L. Mead |   |      |      |        |
| Top                              |   |      | 4.15 | 378.09 |
| Bott.                            |   |      | 4.70 |        |
| +12' N. Curb Line Mead           |   |      | 5.00 |        |

382.24

11

| STA                           | +    | H.I.   | -    | Elev.  |
|-------------------------------|------|--------|------|--------|
| N/4 Mead                      |      |        | 4.35 |        |
| ¢ Mead                        |      |        | 4.80 |        |
| S/4 "                         |      |        | 4.85 |        |
| S. Curb Bott.                 |      |        | 5.50 |        |
| " Top                         |      |        | 4.84 |        |
| W/4 Mechanic N.L. Mead        |      |        | 4.15 |        |
| +12'                          |      |        | 4.40 |        |
| N/4 Mead                      |      |        | 4.20 |        |
| ¢ "                           |      |        | 4.60 |        |
| S/4 "                         |      |        | 4.85 |        |
| S. Curb Bott. Mead            |      |        | 5.50 |        |
| " Top "                       |      |        | 4.70 |        |
| B.M. NW. Curb Mead & Mechanic |      |        |      | 378.16 |
|                               | 5.07 | 383.23 |      |        |
| ¢ Mechanic, N.L. Mead         |      |        | 4.85 |        |
| +12'                          |      |        | 5.40 |        |
| N/4 Mead                      |      |        | 5.20 |        |
| ¢ Top M.H. Cover              |      |        | 5.28 |        |
| S/4                           |      |        | 5.70 |        |
| S. Curb Bott.                 |      |        | 6.40 |        |
| " Top                         |      |        | 5.59 |        |
| E/4 Mechanic, N.L. Mead       |      |        | 4.95 |        |
| +12'                          |      |        | 5.20 |        |
| N/4 Mead                      |      |        | 5.20 |        |
| ¢ "                           |      |        | 5.45 |        |

383.23

| STA                               | +                  | H.I. | -    | Elev.  |
|-----------------------------------|--------------------|------|------|--------|
| S 1/4                             | Mead               |      | 5.80 |        |
|                                   | S. Curb Bott. Mead |      | 6.50 |        |
| "                                 | Top                |      | 5.58 |        |
| E. Curb Line, Mechanic, N.L. Mead |                    |      |      |        |
|                                   | Top                |      | 4.83 |        |
|                                   | Bott.              |      | 5.40 |        |
| +12                               | N. Curb Line Mead  |      | 5.35 |        |
| N 1/4                             | "                  |      | 5.05 |        |
| ϕ                                 | "                  |      | 5.30 |        |
| S 1/4                             | "                  |      | 5.90 |        |
|                                   | S. Curb Bott.      |      | 6.30 |        |
| "                                 | Top                |      | 5.58 |        |
| E.L. Mechanic = 0+00              |                    |      |      |        |
|                                   | N. Curb Top Mead   |      | 4.85 | 378.38 |
| "                                 | Bott.              |      | 5.35 |        |
| N 1/4                             | "                  |      | 5.10 |        |
| ϕ                                 | "                  |      | 5.30 |        |
| S 1/4                             | "                  |      | 5.85 |        |
|                                   | S. Curb Bott.      |      | 6.30 |        |
| "                                 | Top                |      | 5.51 | 377.72 |
| 0+50                              |                    |      |      |        |
|                                   | N. Curb Top        |      | 4.82 | 378.41 |
| "                                 | Bott.              |      | 5.25 |        |
| N 1/4                             | "                  |      | 5.20 |        |
| ϕ                                 | "                  |      | 5.20 |        |

383.23

12

| STA   | +             | H.I. | -    | Elev.  |
|-------|---------------|------|------|--------|
| S 1/4 |               |      | 5.50 |        |
|       | S. Curb Bott. |      | 6.10 |        |
| "     | Top           |      | 5.37 | 377.86 |
| 1+00  |               |      |      |        |
|       | N. Curb Top   |      | 4.72 | 378.51 |
| "     | Bott.         |      | 5.30 |        |
| N 1/4 | "             |      | 5.10 |        |
| ϕ     | "             |      | 5.10 |        |
| S 1/4 | "             |      | 5.35 |        |
|       | S. Curb Bott. |      | 6.00 |        |
| "     | Top           |      | 5.32 | 377.91 |
| 1+50  |               |      |      |        |
|       | N. Curb Top   |      | 4.80 | 378.43 |
| "     | Bott.         |      | 5.50 |        |
| N 1/4 | "             |      | 5.00 |        |
| ϕ     | "             |      | 5.10 |        |
| S 1/4 | "             |      | 5.20 |        |
|       | S. Curb Bott. |      | 5.90 |        |
| "     | Top           |      | 5.12 | 378.11 |
| 2+00  |               |      |      |        |
|       | N. Curb Top   |      | 4.67 | 378.56 |
| "     | Bott.         |      | 5.30 |        |
| N 1/4 | "             |      | 4.80 |        |
| ϕ     | "             |      | 4.70 |        |
| S 1/4 | "             |      | 5.00 |        |

| STA                           | +         | H.I.                      | -    | Elev.  | STA                           | +         | H.I. | -    | Elev. |
|-------------------------------|-----------|---------------------------|------|--------|-------------------------------|-----------|------|------|-------|
| S. Curb Bott.                 |           |                           | 5.65 |        | S/4                           |           |      | 4.70 |       |
| " Top                         |           |                           | 5.01 | 378.22 | +14 S. Curb Line Mead         |           |      | 5.00 |       |
| 2+55° W.L. 33 <sup>rd</sup>   | 80' St.   | 56' betw. Curbs, 12' S.W. |      |        | S.L. Mead                     |           |      | 5.10 |       |
| N. Curb Top                   |           |                           | 4.39 | 378.84 | ¢ 33 <sup>rd</sup>            |           |      |      |       |
| " Bott.                       |           |                           | 5.00 |        | N.L. "                        |           |      | 3.90 |       |
| N/4                           |           |                           | 4.50 |        | +12'                          |           |      | 4.20 |       |
| ¢                             |           |                           | 4.50 |        | N/4                           |           |      | 4.40 |       |
| S/4                           |           |                           | 5.00 |        | ¢                             |           |      | 4.20 |       |
| S. Curb Bott.                 |           |                           | 5.15 |        | S/4                           |           |      | 4.40 |       |
| " Top.                        |           |                           | 4.80 | 378.43 | +14 S. Curb Line Mead         |           |      | 4.50 |       |
| W. Curb Line 33 <sup>rd</sup> | N.L. Mead |                           |      |        | S.L. Mead                     |           |      | 4.50 |       |
| Top                           |           |                           | 4.35 |        | E/4 33 <sup>rd</sup>          |           |      |      |       |
| Bott.                         |           |                           | 5.00 |        | N.L.                          |           |      | 4.40 |       |
| +12' N. Curb Line Mead        |           |                           | 4.60 |        | +12'                          |           |      | 4.50 |       |
| N/4                           | "         |                           | 4.40 |        | N/4                           |           |      | 4.50 |       |
| ¢                             | "         |                           | 4.40 |        | ¢                             |           |      | 4.10 |       |
| S/4                           | "         |                           | 4.90 |        | S/4                           |           |      | 4.50 |       |
| +14' S. Curb Line "           |           |                           | 4.70 |        | +14 S. Curb Line Mead         |           |      | 4.70 |       |
| W. Curb Bott. } S.L. "        |           |                           | 5.00 |        | S.L. Mead                     |           |      | 5.00 |       |
| " Top }                       |           |                           | 4.68 |        | E. Curb Line 33 <sup>rd</sup> | N.L. Mead |      |      |       |
| W/4 33 <sup>rd</sup>          |           |                           |      |        | Top                           |           |      | 4.22 |       |
| N.L. Mead                     |           |                           | 4.30 |        | Bott.                         |           |      | 4.80 |       |
| +12                           |           |                           | 4.40 |        | +12 N. Curb Line Mead         |           |      | 4.60 |       |
| N/4                           |           |                           | 4.50 |        | N/4                           |           |      | 4.45 |       |
| ¢                             |           |                           | 4.40 |        | ¢                             |           |      | 4.50 |       |

38323

| STA                | +                               | H.I.    | -    | Elev.   |
|--------------------|---------------------------------|---------|------|---------|
| S/4                |                                 |         | 4.90 |         |
| +14                | S. Curb Line Mead               |         | 5.08 |         |
| W. Curb Bott.      | } S.L. Mead                     |         | 5.10 |         |
| " Top              |                                 |         | 4.57 |         |
| 3+35 <sup>00</sup> | E.L. 33 <sup>rd</sup>           | = 0+00  |      |         |
| N. Curb Top        |                                 |         | 4.25 | 378.98  |
| " Bott.            |                                 |         | 4.65 |         |
| N/4                |                                 |         | 4.20 |         |
| ϕ                  |                                 |         | 4.25 |         |
| S/4                |                                 |         | 4.50 |         |
| S. Curb Bott.      |                                 |         | 5.00 |         |
| " Top              |                                 |         | 4.60 | 378.63  |
|                    | N.W. Cor Meads 33 <sup>rd</sup> |         |      | 379.055 |
|                    | 5.58                            | 389.635 |      |         |
| 0+50               |                                 |         |      |         |
| N. Curb Top        |                                 |         | 5.39 | 379.25  |
| " Bott.            |                                 |         | 6.00 |         |
| N/4                |                                 |         | 5.60 |         |
| ϕ                  |                                 |         | 5.60 |         |
| S/4                |                                 |         | 6.00 |         |
| S. Curb Bott.      |                                 |         | 6.30 |         |
| " Top              |                                 |         | 5.63 | 379.01  |

38464

11

| STA                | +                                  | H.I. | -    | Elev.  |
|--------------------|------------------------------------|------|------|--------|
| 1+00               |                                    |      |      |        |
| N. Curb Top        |                                    |      | 5.05 | 378.59 |
| " Bott.            |                                    |      | 5.70 |        |
| N/4                |                                    |      | 5.35 |        |
| ϕ                  |                                    |      | 5.25 |        |
| S/4                |                                    |      | 5.40 |        |
| S. Curb Bott.      |                                    |      | 6.15 |        |
| " Top              |                                    |      | 5.10 | 379.54 |
| 1+22 <sup>50</sup> | W.L. Alley Block "A" Sterlingworth |      |      |        |
| N. Curb Top        |                                    |      | 4.87 | 379.77 |
| " Bott.            |                                    |      | 5.65 |        |
| N/4                |                                    |      | 5.15 |        |
| ϕ                  |                                    |      | 5.15 |        |
| S/4                |                                    |      | 5.25 |        |
| S. Curb Bott.      |                                    |      | 5.70 |        |
| " Top              |                                    |      | 4.97 |        |
| W. Curb Top        | } S.L. Mead (Dirt)                 |      | 4.88 | 379.76 |
| " Bott.            |                                    |      | 4.79 |        |
| 1+42 <sup>50</sup> | E.L. Alley Bl. "A" Sterlingworth   |      |      |        |
| N. Curb Top        |                                    |      | 4.63 | 380.01 |
| " Bott.            |                                    |      | 5.40 |        |
| N/4                |                                    |      | 5.00 |        |
| ϕ                  |                                    |      | 4.90 |        |
| S/4                |                                    |      | 5.05 |        |
| S. Curb Bott.      |                                    |      | 5.65 |        |



38464

| STA                           | +           | H.I.          | -    | Elev.  |
|-------------------------------|-------------|---------------|------|--------|
| S. Curb Top                   |             |               | 4.76 | 379.88 |
| E. Curb Top                   | S.L. Mead   |               | 4.68 |        |
| " Bott                        |             |               | 4.60 |        |
| 1+50                          |             |               |      |        |
| N. Curb Top                   |             |               | 4.58 | 380.06 |
| " Bott.                       |             |               | 5.30 |        |
| N <sup>1</sup> / <sub>4</sub> |             |               | 4.95 |        |
| ϕ                             |             |               | 4.80 |        |
| S <sup>1</sup> / <sub>4</sub> |             |               | 4.95 |        |
| S. Curb Bott.                 |             |               | 5.60 |        |
| " Top                         |             |               | 4.75 | 379.89 |
| 2+00                          |             |               |      |        |
| N. Curb Top                   |             |               | 3.95 | 380.69 |
| " Bott.                       |             |               | 4.90 |        |
| N <sup>1</sup> / <sub>4</sub> |             |               | 4.40 |        |
| ϕ                             |             |               | 4.20 |        |
| S <sup>1</sup> / <sub>4</sub> |             |               | 4.30 |        |
| S. Curb Bott.                 |             |               | 5.15 |        |
| " Top                         |             |               | 4.32 | 380.32 |
| 2+50                          | W.L. Felton | North of Mead |      |        |
| N. Curb Top                   |             |               | 3.57 | 381.07 |
| " Bott.                       |             |               | 4.40 |        |
| N <sup>1</sup> / <sub>4</sub> |             |               | 3.90 |        |
| ϕ                             |             |               | 3.80 |        |
| S <sup>1</sup> / <sub>4</sub> |             |               | 3.85 |        |

38464

15

| STA                           | +                             | H.I.                   | -    | Elev.  |
|-------------------------------|-------------------------------|------------------------|------|--------|
| S. Curb Bott.                 |                               |                        | 4.55 |        |
| " Top                         |                               |                        | 3.65 | 380.99 |
| 2+62                          | W. Curb Line                  | Felton (North of Mead) |      |        |
| Top                           |                               |                        | 3.39 | 381.05 |
| Bott.                         |                               |                        | 4.00 |        |
| +12'                          | N.L. Curb Line                | Mead                   |      |        |
| N <sup>1</sup> / <sub>4</sub> |                               |                        | 4.10 |        |
| ϕ                             |                               |                        | 3.65 |        |
| S <sup>1</sup> / <sub>4</sub> |                               |                        | 3.70 |        |
| S. Curb Bott.                 |                               |                        | 3.65 |        |
| " Top                         |                               |                        | 4.00 |        |
| " Top                         |                               |                        | 3.57 | 381.07 |
| 2+65                          | W.L. Felton                   | (South of Mead)        |      |        |
| N.L. Mead                     |                               |                        | 3.90 | 380.74 |
| +12                           |                               |                        | 3.90 |        |
| N <sup>1</sup> / <sub>4</sub> |                               |                        | 3.60 |        |
| ϕ                             |                               |                        | 3.60 |        |
| S <sup>1</sup> / <sub>4</sub> |                               |                        | 3.65 |        |
| S. Curb Bott.                 |                               |                        | 3.85 | 380.79 |
| " Top                         |                               |                        | 3.58 |        |
| 2+76                          | W <sup>1</sup> / <sub>4</sub> | Felton (North of Mead) |      |        |
| N.L. Mead                     |                               |                        | 3.60 |        |
| +12                           |                               |                        | 3.60 |        |
| N <sup>1</sup> / <sub>4</sub> |                               |                        | 3.50 |        |
| ϕ                             |                               |                        | 3.50 |        |
| S <sup>1</sup> / <sub>4</sub> |                               |                        | 3.30 |        |

| STA   | + | H.I. | -    | Elev. | STA  | +                    | H.I. | -    | Elev. |
|---|---|------|------|-------|--|----------------------|------|------|-------|
| S. Curb Bolt.                               |   |      | 3.65 |       | +14  | S. Curb Line of Mead |      | 3.30 |       |
| " Top                                       |   |      | 3.5v |       | S.L. Mead                                      |                      |      | 3.55 |       |
| 2+77 W. Curb Line Felton (South of Mead)    |   |      |      |       | 2+95 $\phi$ Felton (South of Mead)             |                      |      |      |       |
| N.L. Mead                                   |   |      | 3.50 |       | N.L. Mead                                      |                      |      | 3.00 |       |
| +12   |   |      | 3.60 |       | +12  |                      |      | 3.40 |       |
| N $\frac{1}{4}$                             |   |      | 3.50 |       | N $\frac{1}{4}$                                |                      |      | 3.40 |       |
| $\phi$                                      |   |      | 3.50 |       | $\phi$   |                      |      | 3.10 |       |
| S $\frac{1}{4}$                             |   |      | 3.20 |       | S $\frac{1}{4}$                                |                      |      | 3.05 |       |
| +14' S. Curb Line Mead                      |   |      | 3.65 |       | +14  |                      |      | 3.20 |       |
| W. Curb Top } S.L. Mead                     |   |      | 3.56 |       | S.L. Mead                                      |                      |      | 3.25 |       |
| " Bolt. } S.L. Mead                         |   |      | 4.05 |       | 3+04 E $\frac{1}{4}$ of Felton N. & S. of Mead |                      |      |      |       |
| 2+86 W $\frac{1}{4}$ Felton (South of Mead) |   |      |      |       | N.L. Mead                                      |                      |      | 3.20 |       |
| N.L. Mead                                   |   |      | 3.30 |       | N $\frac{1}{4}$                                |                      |      | 3.50 |       |
| +12   |   |      | 3.50 |       | $\phi$   |                      |      | 3.40 |       |
| N $\frac{1}{4}$                             |   |      | 3.50 |       | S $\frac{1}{4}$                                |                      |      | 3.20 |       |
| $\phi$                                      |   |      | 3.30 |       | +14  |                      |      | 3.25 |       |
| S $\frac{1}{4}$                             |   |      | 3.10 |       | S.L. Mead                                      |                      |      | 3.40 |       |
| +14 S. Curb Line Mead                       |   |      | 3.40 |       | 3+13 E. Curb Felton (South of Mead)            |                      |      |      |       |
| S.L. Mead                                   |   |      | 3.70 |       | N.L. Mead                                      |                      |      | 3.50 |       |
| 2+90 $\phi$ Felton (North of Mead)          |   |      |      |       | +12  |                      |      | 3.45 |       |
| N.L. Mead                                   |   |      | 3.30 |       | N $\frac{1}{4}$                                |                      |      | 3.25 |       |
| +12   |   |      | 3.45 |       | $\phi$   |                      |      | 3.30 |       |
| N $\frac{1}{4}$                             |   |      | 3.45 |       | S $\frac{1}{4}$                                |                      |      | 3.15 |       |
| $\phi$                                      |   |      | 3.15 |       | +14 S. Curb Line Mead                          |                      |      | 3.60 |       |
| S $\frac{1}{4}$                             |   |      | 3.10 |       |  |                      |      |      |       |

38464

| STA                                   | +           | H.I. | -    | Elev.  |
|---------------------------------------|-------------|------|------|--------|
| E. Curb Top                           | } S.L. Mead |      | 3.20 |        |
| " Bott.                               |             |      | 3.80 |        |
| 3+18 E. Curb Line Felton (N. of Mead) |             |      |      |        |
| Top Curb                              | } N.L. Mead |      | 3.13 |        |
| Bott. "                               |             |      | 3.80 |        |
| +12                                   |             |      | 3.40 |        |
| N <sup>1</sup> / <sub>4</sub>         |             |      | 3.20 |        |
| ϕ                                     |             |      | 3.20 |        |
| S <sup>1</sup> / <sub>4</sub>         |             |      | 3.05 |        |
| S. Curb Mead                          |             |      |      |        |
| Bott.                                 |             |      | 3.80 |        |
| Top                                   |             |      | 3.25 |        |
| 3+25 E.L. Felton (South of Mead)      |             |      |      |        |
| N. Curb Top                           |             |      | 3.11 | 381.53 |
| " Bott.                               |             |      | 3.45 |        |
| N <sup>1</sup> / <sub>4</sub>         |             |      | 3.15 |        |
| ϕ                                     |             |      | 3.10 |        |
| S <sup>1</sup> / <sub>4</sub>         |             |      | 3.05 |        |
| S. Curb Bott.                         |             |      | 4.00 |        |
| " Top                                 |             |      | 3.17 | 381.47 |
| 3+30 E.L. Felton (N. of Mead) = 0+00  |             |      |      |        |
| N. Curb Top                           |             |      | 3.06 | 381.58 |
| " Bott.                               |             |      | 3.55 |        |
| N <sup>1</sup> / <sub>4</sub>         |             |      | 3.15 |        |
| ϕ                                     |             |      | 3.00 |        |

17

| STA   | +    | H.I.     | -    | Elev.   |
|---|------|----------|------|---------|
| S <sup>1</sup> / <sub>4</sub>                       |      |          | 3.00 |         |
| S. Curb Bott.                                       |      |          | 3.90 |         |
| " Top   |      |          | 3.12 |         |
| BM. NW. Cor. 34 <sup>th</sup> & Mead                |      |          |      | 384.195 |
|   | 3.20 | 387.395  |      |         |
| 0+50  |      |          |      |         |
| N. Curb Top   |      |          | 5.39 | 382.00  |
| " Bott.   |      |          | 6.00 |         |
| N <sup>1</sup> / <sub>4</sub>                       |      |          | 5.55 |         |
| ϕ   |      |          | 5.55 |         |
| S <sup>1</sup> / <sub>4</sub>                       |      |          | 5.55 |         |
| S. Curb Bott.                                       |      |          | 6.55 |         |
| " Top   |      |          | 5.52 | 381.87  |
| 1+00  |      |          |      |         |
| N. Curb Top   |      |          |      |         |
| " Bott.   |      | Driveway | 5.56 |         |
| N <sup>1</sup> / <sub>4</sub>                       |      | Concrete | 5.20 |         |
| ϕ   |      |          | 5.10 |         |
| S <sup>1</sup> / <sub>4</sub>                       |      |          | 5.30 |         |
| S. Curb Bott.                                       |      |          | 6.00 |         |
| " Top   |      |          | 5.13 | 382.26  |
| 1+17 <sup>50</sup> W.L. Alley Bl. "B" Sterlingworth |      |          |      |         |
| N. Curb Top   |      |          | 4.90 | 382.49  |
| " Bott.   |      |          | 5.55 |         |

| STA  | +           | H.I.   | -    | Elev.  |
|--|-------------|--------|------|--------|
|  |             | 387.40 |      |        |
| N <sup>1</sup> / <sub>4</sub>                        |             |        | 5.05 |        |
| ⊕  |             |        | 4.90 |        |
| S <sup>1</sup> / <sub>4</sub>                        |             |        | 5.00 |        |
| S. Curb Top  |             |        | 4.96 | 382.44 |
| " Bott.  |             |        | 5.40 |        |
| W. Curb Top  | } S.L. Mead | Dirt   | 4.67 |        |
| " Bott.  |             |        | 4.62 |        |
| 1+37 <sup>50</sup> E. L. Alley Bl. "B" Starlingworth |             |        |      |        |
| N. Curb Top  |             |        | 4.66 | 382.74 |
| " Bott.  |             |        | 5.30 |        |
| N <sup>1</sup> / <sub>4</sub>                        |             |        | 4.90 |        |
| ⊕  |             |        | 4.70 |        |
| S <sup>1</sup> / <sub>4</sub>                        |             |        | 4.80 |        |
| S. Curb Bott.  |             |        | 5.30 |        |
| " Top  |             |        | 4.59 | 382.81 |
| E. Curb Bott.  | } S.L. Mead | Dirt   | 4.30 |        |
| " Top  |             |        | 4.30 |        |
| 1+50   |             |        |      |        |
| N. Curb Top  |             |        | 4.48 | 382.92 |
| " Bott.  |             |        | 5.10 |        |
| N <sup>1</sup> / <sub>4</sub>                        |             |        | 4.70 |        |
| ⊕  |             |        | 4.60 |        |
| S <sup>1</sup> / <sub>4</sub>                        |             |        | 4.80 |        |
| S. Curb Bott.  |             |        | 5.40 |        |
| " Top  |             |        | 4.53 | 382.87 |

| STA                                      | + | H.I.   | -    | Elev.  |
|--|---|--------|------|--------|
|  |   | 387.40 |      |        |
| 2+00                                     |   |        |      |        |
| N. Curb Top                              |   |        | 3.93 | 383.47 |
| " Bott.                                  |   |        | 4.80 |        |
| N <sup>1</sup> / <sub>4</sub>            |   |        | 4.25 |        |
| ⊕  |   |        | 4.00 |        |
| S <sup>1</sup> / <sub>4</sub>            |   |        | 4.30 |        |
| S. Curb Bott.                            |   |        | 4.85 |        |
| " Top                                    |   |        | 4.08 | 383.32 |
| 2+50 W.L. 34 <sup>th</sup> North of Mead |   |        |      |        |
| N. Curb Top                              |   |        | 3.45 | 383.95 |
| " Bott.                                  |   |        | 4.05 |        |
| N <sup>1</sup> / <sub>4</sub>            |   |        | 3.55 |        |
| ⊕  |   |        | 3.45 |        |
| S <sup>1</sup> / <sub>4</sub>            |   |        | 3.60 |        |
| S. Curb Bott.                            |   |        | 4.00 |        |
| " Top                                    |   |        | 3.46 | 383.94 |
| 2+60 W.L. 34 <sup>th</sup> South of Mead |   |        |      |        |
| N. Curb Top                              |   |        | 3.29 |        |
| " Bott.                                  |   |        | 3.90 |        |
| N <sup>1</sup> / <sub>4</sub>            |   |        | 3.45 |        |
| ⊕  |   |        | 3.30 |        |
| S <sup>1</sup> / <sub>4</sub>            |   |        | 3.45 |        |
| S. Curb Bott.                            |   |        | 3.95 |        |
| " Top                                    |   |        | 3.31 | 384.09 |

| STA                | +                             | H.I.          | -    | Elev. |
|--------------------|-------------------------------|---------------|------|-------|
| 2+62 <sup>00</sup> | W. Curb Line 34 <sup>th</sup> | North of Mead |      |       |
|                    | Top                           |               | 3.19 |       |
|                    | Bot.                          | N.L. Mead     | 3.70 |       |
| +12'               |                               |               | 4.00 |       |
| N/4                |                               |               | 3.40 |       |
| ¢                  |                               |               | 3.25 |       |
| S/4                |                               |               | 3.40 |       |
| S. Curb Bot.       |                               | Dirt          | 3.25 |       |
| "                  | Top                           |               | 3.26 |       |
| 2+72 <sup>00</sup> | W. Curb Line 34 <sup>th</sup> | South of Mead |      |       |
|                    | N.L. Mead                     |               | 3.30 |       |
| +12'               |                               |               | 3.70 |       |
| N/4                |                               |               | 3.25 |       |
| ¢                  |                               |               | 3.08 |       |
| S/4                |                               |               | 3.25 |       |
| +14'               |                               |               | 3.25 |       |
| W. Curb Top        |                               |               | 3.25 |       |
| "                  | Bot.                          | S.L. Mead     | 3.60 |       |
| 2+76 <sup>00</sup> | W/4 34 <sup>th</sup>          | North of Mead |      |       |
|                    | N.L. Mead                     |               | 3.25 |       |
| +12'               |                               |               | 3.60 |       |
| N/4                |                               |               | 3.10 |       |
| ¢                  |                               |               | 3.05 |       |
| S/4                |                               |               | 3.15 |       |
| +14'               |                               |               | 3.15 |       |

| STA                | +                    | H.I.          | -    | Elev. |
|--------------------|----------------------|---------------|------|-------|
|                    | S.L. Mead            |               | 3.50 |       |
| 2+81 <sup>00</sup> | W/4 34 <sup>th</sup> | South of Mead |      |       |
|                    | N.L. Mead            |               | 3.05 |       |
| +12'               |                      |               | 3.45 |       |
| N/4                |                      |               | 3.00 |       |
| ¢                  |                      |               | 2.90 |       |
| S/4                |                      |               | 3.10 |       |
| +14'               |                      |               | 3.10 |       |
|                    | S.L. Mead            |               | 3.30 |       |
| 2+90 <sup>00</sup> | ¢ 34 <sup>th</sup>   | N. & S. Mead  |      |       |
|                    | N.L. Mead            |               | 2.80 |       |
| +12'               |                      |               | 3.30 |       |
| N/4                |                      |               | 3.00 |       |
| ¢                  | Top of M.H.          |               | 2.76 |       |
| S/4                |                      |               | 2.80 |       |
| +14'               |                      |               | 3.00 |       |
|                    | S.L. Mead            |               | 3.20 |       |
| 2+99 <sup>00</sup> | E/4 34 <sup>th</sup> | South of Mead |      |       |
|                    | N.L. Mead            |               | 2.70 |       |
| +12'               |                      |               | 3.20 |       |
| N/4                |                      |               | 2.80 |       |
| ¢                  |                      |               | 2.50 |       |
| S/4                |                      |               | 2.60 |       |
| +14'               |                      |               | 2.80 |       |
|                    | S.L. Mead            |               | 3.15 |       |

| STA.               | +  | H.I. | -    | Elev. |
|--------------------|--|------|------|-------|
| 3+04 <sup>00</sup> | E 1/4 34 <sup>th</sup> N. of Mead                  |      |      |       |
|                    | N.L. Mead  |      | 2.65 |       |
|                    | +12'   |      | 3.20 |       |
|                    | N 1/4  |      | 2.70 |       |
|                    | ¢  |      | 2.50 |       |
|                    | S 1/4  |      | 2.50 |       |
|                    | +14'   |      | 2.85 |       |
|                    | S.L. Mead  |      | 3.35 |       |
| 3+08 <sup>00</sup> | E. Curb Line <sup>34<sup>th</sup></sup> S. of Mead |      |      |       |
|                    | N.L. Mead  |      | 2.60 |       |
|                    | +12'   |      | 3.05 |       |
|                    | N 1/4  |      | 2.60 |       |
|                    | ¢  |      | 2.60 |       |
|                    | S 1/4  |      | 2.65 |       |
|                    | +14'   |      | 3.10 |       |
|                    | E. Curb Top } S.L. Mead                            |      | 2.67 |       |
|                    | " Bottom }   |      | 3.25 |       |
| 3+18 <sup>00</sup> | E. Curb Line 34 <sup>th</sup> N. of Mead           |      |      |       |
|                    | E. Curb Top } N.L. Mead                            |      | 2.47 |       |
|                    | " Bottom }   |      | 2.90 |       |
|                    | +12'   |      | 3.00 |       |
|                    | N 1/4  |      | 2.60 |       |
|                    | ¢  |      | 2.55 |       |
|                    | S 1/4  |      | 2.55 |       |

|                    |                                     |        |         | 38740   | 21 |
|--------------------|-------------------------------------|--------|---------|---------|----|
| STA.               | +                                   | H.I.   | -       | Elev.   |    |
|                    | S. Curb Bott.                       |        | 2.85    |         |    |
|                    | " Top                               |        | 2.53    |         |    |
| 3+20 <sup>00</sup> | E.L. 34 <sup>th</sup> South of Mead |        |         |         |    |
|                    | N. Curb Top                         |        | 2.43    |         |    |
|                    | " Bott.                             |        | 2.90    |         |    |
|                    | N 1/4                               |        | 2.50    |         |    |
|                    | ¢                                   |        | 2.50    |         |    |
|                    | S 1/4                               |        | 2.50    |         |    |
|                    | S. Curb Bott.                       |        | 2.80    |         |    |
|                    | " Top                               |        | 2.51    | 384.89  |    |
| 3+30 <sup>00</sup> | E.L. 34 <sup>th</sup> North of Mead | = 0+00 |         |         |    |
|                    | N. Curb Top                         |        | 2.50    | 384.90  |    |
|                    | " Bott.                             |        | 2.90    |         |    |
|                    | N 1/4                               |        | 2.45    |         |    |
|                    | ¢                                   |        | 2.40    |         |    |
|                    | S 1/4                               |        | 2.45    |         |    |
|                    | S. Curb Bott.                       |        | 3.05    |         |    |
|                    | " Top                               |        | 2.44    | 384.96  |    |
| 0+50 <sup>00</sup> |                                     | 6.77   | 390.965 | 384.195 |    |
|                    | N. Curb Top                         |        | 6.01    | 384.96  |    |
|                    | " Bott.                             |        | 6.60    |         |    |
|                    | N 1/4                               |        | 5.90    |         |    |
|                    | ¢                                   |        | 5.75    |         |    |
|                    | S 1/4                               |        | 5.80    |         |    |
|                    | S. Curb Bott.                       |        | 6.20    |         |    |

390.97

| STA                       | +          | H.I.                    | -    | Elev.  |
|---------------------------|------------|-------------------------|------|--------|
| S. Curb Top               |            |                         | 5.70 | 395.27 |
| 1+00 <sup>00</sup>        |            |                         |      |        |
| N. Curb Top               |            |                         | 5.52 | 385.45 |
| " Bott.                   |            |                         | 6.30 |        |
| N 1/4                     |            |                         | 5.50 |        |
| ¢                         |            |                         | 5.30 |        |
| S 1/4                     |            |                         | 5.40 |        |
| S. Curb Bott.             |            |                         | 6.05 |        |
| " Top                     |            |                         | 5.45 | 385.52 |
| 1+12 <sup>50</sup>        | W.L. Alley | Block "C" Sterlingworth |      |        |
| N. Curb Top               |            |                         | 5.34 | 385.63 |
| " Bott.                   |            |                         | 6.15 |        |
| N 1/4                     |            |                         | 5.40 |        |
| ¢                         |            |                         | 5.20 |        |
| S 1/4                     |            |                         | 5.30 |        |
| S. Curb Bott.             |            |                         | 5.85 |        |
| " Top                     |            |                         | 5.36 | 385.61 |
| W. Curb Bott. } S.L. Mead | Dirt       |                         | 5.07 |        |
| " Top                     |            |                         | 5.07 |        |
| 1+32 <sup>50</sup>        | E.L. Alley | Bl. "C" Sterlingworth   |      |        |
| N. Curb Top               |            |                         | 5.14 | 385.83 |
| " Bott.                   |            |                         | 6.00 |        |
| N 1/4                     |            |                         | 5.10 |        |
| ¢                         |            |                         | 5.00 |        |
| S 1/4                     |            |                         | 5.25 |        |

390.97

22

| STA                       | +           | H.I.          | -    | Elev.  |
|---------------------------|-------------|---------------|------|--------|
| S. Curb Bott.             |             |               | 5.70 |        |
| " Top                     |             |               | 5.19 | 385.78 |
| E. Curb Bott. } S.L. Mead | Dirt        |               | 4.94 |        |
| " Top                     |             |               | 4.94 |        |
| 1+50 <sup>00</sup>        |             |               |      |        |
| N. Curb Top               |             |               | 4.86 | 386.11 |
| " Bott.                   |             |               | 5.60 |        |
| N 1/4                     |             |               | 4.90 |        |
| ¢                         |             |               | 4.80 |        |
| S 1/4                     |             |               | 5.00 |        |
| S. Curb Bott.             |             |               | 5.75 |        |
| " Top                     |             |               | 5.05 | 385.92 |
| 2+00 <sup>00</sup>        |             |               |      |        |
| N. Curb Top               |             |               | 4.16 | 386.81 |
| " Bott.                   |             |               | 4.90 |        |
| N 1/4                     |             |               | 4.45 |        |
| ¢                         |             |               | 4.40 |        |
| S 1/4                     |             |               | 4.70 |        |
| S. Curb Bott.             |             |               | 5.30 |        |
| " Top                     |             |               | 4.57 | 386.40 |
| 2+50 <sup>00</sup>        | W.L. Swift, | North of Mead |      |        |
| N. Curb Top               |             |               | 3.80 | 387.17 |
| " Bott.                   |             |               | 4.50 |        |
| N 1/4                     |             |               | 3.80 |        |
| ¢                         |             |               | 3.80 |        |

| STA           | +                         | H.I. | -    | Elev.  |
|---------------|---------------------------|------|------|--------|
| S 1/4         |                           |      | 3.90 |        |
| S. Curb Bott. |                           |      | 4.40 |        |
| " Top         |                           |      | 3.94 | 387.03 |
| R+55°         | W.L. Swift, S. of Mead    |      |      |        |
| N. Curb Top   |                           |      | 3.75 |        |
| " Bott.       |                           |      | 4.35 |        |
| N 1/4         |                           |      | 3.65 |        |
| ¢             |                           |      | 3.70 |        |
| S 1/4         |                           |      | 3.85 |        |
| S. Curb Bott. | Bott. Storm Drain         |      | 4.10 |        |
| " Top         | Swift                     |      | 3.87 | 387.10 |
| R+62°         | W. Curb Line, N. of Mead  |      |      |        |
| Top           | } N.L. Mead               |      | 3.74 |        |
| Bott.         |                           | 4.35 |      |        |
| +12'          |                           |      | 4.15 |        |
| N 1/4         |                           |      | 3.65 |        |
| ¢             |                           |      | 3.55 |        |
| S 1/4         |                           |      | 3.80 |        |
| S. Curb Bott. |                           |      | 3.85 |        |
| " Top         |                           |      | 3.81 |        |
| R+67°         | W. Curb Swift, S. of Mead |      |      |        |
| N.L. Mead     |                           |      | 4.00 |        |
| +12'          |                           |      | 3.90 |        |
| N 1/4         |                           |      | 3.55 |        |
| ¢             |                           |      | 3.55 |        |

| STA         | +                       | H.I. | -    | Elev. |
|-------------|-------------------------|------|------|-------|
| S 1/4       |                         |      | 3.60 |       |
| +14'        |                         |      | 3.70 |       |
| W. Curb Top | } S.L. Mead             |      | 3.85 |       |
| " Bott.     |                         | 4.40 |      |       |
| R+76°       | W 1/4 Swift, N & S Mead |      |      |       |
| N.L. Mead   |                         |      | 3.60 |       |
| +12'        |                         |      | 3.60 |       |
| N 1/4       |                         |      | 3.40 |       |
| ¢           |                         |      | 3.50 |       |
| S 1/4       |                         |      | 3.40 |       |
| +14'        |                         |      | 3.40 |       |
| S.L. Mead   |                         |      | 3.80 |       |
| R+85°       | ¢ Swift, S. of Mead     |      |      |       |
| N.L. Mead   |                         |      | 3.40 |       |
| +12'        |                         |      | 3.40 |       |
| N 1/4       |                         |      | 3.35 |       |
| ¢           | Top M.H.                |      | 3.37 |       |
| S 1/4       |                         |      | 3.30 |       |
| +14'        |                         |      | 3.30 |       |
| S.L. Mead   |                         |      | 3.40 |       |
| R+90°       | ¢ Swift, N. of Mead     |      |      |       |
| N.L. Mead   |                         |      | 3.30 |       |
| +12'        |                         |      | 3.30 |       |
| N 1/4       |                         |      | 3.30 |       |
| ¢           |                         |      | 3.35 |       |



| STA                | +            | H.I.              | -    | Elev. |
|--------------------|--------------|-------------------|------|-------|
| S/4                |              |                   | 3.30 |       |
| +14'               |              |                   | 3.25 |       |
| S.L. Mead          |              |                   | 3.50 |       |
| 2+99 <sup>00</sup> | E 1/4        | Swift, S. of Mead |      |       |
| N.L. Mead          |              |                   | 3.10 |       |
| +12'               |              |                   | 3.10 |       |
| N 1/4              |              |                   | 3.20 |       |
| ¢                  |              |                   | 3.30 |       |
| S/4                |              |                   | 3.30 |       |
| +14'               |              |                   | 3.30 |       |
| S.L. Mead          |              |                   | 3.50 |       |
| 3+03 <sup>00</sup> | E. Curb line | Swift, S. of Mead |      |       |
| N.L. Mead          |              |                   | 3.30 |       |
| +12'               |              |                   | 3.25 |       |
| N 1/4              |              |                   | 3.30 |       |
| ¢                  |              |                   | 3.40 |       |
| S/4                |              |                   | 3.35 |       |
| +14'               |              |                   | 3.30 |       |
| E. Curb Bott. }    | S.L. Mead    |                   | 3.60 |       |
| " Top              |              |                   | 3.24 |       |
| 3+04 <sup>00</sup> | E 1/4        | Swift, N. of Mead |      |       |

| STA                | +           | H.I.              | -    | Elev.  |
|--------------------|-------------|-------------------|------|--------|
|                    |             |                   |      | 390.97 |
| 3+15 <sup>00</sup> | E.L. Swift, | S. of Mead        |      |        |
| N.L. Mead          |             |                   | 3.40 |        |
| +12'               |             |                   | 3.60 |        |
| N 1/4              |             |                   | 3.40 |        |
| ¢                  |             |                   | 3.45 |        |
| S/4                |             |                   | 3.40 |        |
| S. Curb Bott.      |             |                   | 3.90 |        |
| " Top              |             |                   | 3.30 | 387.67 |
| 3+18 <sup>00</sup> | E. Curb     | Swift, N. of Mead |      |        |
| Bott. }            | N.L. Mead   |                   | 3.60 |        |
| Top                |             |                   | 3.04 |        |
| +12'               |             |                   | 3.70 |        |
| N 1/4              |             |                   | 3.40 |        |
| ¢                  |             |                   | 3.40 |        |
| S/4                |             |                   | 3.40 |        |
| S. Curb Bott.      |             |                   | 3.90 |        |
| " Top              |             |                   | 3.30 |        |
| 3+30 <sup>00</sup> | E.L. Swift, | N. of Mead = 0+00 |      |        |
| N. Curb Top        |             |                   | 3.10 | 387.87 |
| " Bott.            |             |                   | 3.70 |        |
| N 1/4              |             |                   | 3.40 |        |
| ¢                  |             |                   | 3.40 |        |
| S/4                |             |                   | 3.45 |        |
| S. Curb Bott.      |             |                   | 4.15 |        |
| " Top              |             |                   | 3.30 | 387.67 |

35125

9 pages 2

| STA                           | +    | H.I.                           | -    | Elev    |
|-------------------------------|------|--------------------------------|------|---------|
| B.M. NW. Cor. Mead & Wilson   |      |                                |      | 386.817 |
|                               | 5.15 | 391.967                        |      |         |
| 0+50                          |      |                                |      |         |
| N. Curb Top                   |      | Driveway                       |      |         |
| " Bott.                       |      |                                | 4.96 |         |
| N <sup>1</sup> / <sub>4</sub> |      |                                | 4.80 |         |
| ☐                             |      |                                | 4.65 |         |
| S <sup>1</sup> / <sub>4</sub> |      |                                | 5.05 |         |
| S. Curb Bott.                 |      |                                | 5.40 |         |
| " Top                         |      | Driveway                       | 5.13 |         |
| 1+00                          |      |                                |      |         |
| N. Curb Top                   |      |                                | 4.73 | 387.24  |
| " Bott.                       |      |                                | 5.50 |         |
| N <sup>1</sup> / <sub>4</sub> |      |                                | 5.20 |         |
| ☐                             |      |                                | 5.00 |         |
| S <sup>1</sup> / <sub>4</sub> |      |                                | 5.45 |         |
| S. Curb Bott.                 |      |                                | 5.80 |         |
| " Top                         |      |                                | 5.09 | 386.88  |
| 1+07 <sup>50</sup>            |      | W.L. Alley Bl. D Sterlingworth |      |         |
| N. Curb Top                   |      |                                | 4.81 | 387.16  |
| " Bott.                       |      |                                | 5.50 |         |
| N <sup>1</sup> / <sub>4</sub> |      |                                | 5.20 |         |
| ☐                             |      |                                | 5.00 |         |
| S <sup>1</sup> / <sub>4</sub> |      |                                | 5.40 |         |

| STA                           | + | H.I.                           | -    | Elev.  |
|-------------------------------|---|--------------------------------|------|--------|
|                               |   |                                |      | 391.97 |
| S. Curb Bott.                 |   |                                | 5.80 |        |
| " Top                         |   |                                | 5.14 | 386.83 |
| W. Curb Bott. } S.L. Mead     |   | Dirt                           | 4.87 |        |
| " Top }                       |   |                                | 4.87 |        |
| 1+27 <sup>50</sup>            |   | E.L. Alley Bl. D Sterlingworth |      |        |
| N. Curb Top                   |   |                                | 4.90 | 387.07 |
| " Bott.                       |   |                                | 5.70 |        |
| N <sup>1</sup> / <sub>4</sub> |   |                                | 5.30 |        |
| ☐                             |   |                                | 5.00 |        |
| S <sup>1</sup> / <sub>4</sub> |   |                                | 5.30 |        |
| S. Curb Bott.                 |   |                                | 6.00 |        |
| " Top                         |   |                                | 5.26 | 386.71 |
| E. Curb Bott. } S.L. Mead     |   | Dirt                           | 5.01 |        |
| " Top }                       |   |                                | 5.01 |        |
| 1+50 <sup>00</sup>            |   |                                |      |        |
| N. Curb Top                   |   |                                | 5.04 | 386.93 |
| " Bott.                       |   |                                | 5.80 |        |
| N <sup>1</sup> / <sub>4</sub> |   |                                | 5.25 |        |
| ☐                             |   |                                | 5.15 |        |
| S <sup>1</sup> / <sub>4</sub> |   |                                | 5.60 |        |
| S. Curb Bott.                 |   |                                | 6.20 |        |
| " Top                         |   |                                | 5.40 | 386.57 |

391.97

| STA  | + | H.I. | -    | Elev.                |
|--|---|------|------|----------------------|
| 2+00 <sup>00</sup>                             |   |      |      |                      |
| N. Curb Top                                    |   |      | 5.10 | 386.87               |
| " Bott.  |   |      | 5.75 |                      |
| N <sup>1</sup> / <sub>4</sub>                  |   |      | 5.30 |                      |
| ¢  |   |      | 5.35 |                      |
| S <sup>1</sup> / <sub>4</sub>                  |   |      | 5.50 |                      |
| S. Curb Bott.                                  |   |      | 6.30 |                      |
| " Top  |   |      | 5.51 | 386.46               |
| 2+50 <sup>00</sup> W.L. 35 <sup>th</sup> Paved |   |      |      |                      |
| N. Curb Top                                    | " |      | 5.18 | 386.79               |
| " Bott.  | " |      | 5.57 | 386.40               |
| N <sup>1</sup> / <sub>4</sub>                  | " |      | 5.60 |                      |
| ¢  | " |      | 5.58 |                      |
| S <sup>1</sup> / <sub>4</sub>                  | " |      | 5.68 |                      |
| S. Curb Bott.                                  | " |      | 6.02 | 386.95               |
| " Top  | " |      | 5.60 | 386.37               |
| B.M. NW. Cor. 35 <sup>th</sup> & Mead          |   |      |      | 386.817 <sup>0</sup> |
|  |   | 5.10 |      |                      |
| 0+00 <sup>00</sup> E.L. 35 <sup>th</sup> Paved |   |      |      |                      |
| North Curb Top                                 |   |      | 5.22 | 386.75               |
| " Bott.  | " |      | 5.75 | 386.22               |
| N <sup>1</sup> / <sub>4</sub>                  | " |      | 5.50 |                      |
| ¢  | " |      | 5.60 |                      |
| S <sup>1</sup> / <sub>4</sub>                  | " |      | 5.87 |                      |
| S. Curb Bott.                                  | " |      | 6.21 | 385.76               |

391.97

28

| STA  | + | H.I. | -    | Elev.  |
|--|---|------|------|--------|
| S. Curb Top  |   |      | 5.64 | 386.33 |
| 0+50   |   |      |      |        |
| N. Curb Top  |   |      | 5.23 | 386.74 |
| " Bott.  |   |      | 5.70 |        |
| N <sup>1</sup> / <sub>4</sub>                      |   |      | 5.50 |        |
| ¢  |   |      | 5.30 |        |
| S <sup>1</sup> / <sub>4</sub>                      |   |      | 5.30 |        |
| S. Curb Bott.                                      |   |      | 6.10 |        |
| " Top  |   |      | 5.59 | 386.38 |
| 1+00   |   |      |      |        |
| N. Curb Top  |   |      | 5.02 | 386.95 |
| " Bott.  |   |      | 5.70 |        |
| N <sup>1</sup> / <sub>4</sub>                      |   |      | 5.40 |        |
| ¢  |   |      | 5.20 |        |
| S <sup>1</sup> / <sub>4</sub>                      |   |      | 5.45 |        |
| S. Curb Bott.                                      |   |      | 6.10 |        |
| " Top  |   |      | 5.47 | 386.50 |
| 1+25 <sup>00</sup> W.L. Alleg Bl. 41 W.P. Herberts |   |      |      |        |
| N. Curb Top  |   |      | 5.02 | 386.95 |
| " Bott.  |   |      | 5.45 |        |
| N <sup>1</sup> / <sub>4</sub>                      |   |      | 5.40 |        |
| ¢  |   |      | 5.20 |        |
| S <sup>1</sup> / <sub>4</sub>                      |   |      | 5.40 |        |
| S. Curb Bott.                                      |   |      | 5.90 |        |
| " Top  |   |      | 5.48 | 386.49 |

391.97

| STA                | +                                | H.I. | -    | Elev.  |
|--------------------|----------------------------------|------|------|--------|
| W. Curb Bott.      | } S.L. Mead                      | Dirt | 5.17 |        |
| " Top              |                                  |      | 5.17 |        |
| 1+40               | E.L. Alley Bl. 41, W.P. Herberts |      |      |        |
| N. Curb Top        |                                  |      | 4.98 | 386.99 |
| " Bott.            |                                  |      | 5.40 |        |
| N/4                |                                  |      | 5.30 |        |
| ¢                  |                                  |      | 5.15 |        |
| S/4                |                                  |      | 5.50 |        |
| S. Curb Bott.      |                                  |      | 6.00 |        |
| " Top              |                                  |      | 5.42 | 386.55 |
| E. Curb Bott.      | } S.L. Mead                      | Dirt | 5.08 |        |
| " Top              |                                  |      | 5.08 |        |
| 1+50 <sup>00</sup> |                                  |      |      |        |
| N. Curb Top        |                                  |      | 4.95 | 387.02 |
| " Bott.            |                                  |      | 5.50 |        |
| N/4                |                                  |      | 5.30 |        |
| ¢                  |                                  |      | 5.20 |        |
| S/4                |                                  |      | 5.60 |        |
| S. Curb Bott.      |                                  |      | 6.05 |        |
| " Top              |                                  |      | 5.32 | 386.65 |
| 2+00 <sup>00</sup> |                                  |      |      |        |
| N. Curb Top        |                                  |      | 4.65 | 387.32 |
| " Bott.            |                                  |      | 5.15 |        |
| N/4                |                                  |      | 5.10 |        |
| ¢                  |                                  |      | 5.00 |        |

391.97

27

| STA                | +                         | H.I.     | -    | Elev.  |
|--------------------|---------------------------|----------|------|--------|
| S/4                |                           |          | 5.20 |        |
| S. Curb Bott.      |                           |          | 5.85 |        |
| " Top              |                           |          | 5.16 | 386.81 |
| 2+50               |                           |          |      |        |
| N. Curb Top        |                           |          | 4.48 | 387.49 |
| " Bott.            |                           |          | 4.95 |        |
| N/4                |                           |          | 4.90 |        |
| ¢                  |                           |          | 4.70 |        |
| S/4                |                           |          | 5.05 |        |
| S. Curb Bott.      |                           |          | 5.70 |        |
| " Top              |                           |          | 4.98 | 386.99 |
| 2+65 <sup>00</sup> | W.L. Wilsson S. of Mead   |          |      |        |
| N. Curb Top        |                           | Driveway | 4.80 | 387.17 |
| " Bott.            |                           |          |      |        |
| N/4                |                           |          | 4.70 |        |
| ¢                  |                           |          | 4.60 |        |
| S/4                |                           |          | 4.75 |        |
| S. Curb Bott.      |                           |          | 5.40 |        |
| " Top              |                           |          | 4.93 | 387.04 |
| 2+77 <sup>00</sup> | W. Curb Wilson S. of Mead |          |      |        |
| N. Curb Top        |                           |          | 4.32 | 387.65 |
| " Bott.            |                           |          | 4.80 |        |
| N/4                |                           |          | 4.70 |        |
| ¢                  |                           |          | 4.50 |        |
| S/4                |                           |          | 4.55 |        |

| STA                | +                                      | H.I. | -      | Elev.  |
|--------------------|--|------|--------|--------|
| +14'               |  |      | 5.10   |        |
| W. Curb Bott.      | } S.L. Mead                            |      | 5.40   |        |
| " Top              |  | 4.92 | 387.05 |        |
| 2+86 <sup>00</sup> | W 1/4 Wilson, S. of Mead               |      |        |        |
| 2+86 <sup>58</sup> | W.L. Alley W. of Bl. "A" Teralta Hts.  |      |        |        |
| W. Curb Top        | } N.L. Mead                            | Dirt | 4.20   | 387.77 |
| " Bott.            |  | Dirt |        |        |
| N. Curb Top        |  | Dirt | 4.20   | 387.77 |
| " Bott.            |  | Dirt |        |        |
| N 1/4              |  |      | 4.60   |        |
| ¢                  |  |      | 4.45   |        |
| S 1/4              |  |      | 4.40   |        |
| +14'               |  |      | 4.70   |        |
| S.L. Mead          |  |      | 4.90   |        |
| 2+95 <sup>00</sup> | ¢ Wilson, S. of Mead                   |      |        |        |
| N.L. Mead          |  |      | 3.70   |        |
| +12'               | N.L. Mead                              |      | 4.05   |        |
| N 1/4 Top          |  |      | 4.45   |        |
| ¢ Bott.            |  |      | 4.35   |        |
| S 1/4              |  |      | 4.15   |        |
| +14'               |  |      | 4.45   |        |
| S.L. Mead          |  |      | 4.65   |        |
| 3+01 <sup>58</sup> | E.L. Alley, W. of Bl. "A" Teralta Hts. |      |        |        |
| E. Curb Bott.      | } N.L. Mead                            | Dirt | 3.70   |        |
| " Top              |  |      | 4.16   |        |

| STA                | +                          | H.I. | -    | Elev.  |
|--------------------|----------------------------|------|------|--------|
| N. Curb Top        |                            |      | 4.49 | 387.48 |
| " Bott.            |                            |      | 4.95 |        |
| N 1/4              |                            |      | 4.50 |        |
| ¢                  |                            |      | 4.15 |        |
| S 1/4              |                            |      | 4.05 |        |
| +14'               |                            |      | 4.60 |        |
| S.L. Mead          |                            |      | 4.85 |        |
| 3+04 <sup>00</sup> | E 1/4 Wilson, S. of Mead   |      |      |        |
| N. Curb Top        |                            |      | 4.50 |        |
| " Bott.            |                            |      | 4.95 |        |
| N 1/4              |                            |      | 4.55 |        |
| ¢                  |                            |      | 4.25 |        |
| S 1/4              |                            |      | 3.85 |        |
| +14'               |                            |      | 4.55 |        |
| S.L. Mead          |                            |      | 4.90 |        |
| 3+13 <sup>00</sup> | E. Curb Wilson, S. of Mead |      |      |        |
| N. Curb Top        |                            |      | 4.48 |        |
| " Bott.            |                            |      | 4.80 |        |
| N 1/4              |                            |      | 4.55 |        |
| ¢                  |                            |      | 4.00 |        |
| S 1/4              |                            |      | 4.10 |        |
| +14'               |                            |      | 4.70 |        |
| E. Curb Bott.      | } S.L. Mead                |      | 4.95 |        |
| " Top              |                            |      | 4.59 |        |

391.97

| STA                           | +            | H.I.       | -    | Elev.  |
|-------------------------------|--------------|------------|------|--------|
| 3+25 <sup>00</sup>            | E.L. Wilson, | S. of Mead |      |        |
| N. Curb Top                   |              |            | 4.40 | 387.57 |
| " Bott.                       |              |            | 4.80 |        |
| N <sup>1</sup> / <sub>4</sub> |              |            | 4.50 |        |
| ¢                             |              |            | 4.10 |        |
| S <sup>1</sup> / <sub>4</sub> |              |            | 4.50 |        |
| S. Curb Bott.                 |              |            | 5.00 |        |
| " Top                         |              |            | 4.45 | 387.52 |
| 3+50 <sup>00</sup>            |              |            |      |        |
| N. Curb Top                   |              |            | 4.37 | 387.60 |
| " Bott.                       |              |            | 4.80 |        |
| N <sup>1</sup> / <sub>4</sub> |              |            | 4.40 |        |
| ¢                             |              |            | 4.20 |        |
| S <sup>1</sup> / <sub>4</sub> |              |            | 4.50 |        |
| S. Curb Bott.                 |              |            | 5.35 |        |
| " Top                         |              |            | 4.59 | 387.38 |
| 4+00 <sup>00</sup>            |              |            |      |        |
| N. Curb Top                   |              |            | 4.10 | 387.87 |
| " Bott.                       |              |            | 4.90 |        |
| N <sup>1</sup> / <sub>4</sub> |              |            | 4.20 |        |
| ¢                             |              |            | 4.20 |        |
| S <sup>1</sup> / <sub>4</sub> |              |            | 4.50 |        |
| S. Curb Bott.                 |              |            | 5.20 |        |
| " Top                         |              | Driverley  |      |        |

391.97

| STA                           | +                                     | H.I.       | -    | Elev.  |
|-------------------------------|---------------------------------------|------------|------|--------|
| 4+26 <sup>58</sup>            | W.L. Wilson,                          | N. of Mead |      |        |
| N. Curb Top                   |                                       |            | 3.96 | 388.01 |
| " Bott.                       |                                       |            | 4.30 |        |
| N <sup>1</sup> / <sub>4</sub> |                                       |            | 4.30 |        |
| ¢                             |                                       |            | 4.20 |        |
| S <sup>1</sup> / <sub>4</sub> |                                       |            | 4.70 |        |
| S. Curb Bott.                 |                                       |            | 5.40 |        |
| " Top                         |                                       |            | 4.67 | 387.30 |
| 4+38 <sup>58</sup>            | W. Curb Wilson,                       | N. of Mead |      |        |
| W. Curb Top                   |                                       |            | 3.80 |        |
| " Bott.                       |                                       | N.L. Mead  | 4.07 |        |
| +12                           |                                       | Parament   | 4.30 |        |
| N <sup>1</sup> / <sub>4</sub> |                                       |            | 4.00 |        |
| ¢                             |                                       |            | 4.20 |        |
| S <sup>1</sup> / <sub>4</sub> |                                       |            | 4.60 |        |
| S. Curb Bott.                 |                                       |            | 5.50 |        |
| " Top                         |                                       |            | 4.61 |        |
| 4+47 <sup>58</sup>            | W <sup>1</sup> / <sub>4</sub> Wilson, | N. of Mead |      |        |
| N.L.                          |                                       | Parament   | 3.85 |        |
| +12                           |                                       |            | 3.80 |        |
| N <sup>1</sup> / <sub>4</sub> |                                       |            | 3.90 |        |
| ¢                             |                                       |            | 4.20 |        |
| S <sup>1</sup> / <sub>4</sub> |                                       |            | 4.60 |        |
| S. Curb Bott.                 |                                       |            | 5.30 |        |
| " Top                         |                                       |            | 4.54 |        |

29

391.97

| STA                | +                    | H.L.              | -    | Elev.  |
|--------------------|----------------------|-------------------|------|--------|
| 4+50 <sup>00</sup> | W.L. Alley Bl.       | 42, W.P. Herberts |      |        |
| N.L.               |                      | Pavement          | 3.80 |        |
| +12                |                      |                   | 3.65 |        |
| N/4                |                      |                   | 3.95 |        |
| ¢                  |                      |                   | 4.20 |        |
| S/4                |                      |                   | 4.60 |        |
| S. Curb Top        |                      |                   | 4.54 | 387.43 |
| " Bott.            |                      |                   | 5.25 |        |
| W. Curb Top        |                      |                   | 4.18 |        |
| " Bott.            | S.L. Mead            | Dir               | 4.18 |        |
| 4+56 <sup>58</sup> | ¢ Wilson, N. of Mead |                   |      |        |
| N.L.               |                      | Pavement          | 3.76 |        |
| +12                |                      |                   | 3.50 |        |
| N/4                |                      |                   | 3.95 |        |
| ¢                  |                      |                   | 4.15 |        |
| S/4                |                      |                   | 4.60 |        |
| +14                |                      |                   | 5.10 |        |
| S.L. Mead          |                      |                   | 4.43 | 387.54 |
| 4+65 <sup>00</sup> | E.L. Alley Bl.       | 42, W.P. Herberts |      |        |
| N.L.               |                      | Pavement          | 3.84 |        |
| +12                |                      |                   | 3.75 |        |
| N/4                |                      |                   | 4.10 |        |
| ¢                  |                      |                   | 4.30 |        |
| S/4                |                      |                   | 4.65 |        |
| S. Curb Top        |                      |                   | 4.57 | 387.40 |

391.97

30

| STA                | +                          | H.L.      | -       | Elev.   |
|--------------------|----------------------------|-----------|---------|---------|
|                    |                            |           |         |         |
|                    |                            |           | 5.10    |         |
|                    |                            |           | 4.42    |         |
|                    |                            | S.L. Mead | 4.42    |         |
| 4+65 <sup>58</sup> | E 1/4 Wilson, N. of Mead   |           |         |         |
| 4+74 <sup>58</sup> | E. Curb Wilson, N. of Mead |           |         |         |
|                    | E. Curb Bott.              | Pavement  | 4.26    |         |
|                    | " Top                      | N.L. Mead | 3.80    |         |
| +12                |                            |           | 4.05    |         |
| N/4                |                            |           | 4.15    |         |
| ¢                  |                            |           | 4.25    |         |
| S/4                |                            |           | 4.50    |         |
| S. Curb Bott.      |                            | Driveway  | 5.22    |         |
| " Top              |                            |           |         |         |
| 4+86 <sup>58</sup> | E.L. Wilson, N. of Mead    | =         | 0+00    |         |
|                    | N. Curb Top                |           | 3.86    | 388.11  |
|                    | " Bott.                    |           | 4.70    |         |
| N/4                |                            |           | 4.30    |         |
| ¢                  |                            |           | 4.30    |         |
| S/4                |                            |           | 4.55    |         |
| S. Curb Bott.      |                            |           | 5.25    |         |
| " Top              |                            |           | 4.65    | 387.32  |
|                    | BM. NW. Cor. Mead & Wilson |           |         | 388.307 |
|                    |                            | 2.20      | 390.507 |         |

390.51

| STA  | + | H.I. | -    | Elev.  |
|--|---|------|------|--------|
| 0+50   |   |      |      |        |
| N. Curb Top  |   |      | 3.01 | 387.50 |
| " Bott.  |   |      | 3.8  |        |
| N <sup>1</sup> / <sub>4</sub>                          |   |      | 3.3  |        |
| ☐  |   |      | 3.3  |        |
| S <sup>1</sup> / <sub>4</sub>                          |   |      | 3.3  |        |
| S. Curb Bott.  |   |      | 4.2  |        |
| " Top  |   |      | 3.53 | 386.98 |
| 1+03 <sup>42</sup> W.L. 36 <sup>th</sup> S. of Mead    |   |      |      |        |
| N. Curb Top  |   |      | 3.30 | 387.21 |
| " Bott.  |   |      | 4.0  |        |
| N <sup>1</sup> / <sub>4</sub>                          |   |      | 3.6  |        |
| ☐  |   |      | 3.5  |        |
| S <sup>1</sup> / <sub>4</sub>                          |   |      | 3.7  |        |
| S. Curb Bott.  |   |      | 4.3  |        |
| " Top  |   |      | 3.67 | 386.84 |
| 1+15 <sup>42</sup> W. Curb 36 <sup>th</sup> S. of Mead |   |      |      |        |
| N. Curb Top  |   |      | 3.43 |        |
| " Bott.  |   |      | 4.1  |        |
| N <sup>1</sup> / <sub>4</sub>                          |   |      | 3.7  |        |
| ☐  |   |      | 3.5  |        |
| S <sup>1</sup> / <sub>4</sub>                          |   |      | 3.75 |        |
| +14'   |   |      | 3.60 |        |
| W. Curb Bott. } S.L. Mead                              |   |      | 4.40 |        |
| " Top }  |   |      | 3.83 |        |

390.51

31

| STA  | + | H.I. | -    | Elev.  |
|--|---|------|------|--------|
| 1+24 <sup>42</sup> W <sup>1</sup> / <sub>4</sub> 36 <sup>th</sup> S. of Mead |   |      |      |        |
| 1+25 <sup>00</sup> W.L. Alley Bl. "B" Teralta Hts.                           |   |      |      |        |
| W. Curb Top  |   |      | 3.21 |        |
| " Bott. } N.L. Mead  |   |      | 3.20 |        |
|  |   | Dirt |      |        |
| N. Curb Top  |   |      | 3.52 | 386.99 |
| " Bott.  |   |      | 4.15 |        |
| N <sup>1</sup> / <sub>4</sub>  |   |      | 3.8  |        |
| ☐  |   |      | 3.6  |        |
| S <sup>1</sup> / <sub>4</sub>  |   |      | 3.8  |        |
| +14'   |   |      | 3.8  |        |
| S.L. Mead  |   |      | 4.0  |        |
| 1+33 <sup>42</sup> ☐ 36 <sup>th</sup> S. of Mead                             |   |      |      |        |
| N.L. Mead  |   |      | 3.3  |        |
| +12'   |   |      | 4.2  |        |
| N <sup>1</sup> / <sub>4</sub>  |   |      | 3.9  |        |
| ☐  |   |      | 3.8  |        |
| S <sup>1</sup> / <sub>4</sub>  |   |      | 3.9  |        |
| +14'   |   |      | 3.8  |        |
| S.L. Mead  |   |      | 3.9  |        |
| 1+40 E.L. Alley Bl. "B" Teralta Hts.   |   |      |      |        |
| E. Curb Top  |   |      | 3.42 |        |
| " Bott.  |   | Dirt | 3.40 |        |
| N. Curb Top  |   |      | 3.71 | 386.80 |
| " Bott.  |   |      | 4.25 |        |
| N <sup>1</sup> / <sub>4</sub>  |   |      | 4.00 |        |



390.51

| STA                           | +  | H.I.       | -    | Elev.  |
|-------------------------------|--|------------|------|--------|
| ϕ                             |  |            | 3.85 |        |
| S <sup>1</sup> / <sub>4</sub> |  |            | 4.0  |        |
| +14                           |  |            | 3.95 |        |
| S.L. Mead                     |  |            | 4.20 |        |
| 1+42 <sup>42</sup>            | E <sup>1</sup> / <sub>4</sub> 36 <sup>th</sup> | S. of Mead |      |        |
| N. Curb Top                   |  |            | 3.72 |        |
| " Bott.                       |  |            | 4.35 |        |
| N <sup>1</sup> / <sub>4</sub> |  |            | 4.0  |        |
| ϕ                             |  |            | 3.8  |        |
| S <sup>1</sup> / <sub>4</sub> |  |            | 4.0  |        |
| +14                           |  |            | 4.0  |        |
| S.L. Mead                     |  |            | 4.35 |        |
| 1+51 <sup>42</sup>            | E. Curb 36 <sup>th</sup>                       | S. of Mead |      |        |
| N. Curb Top                   |  |            | 3.76 |        |
| " Bott.                       |  |            | 4.5  |        |
| N <sup>1</sup> / <sub>4</sub> |  |            | 4.15 |        |
| ϕ                             |  |            | 3.9  |        |
| S <sup>1</sup> / <sub>4</sub> |  |            | 4.05 |        |
| +14                           |  |            | 4.4  |        |
| E. Curb Bott.)                |  |            | 4.75 |        |
| " Top }                       | S.L. Mead                                      |            | 4.40 |        |
| 1+63 <sup>42</sup>            | E.L. 36 <sup>th</sup>                          | S. of Mead |      |        |
| N. Curb Top                   |  |            | 3.88 | 386.63 |
| " Bott.                       |  |            | 4.6  |        |
| N <sup>1</sup> / <sub>4</sub> |  |            | 4.2  |        |

390.51

32

| STA                           | +                     | H.I.       | -    | Elev   |
|-------------------------------|-----------------------|------------|------|--------|
| ϕ                             |                       | 390.51     | 4.0  |        |
| S <sup>1</sup> / <sub>4</sub> |                       |            | 4.2  |        |
| S. Curb Bott.                 |                       |            | 4.7  |        |
| " Top                         |                       |            | 4.25 | 386.26 |
| R+00                          |                       |            |      |        |
| N. Curb Top                   | Driveway              |            | 4.72 | 385.79 |
| " Bott.                       |                       |            |      |        |
| N <sup>1</sup> / <sub>4</sub> |                       |            | 4.40 |        |
| ϕ                             |                       |            | 4.2  |        |
| S <sup>1</sup> / <sub>4</sub> |                       |            | 4.6  |        |
| S. Curb Bott                  |                       |            | 5.3  |        |
| " Top                         |                       |            | 4.56 | 385.95 |
| R+50                          |                       |            |      |        |
| N. Curb Top                   |                       |            | 4.57 | 385.94 |
| " Bott.                       |                       |            | 5.3  |        |
| N <sup>1</sup> / <sub>4</sub> |                       |            | 4.7  |        |
| ϕ                             |                       |            | 4.6  |        |
| S <sup>1</sup> / <sub>4</sub> |                       |            | 4.85 |        |
| S. Curb Bott.                 |                       |            | 5.6  |        |
| " Top                         |                       |            | 4.81 | 385.70 |
| R+65                          | W.L. 36 <sup>th</sup> | N. of Mead |      |        |
| N. Curb Top                   |                       |            | 4.65 | 385.86 |
| " Bott.                       |                       |            | 5.45 |        |
| N <sup>1</sup> / <sub>4</sub> |                       |            | 4.75 |        |
| ϕ                             |                       |            | 4.55 |        |

390.51

| STA                | +          | H.I.                        | -    | Elev.  |
|--------------------|------------|-----------------------------|------|--------|
| S/4                |            |                             | 4.95 |        |
| S. Curb Bott.      |            |                             | 5.6  |        |
| " Top              |            |                             | 4.78 | 385.73 |
| R+77               | W. Curb    | 36 <sup>th</sup> N. of Mead |      |        |
| W. Curb Top        | }          | N.L. Mead                   | 4.77 | 385.74 |
| " Bott.            |            |                             | 5.5  |        |
| +12'               |            |                             | 4.95 |        |
| N/4                |            |                             | 4.8  |        |
| ¢                  |            |                             | 4.65 |        |
| S/4                |            |                             | 4.8  |        |
| S. Curb Bott.      |            |                             | 5.6  |        |
| " Top              |            |                             | 4.89 |        |
| R+86               | W/4        | 36 <sup>th</sup> N of Mead  |      |        |
| N.L. Mead          |            |                             | 4.95 |        |
| +12'               |            |                             | 4.75 |        |
| N/4                |            |                             | 4.8  |        |
| ¢                  |            |                             | 4.65 |        |
| S/4                |            |                             | 5.0  |        |
| S. Curb Bott.      |            |                             | 5.6  |        |
| " Top              |            |                             | 5.00 |        |
| R+88 <sup>42</sup> | W.L. Alleg | Bd. 35 Teralta              |      |        |
| N.L. Mead          |            |                             | 4.95 |        |
| +12'               |            |                             | 4.7  |        |
| N/4                |            |                             | 4.8  |        |
| ¢                  |            |                             | 4.8  |        |

390.51

33

| STA                | +          | H.I.                        | -    | Elev.  |
|--------------------|------------|-----------------------------|------|--------|
| S/4                |            |                             | 4.7  |        |
| S. Curb Bott.      |            |                             | 5.6  |        |
| " Top              |            |                             | 4.99 | 385.52 |
| W. Curb Bott.      | }          | S.L. Mead Dirt              | 4.60 |        |
| " Top              |            |                             | 4.65 |        |
| R+95               | ¢          | 36 <sup>th</sup> N. of Mead |      |        |
| N.L. Mead          |            |                             | 4.9  |        |
| +12'               |            |                             | 4.65 |        |
| N/4                |            |                             | 4.85 |        |
| ¢                  |            |                             | 4.8  |        |
| S/4                |            |                             | 4.9  |        |
| +14'               |            |                             | 5.65 |        |
| S.L. Mead          |            |                             | 4.67 |        |
| R+03 <sup>42</sup> | E.L. Alleg | Bd. 35 Teralta              |      |        |
| N.L. Mead          |            |                             | 5.1  |        |
| +12'               |            |                             | 5.1  |        |
| N/4                |            |                             | 4.9  |        |
| ¢                  |            |                             | 4.95 |        |
| S/4                |            |                             | 5.05 |        |
| S. Curb Bott.      |            |                             | 5.8  |        |
| " Top              |            |                             | 4.93 | 385.58 |
| E. Curb Bott.      | }          | S.L. Mead                   | 4.71 |        |
| " Top              |            |                             | 4.71 |        |

390.51

| STA           | +                                       | H.I. | -    | Elev.  |
|---------------|---|------|------|--------|
| 3+04          | E 1/4 36 <sup>th</sup> N. of Mead       |      |      |        |
| 3+13          | E. Curb 36 <sup>th</sup> N. of Mead     |      |      |        |
|               | E. Curb Top                             |      | 5.12 |        |
|               | " Bott. } N.L. Mead                     |      | 5.9  |        |
| +12'          |   |      | 5.25 |        |
| N 1/4         |   |      | 5.05 |        |
| ¢             |   |      | 5.0  |        |
| S 1/4         |   |      | 5.25 |        |
| S. Curb Bott. |   |      | 5.8  |        |
| " Top         |   |      | 5.05 |        |
| 3+25          | E.L. 36 <sup>th</sup> N. of Mead = 0+00 |      |      |        |
|               | N. Curb Top                             |      | 5.10 | 385.41 |
|               | " Bott.                                 |      | 5.75 |        |
|               | N 1/4                                   |      | 5.3  |        |
|               | ¢                                       |      | 5.0  |        |
|               | S 1/4                                   |      | 5.4  |        |
|               | S. Curb Bott.                           |      | 5.85 |        |
| " " Top       |   |      | 5.19 | 385.32 |
| 0+50          |   |      |      |        |
|               | N. Curb Top                             |      | 5.44 | 385.07 |
|               | " Bott.                                 |      | 6.25 |        |
|               | N 1/4                                   |      | 5.6  |        |
|               | ¢                                       |      | 5.4  |        |
|               | S 1/4                                   |      | 5.6  |        |
|               | S. Curb Bott.                           |      | 6.4  |        |

390.51

34

| STA     | +                            | H.I. | -    | Elev.  |
|---------|------------------------------|------|------|--------|
|         | S. Curb Top                  |      | 5.54 | 384.97 |
| 1+00    |                              |      |      |        |
|         | N. Curb Top                  |      | 5.68 | 384.83 |
|         | " Bott.                      |      | 6.45 |        |
|         | N 1/4                        |      | 5.75 |        |
|         | ¢                            |      | 5.6  |        |
|         | S 1/4                        |      | 5.55 |        |
|         | S. Curb Bott.                |      | 6.4  |        |
|         | " Top                        |      | 5.63 | 384.88 |
| 1+03 42 | W.L. Cherokee S. of Mead     |      |      |        |
|         | N. Curb Top                  |      | 5.70 | 384.81 |
|         | " Bott.                      |      | 6.45 |        |
|         | N 1/4                        |      | 5.7  |        |
|         | ¢                            |      | 5.6  |        |
|         | S 1/4                        |      | 5.55 |        |
|         | S. Curb Bott.                |      | 6.3  |        |
|         | " Top                        |      | 5.6  | 384.9  |
| 1+15 42 | W. Curb, Cherokee S. of Mead |      |      |        |
|         | W. Curb Top } N.L. Mead      |      | 5.71 |        |
|         | " Bott. }                    |      | 6.8  |        |
|         | +12'                         |      | 5.7  |        |
|         | N 1/4                        |      | 5.55 |        |
|         | ¢                            |      | 5.65 |        |
|         | S 1/4                        |      | 6.05 |        |
|         | S. Curb Bott.                |      | 6.20 |        |

390.51

| STA                | +                                | H.I.        | -    | Elev.  |
|--------------------|----------------------------------|-------------|------|--------|
|                    | S Curb Top                       |             | 5.72 |        |
| 1+24 <sup>42</sup> | W 1/4 Cherokee, S. of Mead       |             |      |        |
| 1+25 <sup>00</sup> | W.L. Alley Bl. "C" Teralta Hts.  |             |      |        |
|                    | W. Curb Top                      | } N.L. Mead | 5.57 |        |
|                    | " Bott.                          |             | 5.57 |        |
|                    | N. Curb Top                      |             | 5.73 |        |
|                    | " Bott.                          |             | 6.25 |        |
|                    | N 1/4                            |             | 5.8  |        |
|                    | ¢                                |             | 5.6  |        |
|                    | S 1/4                            |             | 5.75 |        |
|                    | +14'                             |             | 5.7  |        |
|                    | S.L. Mead                        |             | 5.9  |        |
| 1+33 <sup>42</sup> | ¢ Cherokee, S. of Mead           |             |      |        |
|                    | N.L. Mead                        |             | 5.69 |        |
|                    | +12'                             |             | 6.35 |        |
|                    | N 1/4                            |             | 5.8  |        |
|                    | ¢                                |             | 5.55 |        |
|                    | S 1/4                            |             | 5.5  |        |
|                    | +14'                             |             | 5.5  |        |
|                    | S.L. Mead                        |             | 5.65 |        |
| 1+40               | E.L. Alley, Bl. "C" Teralta Hts. |             |      |        |
|                    | E. Curb Top                      | } N.L. Mead | 5.68 |        |
|                    | " Bott.                          |             | 5.68 |        |
|                    | N. Curb Top                      |             | 5.77 | 384.74 |
|                    | " Bott.                          |             | 6.35 |        |

390.51

35

| STA                | +                            | H.I.        | -    | Elev.  |
|--------------------|------------------------------|-------------|------|--------|
|                    | N 1/4                        |             | 5.75 |        |
|                    | ¢                            |             | 5.55 |        |
|                    | S 1/4                        |             | 5.5  |        |
|                    | +14'                         |             | 5.6  |        |
|                    | S.L. Mead                    |             | 5.9  |        |
| 1+42 <sup>42</sup> | E 1/4 Cherokee, S. of Mead   |             |      |        |
|                    | N. Curb Top                  |             | 5.88 |        |
|                    | " Bott.                      |             | 6.45 |        |
|                    | N 1/4                        |             | 5.8  |        |
|                    | ¢                            |             | 5.6  |        |
|                    | S 1/4                        |             | 5.55 |        |
|                    | +14'                         |             | 5.9  |        |
|                    | S.L. Mead                    |             | 6.0  |        |
| 1+51 <sup>42</sup> | E. Curb Cherokee, S. of Mead |             |      |        |
|                    | N. Curb Top                  |             | 5.91 |        |
|                    | " Bott.                      |             | 6.5  |        |
|                    | N 1/4                        |             | 5.9  |        |
|                    | ¢                            |             | 5.6  |        |
|                    | S 1/4                        |             | 5.6  |        |
|                    | +14'                         |             | 6.05 |        |
|                    | E. Curb Bott.                | } S.L. Mead | 6.4  |        |
|                    | " Top                        |             | 6.04 |        |
| 1+63 <sup>42</sup> | E.L. Cherokee, S. of Mead    |             |      |        |
|                    | N. Curb Top                  |             | 5.92 | 384.59 |
|                    | " Bott.                      |             | 6.55 |        |

390.51

| STA                           | + | H.I.                      | -    | Elev.  |
|-------------------------------|---|---------------------------|------|--------|
| N <sup>1</sup> / <sub>4</sub> |   |                           | 5.9  |        |
| ☐                             |   |                           | 5.6  |        |
| S <sup>1</sup> / <sub>4</sub> |   |                           | 5.9  |        |
| S. Curb Bott.                 |   |                           | 6.4  |        |
| " Top                         |   |                           | 5.9  | 384.6  |
| R+00                          |   |                           |      |        |
| N. Curb Top                   |   |                           | 6.05 | 384.46 |
| " Bott.                       |   |                           | 6.65 |        |
| N <sup>1</sup> / <sub>4</sub> |   |                           | 6.1  |        |
| ☐                             |   |                           | 5.7  |        |
| S <sup>1</sup> / <sub>4</sub> |   |                           | 6.3  |        |
| S. Curb Bott.                 |   |                           | 7.05 |        |
| " Top                         |   |                           | 6.25 | 384.26 |
| R+50                          |   |                           |      |        |
| N. Curb Top                   |   |                           | 6.26 | 384.25 |
| " Bott.                       |   |                           | 7.05 |        |
| N <sup>1</sup> / <sub>4</sub> |   |                           | 6.25 |        |
| ☐                             |   |                           | 6.2  |        |
| S <sup>1</sup> / <sub>4</sub> |   |                           | 6.65 |        |
| S. Curb Bott.                 |   |                           | 7.2  |        |
| " Top                         |   |                           | 6.58 | 383.93 |
| R+65                          |   | W.L. Cherokee, N. of Mead |      |        |
| N. Curb Top                   |   |                           | 6.35 | 384.16 |
| " Bott.                       |   |                           | 6.8  |        |
| N <sup>1</sup> / <sub>4</sub> |   |                           | 6.5  |        |

390.51

36

| STA                           | + | H.I.   | -    | Elev.  |
|-------------------------------|---|--|------|--------|
| ☐                             |   |  | 6.3  |        |
| S <sup>1</sup> / <sub>4</sub> |   |  | 6.8  |        |
| S. Curb Bott.                 |   |  | 7.6  |        |
| " Top                         |   |  | 6.82 | 383.69 |
| R+77                          |   | W. Curb Cherokee, N. of Mead                       |      |        |
| W. Curb Top                   |   | } N.L. Mead  | 6.50 |        |
| " Bott.                       |   |  | 7.15 |        |
| +12'                          |   |  | 6.6  |        |
| N <sup>1</sup> / <sub>4</sub> |   |  | 6.4  |        |
| ☐                             |   |  | 6.45 |        |
| S <sup>1</sup> / <sub>4</sub> |   |  | 7.0  |        |
| S. Curb Bott.                 |   |  | 7.65 |        |
| " Top                         |   |  | 6.90 |        |
| R+86                          |   | W <sup>1</sup> / <sub>4</sub> Cherokee, N. of Mead |      |        |
| N.L. Mead                     |   |  | 6.6  |        |
| +12'                          |   |  | 6.4  |        |
| N <sup>1</sup> / <sub>4</sub> |   |  | 6.4  |        |
| ☐                             |   |  | 6.5  |        |
| S <sup>1</sup> / <sub>4</sub> |   |  | 7.0  |        |
| S. Curb Bott.                 |   |  | 7.7  |        |
| " Top                         |   |  | 7.0  |        |
| R+88 <sup>42</sup>            |   | W.L. Alleg Bl. 44, W.P. Herberts                   |      |        |
| N.L. Mead                     |   |  | 6.5  | 384.0  |
| +12'                          |   |  | 6.2  |        |
| N <sup>1</sup> / <sub>4</sub> |   |  | 6.5  |        |

390.51

| STA                | +                                  | H.I.                            | -    | Elev.  |
|--------------------|------------------------------------|---------------------------------|------|--------|
| ϕ                  |                                    |                                 | 6.5  |        |
| S 1/4              |                                    |                                 | 6.9  |        |
| S. Curb Bott.      |                                    |                                 | 7.7  |        |
| " Top              |                                    |                                 | 7.02 | 383.49 |
| W. Curb Bott.      | } Cherokee N. of Mead<br>S.L. Mead |                                 | 6.70 |        |
| " Top              |                                    |                                 | 6.70 |        |
| 2+95               |                                    | ϕ Cherokee, N. of Mead          |      |        |
| N.L. Mead          |                                    |                                 | 6.2  |        |
| +12'               |                                    |                                 | 6.3  |        |
| N 1/4              |                                    |                                 | 6.5  |        |
| ϕ                  |                                    |                                 | 6.6  |        |
| S 1/4              |                                    |                                 | 7.1  |        |
| +14'               |                                    |                                 | 7.7  |        |
| S.L. Mead          |                                    |                                 | 6.77 |        |
| 3+03 <sup>42</sup> |                                    | E.L. Alley Bl. 44, W.P. Herbert |      |        |
| N.L. Mead          |                                    |                                 | 6.6  |        |
| +12'               |                                    |                                 | 6.5  |        |
| N 1/4              |                                    |                                 | 6.5  |        |
| ϕ                  |                                    |                                 | 6.6  |        |
| S 1/4              |                                    |                                 | 7.15 |        |
| S. Curb Bott.      |                                    |                                 | 7.9  |        |
| " Top              |                                    |                                 | 7.05 | 383.46 |
| E. Curb Bott.      | } S.L. Mead                        |                                 | 6.85 |        |
| " Top              |                                    |                                 | 6.85 |        |

390.51

37

| STA           | + | H.I.                             | -           | Elev.   |
|---------------|---|----------------------------------|-------------|---------|
| 3+04          |   | E 1/4 Cherokee N. of Mead        |             |         |
| 3+13          |   | E. Curb Cherokee N. of Mead      |             |         |
|               |   | E. Curb Top                      | } N.L. Mead | 6.85    |
|               |   | " Bott.                          |             | 7.5     |
| +12'          |   |                                  |             | 7.15    |
| N 1/4         |   |                                  |             | 6.6     |
| ϕ             |   |                                  |             | 6.75    |
| S 1/4         |   |                                  |             | 7.2     |
| S. Curb Bott. |   |                                  |             | 8.0     |
| " Top         |   |                                  |             | 7.18    |
| 3+25          |   | E.L. Cherokee, N. of Mead = 0+00 |             |         |
|               |   | N. Curb Top                      |             | 6.75    |
|               |   | " Bott.                          |             | 7.6     |
|               |   | N 1/4                            |             | 7.0     |
|               |   | ϕ                                |             | 6.8     |
|               |   | S 1/4                            |             | 7.3     |
|               |   | S. Curb Bott.                    |             | 8.05    |
|               |   | " Top                            |             | 7.30    |
|               |   | B.M. NW Cor. Mead & Cherokee     |             | 383.21  |
|               |   | 1.05                             | 385.217     | 384.167 |
| 0+50          |   |                                  |             |         |
|               |   | N. Curb Top                      |             | 2.34    |
|               |   | " Bott.                          |             | 3.2     |
|               |   | N 1/4                            |             | 2.5     |
|               |   | ϕ                                |             | 2.4     |
|               |   |                                  |             | 382.98  |

38522

| STA                                 | + | H.I. | -    | Elev.  |
|-------------------------------------|---|------|------|--------|
| S <sup>1</sup> / <sub>4</sub>       |   |      | 2.0  |        |
| S. Curb Bott.                       |   |      | 3.3  |        |
| " Top                               |   |      | 2.78 | 382.44 |
| 1+00                                |   |      |      |        |
| N. Curb Top                         |   |      | 3.09 | 382.13 |
| " Bott.                             |   |      | 3.85 |        |
| N <sup>1</sup> / <sub>4</sub>       |   |      | 3.2  |        |
| ⊕                                   |   |      | 3.0  |        |
| S <sup>1</sup> / <sub>4</sub>       |   |      | 3.3  |        |
| S. Curb Bott.                       |   |      | 3.7  |        |
| " Top                               |   |      | 3.30 | 381.92 |
| 1+02 <sup>80</sup>                  |   |      |      |        |
| W.L. 37 <sup>th</sup> S. of Mead    |   |      |      |        |
| N. Curb Top                         |   |      | 3.10 | 382.12 |
| " Bott.                             |   |      | 3.9  |        |
| N <sup>1</sup> / <sub>4</sub>       |   |      | 3.2  |        |
| ⊕                                   |   |      | 3.0  |        |
| S <sup>1</sup> / <sub>4</sub>       |   |      | 3.3  |        |
| S. Curb Bott.                       |   |      | 3.60 |        |
| " Top                               |   |      | 3.28 | 381.94 |
| 1+14 <sup>80</sup>                  |   |      |      |        |
| W. Curb 37 <sup>th</sup> S. of Mead |   |      |      |        |
| N. Curb Top                         |   |      | 3.25 |        |
| " Bott.                             |   |      | 3.85 |        |
| N <sup>1</sup> / <sub>4</sub>       |   |      | 3.45 |        |
| ⊕                                   |   |      | 3.2  |        |
| S <sup>1</sup> / <sub>4</sub>       |   |      | 3.4  |        |

38522

38

| STA   | + | H.I. | -    | Elev.  |
|---|---|------|------|--------|
| +14'  |   |      | 3.5  |        |
| W. Curb Bott. } S.L. Mead                                 |   |      | 3.65 |        |
| " Top }   |   |      | 3.34 |        |
| 1+25 <sup>00</sup>  |   |      |      |        |
| W.L. Alleg Bl. "D" Teralta Hts.                           |   |      |      |        |
| W. Curb Top } N.L. Mead                                   |   |      | 3.15 |        |
| " Bott. }   |   |      | 3.15 |        |
| N. Curb Top   |   |      | 3.43 | 381.79 |
| " Bott.   |   |      | 3.8  |        |
| N <sup>1</sup> / <sub>4</sub>                             |   |      | 3.55 |        |
| ⊕   |   |      | 3.4  |        |
| S <sup>1</sup> / <sub>4</sub>                             |   |      | 3.4  |        |
| +14'  |   |      | 3.9  |        |
| S.L. Mead   |   |      | 3.95 |        |
| 1+28 <sup>80</sup>  |   |      |      |        |
| W <sup>1</sup> / <sub>4</sub> 37 <sup>th</sup> S. of Mead |   |      |      |        |
| N.L. Mead   |   |      | 3.22 |        |
| +12'  |   |      | 3.9  |        |
| N <sup>1</sup> / <sub>4</sub>                             |   |      | 3.6  |        |
| ⊕   |   |      | 3.45 |        |
| S <sup>1</sup> / <sub>4</sub>                             |   |      | 3.45 |        |
| +14'  |   |      | 3.8  |        |
| S.L. Mead   |   |      | 4.0  |        |
| 1+40  |   |      |      |        |
| E.L. Alleg, Bl. "D" Teralta Hts.                          |   |      |      |        |
| E. Curb Top } N.L. Mead                                   |   |      | 3.41 |        |
| " Bott. }   |   |      | 3.41 |        |
| N. Curb Top   |   |      | 3.62 | 381.60 |

| STA  | + | H.I. | -    | Elev. |
|--|---|------|------|-------|
|  |   |      | 4.2  |       |
| N. Curb Bott.  |   |      | 3.8  |       |
| N <sup>1</sup> / <sub>4</sub>  |   |      | 3.55 |       |
| ¢  |   |      | 3.6  |       |
| S <sup>1</sup> / <sub>4</sub>  |   |      | 3.85 |       |
| +14'   |   |      | 4.0  |       |
| S.L. Mead  |   |      |      |       |
| 1+42 <sup>80</sup> ¢ 37 <sup>th</sup> S. of Mead                             |   |      |      |       |
| N. Curb Top  |   |      | 3.68 |       |
| " Bott.  |   |      | 4.35 |       |
| N <sup>1</sup> / <sub>4</sub>  |   |      | 3.85 |       |
| ¢  |   |      | 3.55 |       |
| S <sup>1</sup> / <sub>4</sub>  |   |      | 3.55 |       |
| +14'   |   |      | 3.8  |       |
| S.L. Mead  |   |      | 4.05 |       |
| 1+56 <sup>80</sup> E <sup>1</sup> / <sub>4</sub> 37 <sup>th</sup> S. of Mead |   |      |      |       |
| N. Curb Top  |   |      | 3.84 |       |
| " Bott.  |   |      | 4.5  |       |
| N <sup>1</sup> / <sub>4</sub>  |   |      | 4.2  |       |
| ¢  |   |      | 3.7  |       |
| S <sup>1</sup> / <sub>4</sub>  |   |      | 3.8  |       |
| +14'   |   |      | 4.3  |       |
| S.L. Mead  |   |      | 4.6  |       |
| 1+70 <sup>80</sup> E. Curb 37 <sup>th</sup> S. of Mead                       |   |      |      |       |
| N. Curb Top  |   |      | 4.05 |       |
| " Bott.  |   |      | 4.6  |       |

385.22

39

| STA   | + | H.I. | -    | Elev.  |
|---|---|------|------|--------|
|   |   |      | 4.4  |        |
| N <sup>1</sup> / <sub>4</sub>                       |   |      | 3.85 |        |
| ¢   |   |      | 4.3  |        |
| S <sup>1</sup> / <sub>4</sub>                       |   |      | 4.95 |        |
| +14'  |   |      | 5.1  |        |
| E. Curb Bott. } S.L. Mead                           |   |      | 4.77 |        |
| " Top   |   |      |      |        |
| 1+82 <sup>80</sup> E.L. 37 <sup>th</sup> S. of Mead |   |      |      |        |
| N. Curb Top   |   |      | 4.26 | 380.96 |
| " Bott.   |   |      | 4.85 |        |
| N <sup>1</sup> / <sub>4</sub>                       |   |      | 4.6  |        |
| ¢   |   |      | 4.2  |        |
| S <sup>1</sup> / <sub>4</sub>                       |   |      | 4.55 |        |
| S. Curb Bott.                                       |   |      | 4.35 |        |
| " Top   |   |      | 4.92 | 380.30 |
| 2+00  |   |      |      |        |
| N. Curb Top   |   |      | 4.45 | 380.77 |
| " Bott.   |   |      | 5.1  |        |
| N <sup>1</sup> / <sub>4</sub>                       |   |      | 4.7  |        |
| ¢   |   |      | 4.6  |        |
| S <sup>1</sup> / <sub>4</sub>                       |   |      | 4.9  |        |
| S. Curb Bott.                                       |   |      | 5.85 |        |
| " Top   |   |      | 5.22 | 380.00 |
| 2+50  |   |      |      |        |
| N. Curb Top   |   |      | 5.08 | 380.14 |
| " Bott.   |   |      | 5.5  |        |



385.22

| STA  | + | H.I.     | -    | Elev.  |
|--|---|----------|------|--------|
| N 1/4  |   |          | 5.3  |        |
| ☐  |   |          | 5.3  |        |
| S 1/4  |   |          | 5.9  |        |
| S. Curb Bott.  |   |          | 6.5  |        |
| " Top  |   |          | 5.85 | 379.37 |
| 2+65 <sup>00</sup> W.L. 37 <sup>th</sup> N. of Mead    |   |          |      |        |
| N. Curb Top  |   |          | 5.18 | 380.04 |
| " Bott.  |   |          | 6.05 |        |
| N 1/4  |   |          | 5.5  |        |
| ☐  |   |          | 5.55 |        |
| S 1/4  |   |          | 6.0  |        |
| S. Curb Bott.  |   |          | 6.8  |        |
| " Top  |   |          | 6.04 | 379.18 |
| 2+77 <sup>00</sup> W. Curb 37 <sup>th</sup> N. of Mead |   |          |      |        |
| W. Curb Top  |   |          | 5.23 |        |
| " Bott.  |   |          | 6.0  |        |
| +12'   |   |          | 5.35 |        |
| N 1/4  |   |          | 5.6  |        |
| ☐  |   |          | 5.7  |        |
| S 1/4  |   |          | 6.1  |        |
| S. Curb Bott.  |   |          |      |        |
| " Top  |   | Driveway | 6.74 |        |
| 2+86 <sup>00</sup> W 1/4 37 <sup>th</sup> N. of Mead   |   |          |      |        |
| N.L. Mead  |   |          | 5.3  |        |
| +12'   |   |          | 5.25 |        |

385.22

40

| STA  | + | H.I. | -    | Elev. |
|--|---|------|------|-------|
| N 1/4  |   |      | 5.55 |       |
| ☐  |   |      | 5.9  |       |
| S 1/4  |   |      | 6.3  |       |
| S. Curb Bott.  |   |      | 7.0  |       |
| " Top  |   |      | 6.27 |       |
| 2+95 <sup>00</sup> ☐ 37 <sup>th</sup> N. of Mead     |   |      |      |       |
| N.L. Mead  |   |      | 5.3  |       |
| +12'   |   |      | 5.35 |       |
| N 1/4  |   |      | 5.55 |       |
| ☐  |   |      | 6.05 |       |
| S 1/4  |   |      | 6.4  |       |
| S. Curb Bott.  |   |      | 6.15 |       |
| " Top  |   |      | 6.27 |       |
| 3+04 <sup>00</sup> E 1/4 37 <sup>th</sup> N. of Mead |   |      |      |       |
| N.L. Mead  |   |      | 5.6  |       |
| +12'   |   |      | 5.5  |       |
| N 1/4  |   |      | 5.65 |       |
| ☐  |   |      | 6.1  |       |
| S 1/4  |   |      | 6.35 |       |
| S. Curb Bott.  |   |      | 7.05 |       |
| " Top  |   |      | 6.33 |       |
| 3+07 <sup>80</sup> W.L. Alley Bl. 45 W.P. Herberts   |   |      |      |       |
| N.L. Mead  |   |      | 5.7  |       |
| +12'   |   |      | 5.8  |       |
| N 1/4  |   |      | 5.7  |       |

385.22

| STA                           | r                | H.l.          | - | Elev. |
|-------------------------------|------------------|---------------|---|-------|
| ϕ                             |                  |               |   | 6.1   |
| S <sup>1</sup> / <sub>4</sub> |                  |               |   | 6.45  |
| S. Curb Bott.                 |                  |               |   | 6.9   |
| " Top                         |                  |               |   | 6.35  |
| W. Curb Bott.                 | } S.L. Mead      |               |   | 6.16  |
| " Top                         |                  |               |   | 6.16  |
| 3+13 <sup>00</sup> E. Curb    | 37 <sup>th</sup> | N. of Mead    |   |       |
| E. Curb Top                   |                  |               |   | 5.54  |
| " Bott.                       |                  |               |   | 5.7   |
| +12'                          |                  |               |   | 6.1   |
| N <sup>1</sup> / <sub>4</sub> |                  |               |   | 5.8   |
| ϕ                             |                  |               |   | 6.2   |
| S <sup>1</sup> / <sub>4</sub> |                  |               |   | 6.4   |
| +14'                          |                  |               |   | 7.05  |
| S.L. Mead                     |                  |               |   | 6.3   |
| 3+22 <sup>80</sup> E.L. Alleg | Bl. 45           | W.P. Herberts |   |       |
| N. Curb Top                   |                  |               |   | 5.63  |
| " Bott.                       |                  |               |   | 5.8   |
| N <sup>1</sup> / <sub>4</sub> |                  |               |   | 6.3   |
| ϕ                             |                  |               |   | 6.3   |
| S <sup>1</sup> / <sub>4</sub> |                  |               |   | 6.4   |
| S. Curb Bott.                 |                  |               |   | 7.1   |
| " Top                         |                  |               |   | 6.74  |
| E. Curb Bott.                 | } S.L. Mead      |               |   | 6.57  |
| " Top                         |                  |               |   | 6.57  |

385.22

41

| STA                                      | r | H.l.       | -      | Elev. |
|--|---|------------|--------|-------|
| 3+25 <sup>00</sup> E.L. 37 <sup>th</sup> |   | N. of Mead | = 0+00 |       |
| N. Curb Top                              |   |            |        | 5.65  |
| " Bott.                                  |   |            |        | 6.5   |
| N <sup>1</sup> / <sub>4</sub>            |   |            |        | 6.4   |
| ϕ  |   |            |        | 6.3   |
| S <sup>1</sup> / <sub>4</sub>            |   |            |        | 6.45  |
| S. Curb Bott.                            |   |            |        | 7.25  |
| " Top                                    |   |            |        | 6.74  |
| 0+50                                     |   |            |        |       |
| N. Curb Top                              |   |            |        | 6.48  |
| " Bott.                                  |   |            |        | 7.25  |
| N <sup>1</sup> / <sub>4</sub>            |   |            |        | 7.2   |
| ϕ  |   |            |        | 6.9   |
| S <sup>1</sup> / <sub>4</sub>            |   |            |        | 7.2   |
| S. Curb Bott.                            |   |            |        | 8.3   |
| " Top                                    |   |            |        | 7.37  |
| 1+00                                     |   |            |        |       |
| N. Curb Top                              |   |            |        | 7.58  |
| " Bott.                                  |   |            |        | 8.15  |
| N <sup>1</sup> / <sub>4</sub>            |   |            |        | 7.85  |
| ϕ  |   |            |        | 7.70  |
| S <sup>1</sup> / <sub>4</sub>            |   |            |        | 7.8   |
| S. Curb Bott.                            |   |            |        | 8.7   |
| " Top                                    |   |            |        | 8.15  |

377.07

| STA                | +                                       | H.I.                    | -    | Elev.  |
|--------------------|---|-------------------------|------|--------|
| 1+22 <sup>80</sup> | W.L. McClinton                          | N & S of Mead           |      |        |
|                    | N. Curb Top                             |                         | 8.00 | 377.22 |
|                    | " Bott.                                 |                         | 8.05 |        |
|                    | N <sup>1</sup> / <sub>4</sub>           |                         | 7.95 |        |
|                    | ¢                                       |                         | 7.90 |        |
|                    | S <sup>1</sup> / <sub>4</sub>           |                         | 7.75 |        |
|                    | S. Curb Bott.                           |                         | 8.80 |        |
|                    | " Top                                   |                         | 8.37 | 376.85 |
| 1+34 <sup>80</sup> | W. Curb                                 | McClinton N & S of Mead |      |        |
|                    | W. Curb Top                             | } N.L. Mead             | 7.92 |        |
|                    | " Bott.                                 |                         | 8.2  |        |
|                    | +12'                                    |                         | 8.1  |        |
|                    | N <sup>1</sup> / <sub>4</sub>           |                         | 8.0  |        |
|                    | ¢                                       |                         | 8.0  |        |
|                    | S <sup>1</sup> / <sub>4</sub>           |                         | 7.8  |        |
|                    | +14'                                    |                         | 8.6  |        |
|                    | W. Curb Bott.                           | } S.L. Mead             | 8.85 |        |
|                    | " Top                                   |                         | 8.44 |        |
| 1+43 <sup>80</sup> | W <sup>1</sup> / <sub>4</sub> McClinton | N & S Mead              |      |        |
|                    | N.L. Mead                               |                         | 8.1  |        |
|                    | +12'                                    |                         | 8.3  |        |
|                    | N <sup>1</sup> / <sub>4</sub>           |                         | 8.0  |        |
|                    | ¢                                       |                         | 8.0  |        |
|                    | S <sup>1</sup> / <sub>4</sub>           |                         | 7.85 |        |
|                    | +14'                                    |                         | 8.2  |        |

| STA                | +                                       | H.I.                      | -    | Elev. |
|--------------------|---|---------------------------|------|-------|
|                    | S.L. Mead                               |                           | 8.4  |       |
| 1+52 <sup>80</sup> | ¢                                       | McClinton N & S of Mead   |      |       |
|                    | N.L. Mead                               |                           | 8.2  |       |
|                    | +12'                                    |                           | 8.2  |       |
|                    | N <sup>1</sup> / <sub>4</sub>           |                           | 8.05 |       |
|                    | ¢                                       |                           | 8.05 |       |
|                    | S <sup>1</sup> / <sub>4</sub>           |                           | 7.8  |       |
|                    | +14'                                    |                           | 8.2  |       |
|                    | S.L. Mead                               |                           | 8.35 |       |
| 1+61 <sup>80</sup> | E <sup>1</sup> / <sub>4</sub> McClinton | N & S. of Mead            |      |       |
|                    | Beginning of 52' betw. Curb & 14' S.W.  |                           |      |       |
|                    | N.L. Mead                               |                           | 8.65 |       |
|                    | +14'                                    |                           | 8.45 |       |
|                    | N <sup>1</sup> / <sub>4</sub>           |                           | 8.3  |       |
|                    | ¢                                       |                           | 8.2  |       |
|                    | S <sup>1</sup> / <sub>4</sub>           |                           | 8.2  |       |
|                    | +13'                                    |                           | 8.65 |       |
|                    | S.L. Mead                               |                           | 8.9  |       |
| 1+70 <sup>80</sup> | E Curb                                  | McClinton, N & S. of Mead |      |       |
|                    | E. Curb Top                             | } N.L. Mead               | 8.72 |       |
|                    | " Bott.                                 |                           | 9.15 |       |
|                    | +14'                                    |                           | 9.15 |       |
|                    | N <sup>1</sup> / <sub>4</sub>           |                           | 8.5  |       |
|                    | ¢                                       |                           | 8.4  |       |
|                    | S <sup>1</sup> / <sub>4</sub>           |                           | 8.45 |       |

385.22

| STA  | +   | H.I.    | -    | Elev.   |
|--|---|---------|------|---------|
| +13'                                       |   |         | 9.1  |         |
| E. Curb Top                                | } S.L. Mead                                       |         | 8.94 |         |
| " Bott.                                    |   |         | 9.25 |         |
| 1+87 <sup>80</sup>                         | E.L. M <sup>c</sup> Clintock N & S of Mead = 0+00 |         |      |         |
| N. Curb Top                                |   |         | 8.66 | 376.56  |
| " Bott.                                    |   |         | 9.4  |         |
| N <sup>1</sup> / <sub>4</sub>              |   |         | 8.8  |         |
| ⊥  |   |         | 8.6  |         |
| S <sup>1</sup> / <sub>4</sub>              |   |         | 8.7  |         |
| S. Curb Bott.                              |   |         | 9.65 |         |
| " Top.                                     |   |         | 9.03 | 376.19  |
| BM. NW Cor. Mead & M <sup>c</sup> Clintock |   |         |      | 377.406 |
|  | 0:91  | 378.316 |      |         |
| 0+50                                       |   |         |      |         |
| N. Curb Top                                |   |         | 2.28 | 376.04  |
| " Bott.                                    |   |         | 3.0  |         |
| N <sup>1</sup> / <sub>4</sub>              |   |         | 2.5  |         |
| ⊥  |   |         | 2.4  |         |
| S <sup>1</sup> / <sub>4</sub>              |   |         | 2.75 |         |
| S. Curb Bott.                              |   |         | 3.6  |         |
| " Top                                      |   |         | 2.77 | 375.55  |
| 1+00                                       |   |         |      |         |
| N. Curb Top                                |   |         | 2.84 | 375.48  |
| " Bott.                                    |   |         | 3.55 |         |
| N <sup>1</sup> / <sub>4</sub>              |   |         | 3.0  |         |

378.32

43

| STA                           | +                                | H.I. | -    | Elev.  |
|-------------------------------|----------------------------------|------|------|--------|
| ⊥                             |                                  |      | 3.0  |        |
| S <sup>1</sup> / <sub>4</sub> |                                  |      | 3.5  |        |
| S. Curb Bott.                 |                                  |      | 4.1  |        |
| " Top                         |                                  |      | 3.36 | 374.96 |
| 1+25                          | W.L. Alley 67 & 46 W.P. Herbert  |      |      |        |
| W. Curb Top                   | } N.L. Mead                      |      | 2.79 |        |
| " Bott.                       |                                  |      | 2.79 |        |
| N. Curb Top                   |                                  |      | 3.03 | 375.29 |
| " Bott.                       |                                  |      | 3.7  |        |
| N <sup>1</sup> / <sub>4</sub> |                                  |      | 3.3  |        |
| ⊥                             |                                  |      | 3.3  |        |
| S <sup>1</sup> / <sub>4</sub> |                                  |      | 3.7  |        |
| S. Curb Bott.                 |                                  |      | 4.2  |        |
| " Top                         |                                  |      | 3.64 | 374.68 |
| W. Curb Top                   | } S.L. Mead                      |      | 3.61 |        |
| " Bott.                       |                                  |      | 3.61 |        |
| 1+40                          | E.L. Alley 67 & 46 W.P. Herberts |      |      |        |
| E. Curb Top                   | } N.L. Mead                      |      | 2.98 |        |
| " Bott.                       |                                  |      | 2.98 |        |
| N. Curb Top                   |                                  |      | 3.29 | 375.03 |
| " Bott.                       |                                  |      | 3.9  |        |
| N <sup>1</sup> / <sub>4</sub> |                                  |      | 3.5  |        |
| ⊥                             |                                  |      | 3.4  |        |
| S <sup>1</sup> / <sub>4</sub> |                                  |      | 3.85 |        |
| S. Curb Bott.                 |                                  |      | 4.4  |        |

378.32

| STA                           | +           | H.I. | -    | Elev.  |
|-------------------------------|-------------|------|------|--------|
| S. Curb Top                   |             |      | 3.92 | 374.40 |
| E. Curb Top                   | } S.L. Mead |      | 3.64 |        |
| " Bott.                       |             |      | 3.64 |        |
| 1+50                          |             |      |      |        |
| N. Curb Top                   |             |      | 3.36 | 374.96 |
| " Bott.                       |             |      | 4.05 |        |
| N <sup>1</sup> / <sub>4</sub> |             |      | 3.6  |        |
| ☐                             |             |      | 3.55 |        |
| S <sup>1</sup> / <sub>4</sub> |             |      | 3.95 |        |
| S. Curb Bott.                 |             |      | 4.8  |        |
| " Top                         |             |      | 4.01 | 374.31 |
| 2+00                          |             |      |      |        |
| N. Curb Top                   |             |      | 3.79 | 374.53 |
| " Bott.                       |             |      | 4.5  |        |
| N <sup>1</sup> / <sub>4</sub> |             |      | 4.15 |        |
| ☐                             |             |      | 4.15 |        |
| S <sup>1</sup> / <sub>4</sub> |             |      | 4.45 |        |
| S. Curb Bott.                 |             |      | 5.35 |        |
| " Top                         |             |      | 4.68 | 373.64 |
| 2+50                          |             |      |      |        |
| N. Curb Top                   |             |      | 4.23 | 374.09 |
| " Bott.                       |             |      | 4.80 |        |
| N <sup>1</sup> / <sub>4</sub> |             |      | 4.65 |        |
| ☐                             |             |      | 4.7  |        |
| S <sup>1</sup> / <sub>4</sub> |             |      | 5.15 |        |

378.32

44

| STA  | +           | H.I. | -    | Elev.  |
|--|-------------|------|------|--------|
| S. Curb Bott.  |             |      | 6.0  |        |
| " Top  |             |      | 5.31 | 373.01 |
| 2+65   |             |      |      |        |
| W.L. 38 <sup>th</sup> N & S of Mead                            |             |      |      |        |
| N. Curb Top  |             |      | 4.29 | 374.03 |
| " Bott.  |             |      | 4.8  |        |
| N <sup>1</sup> / <sub>4</sub>                                  |             |      | 4.8  |        |
| ☐  |             |      | 4.8  |        |
| S <sup>1</sup> / <sub>4</sub>                                  |             |      | 5.1  |        |
| S. Curb Bott.  |             |      | 5.8  |        |
| " Top  |             |      | 5.36 | 372.96 |
| 2+79   |             |      |      |        |
| W. Curb 38 <sup>th</sup> N. & S. of Mead                       |             |      |      |        |
| W. Curb Top  | } N.L. Mead |      | 4.32 |        |
| " Bott.  |             |      | 5.4  |        |
| N. Curb Top  |             |      | 5.1  |        |
| +14' Bott.   |             |      | 5.0  |        |
| N <sup>1</sup> / <sub>4</sub>                                  |             |      | 5.2  |        |
| ☐  |             |      | 5.4  |        |
| S <sup>1</sup> / <sub>4</sub>                                  |             |      | 5.7  |        |
| +13'   |             |      | 5.90 |        |
| W. Curb Top  | } S.L. Mead |      | 6.15 |        |
| " Bott.  |             |      |      |        |
| 2+87   |             |      |      |        |
| W <sup>1</sup> / <sub>4</sub> 38 <sup>th</sup> N. & S. of Mead |             |      |      |        |
| N.L. Mead  |             |      | 5.1  |        |
| +14'   |             |      | 5.1  |        |

378.32

| STA                           | +  | H.I.            | -    | Elev.  |
|-------------------------------|--|-----------------|------|--------|
| N <sup>1</sup> / <sub>4</sub> |  |                 | 5.2  |        |
| ☒                             |  |                 | 5.4  |        |
| S <sup>1</sup> / <sub>4</sub> |  |                 | 5.75 |        |
| +13'                          |  |                 | 5.5  |        |
| S.L. Mead                     |  |                 | 5.75 |        |
| 2+95                          | ☒ 38 <sup>th</sup>                             | N & S of Mead   |      |        |
| N.L. Mead                     |  |                 | 5.0  |        |
| +14'                          |  |                 | 5.1  |        |
| N <sup>1</sup> / <sub>4</sub> |  |                 | 5.1  |        |
| ☒                             |  |                 | 5.3  |        |
| S <sup>1</sup> / <sub>4</sub> |  |                 | 5.3  |        |
| +13'                          |  |                 | 5.3  |        |
| S.L. Mead                     |  |                 | 5.5  |        |
| 3+03                          | E <sup>1</sup> / <sub>4</sub> 38 <sup>th</sup> | N. & S. of Mead |      |        |
| N.L. Mead                     |  |                 | 5.05 |        |
| +14'                          |  |                 | 5.1  |        |
| N <sup>1</sup> / <sub>4</sub> |  |                 | 5.1  |        |
| ☒                             |  |                 | 5.4  |        |
| S <sup>1</sup> / <sub>4</sub> |  |                 | 5.8  |        |
| +13'                          |  |                 | 5.6  |        |
| S.L. Mead                     |  |                 | 5.45 |        |
| 3+11                          | E. Curb 38 <sup>th</sup>                       | N & S of Mead   |      |        |
| E. Curb Top                   | }  | N.L. Mead       | 4.81 | 373.52 |
| " Bott.                       |  |                 | 5.65 |        |

378.32

45

| STA                           | +                     | H.I.            | -    | Elev.  |
|-------------------------------|-----------------------|-----------------|------|--------|
| +14'                          |                       |                 | 5.25 |        |
| N <sup>1</sup> / <sub>4</sub> |                       |                 | 5.15 |        |
| ☒                             |                       |                 | 5.3  |        |
| S <sup>1</sup> / <sub>4</sub> |                       |                 | 5.9  |        |
| +13'                          |                       |                 | 5.9  |        |
| E. Curb Bott.                 | }                     | S.L. Mead       | 5.9  |        |
| " Top                         |                       |                 | 5.75 |        |
| 3+25                          | E.L. 38 <sup>th</sup> | N. & S. of Mead | =    | 0+00   |
| N. Curb Top                   |                       |                 | 4.88 | 373.44 |
| " Bott.                       |                       |                 | 5.4  |        |
| N <sup>1</sup> / <sub>4</sub> |                       |                 | 5.2  |        |
| ☒                             |                       |                 | 5.2  |        |
| S <sup>1</sup> / <sub>4</sub> |                       |                 | 5.5  |        |
| S. Curb Bott.                 |                       |                 | 6.55 |        |
| " Top                         |                       |                 | 5.82 | 372.50 |
| 0+50                          |                       |                 |      |        |
| N. Curb Top                   |                       |                 | 5.64 | 372.60 |
| " Bott.                       |                       |                 | 6.4  |        |
| N <sup>1</sup> / <sub>4</sub> |                       |                 | 6.0  |        |
| ☒                             |                       |                 | 5.85 |        |
| S <sup>1</sup> / <sub>4</sub> |                       |                 | 6.3  |        |
| S. Curb Bott.                 |                       |                 |      |        |
| " Top                         |                       |                 |      |        |
|                               |                       | Driveway        | 6.97 |        |

378.32

| STA           | +                        | H.I.          | -    | Elev.  |
|---------------|--------------------------|---------------|------|--------|
| 1+00          |                          |               |      |        |
| N. Curb Top   |                          |               | 6.38 | 371.94 |
| " Bott.       |                          |               | 7.1  |        |
| N/4           |                          |               | 6.6  |        |
| ☒             |                          |               | 6.5  |        |
| S/4           |                          |               | 6.9  |        |
| S. Curb Bott. |                          |               | 7.9  |        |
| " Top         |                          |               | 7.06 | 371.26 |
| 1+25          | W.L. Alleys Blk. 66 & 47 | W.P. Herberts |      |        |
| W. Curb Top   | } N.L. Mead              |               | 6.40 |        |
| " Bott.       |                          |               | 6.49 |        |
| N. Curb Top   |                          |               | 6.53 | 371.79 |
| " Bott.       |                          |               | 7.2  |        |
| N/4           |                          |               | 7.0  |        |
| ☒             |                          |               | 7.0  |        |
| S/4           |                          |               | 7.4  |        |
| S. Curb Bott  |                          |               | 8.2  |        |
| " Top         |                          |               | 7.49 | 370.83 |
| W. Curb Top   | } S.L. Mead              |               | 7.11 |        |
| " Bott.       |                          |               | 7.15 |        |
| 1+40          | E.L. Alley Blk. 66 & 47  | W.P. Herberts |      |        |
| E. Curb Top   | } N.L. Mead              |               | 6.57 |        |
| " Bott.       |                          |               | 6.7  |        |
| N. Curb Top   |                          |               | 6.89 | 371.43 |
| " Bott.       |                          |               | 7.4  |        |

378.32

16

| STA           | +           | H.I. | - | Elev. |
|---------------|-------------|------|---|-------|
| N/4           |             |      |   | 7.3   |
| ☒             |             |      |   | 7.3   |
| S/4           |             |      |   | 7.7   |
| S. Curb Bott. |             |      |   | 8.3   |
| " Top         |             |      |   | 7.56  |
| E. Curb Bott. | } S.L. Mead |      |   | 7.44  |
| " Top         |             |      |   | 7.55  |
| 1+50          |             |      |   |       |
| N. Curb Top   |             |      |   | 7.02  |
| " Bott.       |             |      |   | 7.8   |
| N/4           |             |      |   | 7.4   |
| ☒             |             |      |   | 7.3   |
| S/4           |             |      |   | 7.8   |
| S. Curb Bott. |             |      |   | 8.46  |
| " Top         | Driveway    |      |   | 8.18  |
| 2+00          |             |      |   |       |
| N. Curb Top   |             |      |   | 7.78  |
| " Bott.       |             |      |   | 8.5   |
| N/4           |             |      |   | 8.1   |
| ☒             |             |      |   | 8.0   |
| S/4           |             |      |   | 8.4   |
| S. Curb Bott. |             |      |   | 9.0   |
| " Top         |             |      |   | 8.38  |

37076

371.29

370.54

369.94

378.32

| STA                                   | +    | H.I.    | -    | Elev.                         |
|---------------------------------------|------|---------|------|-------------------------------|
| R+50                                  |      |         |      |                               |
| N. Curb Top                           |      |         | 8.50 | 369.82                        |
| " Bolt.                               |      |         | 9.1  |                               |
| N <sup>1</sup> / <sub>4</sub>         |      |         | 8.6  |                               |
| ☐                                     |      |         | 8.6  |                               |
| S <sup>1</sup> / <sub>4</sub>         |      |         | 8.8  |                               |
| S. Curb Bolt.                         |      |         | 9.7  |                               |
| " Top                                 |      |         | 8.96 | 369.36                        |
| R+65                                  |      |         |      |                               |
| W.L. 39 <sup>th</sup> N. & S. of Mead |      |         |      |                               |
| N. Curb Top                           |      |         | 8.70 | 369.62                        |
| " Bolt. Pavement                      |      |         | 9.29 | 369.03                        |
| N <sup>1</sup> / <sub>4</sub>         |      |         | 9.17 |                               |
| ☐                                     |      |         | 9.08 |                               |
| S <sup>1</sup> / <sub>4</sub>         |      |         | 9.22 |                               |
| S. Curb Bolt.                         |      |         | 9.75 | 368.57                        |
| " Top                                 |      |         | 9.11 | 369.21                        |
|                                       |      |         |      | 39 <sup>th</sup> Street Paved |
| B.M. NW. Cor. Mead & 39 <sup>th</sup> |      |         |      | 369.765                       |
|                                       | 4.00 | 373.765 |      |                               |
| O+00                                  |      |         |      |                               |
| E.L. 39 <sup>th</sup> N & S of Mead   |      |         |      |                               |
| N. Curb Top                           |      |         | 4.32 | 369.44                        |
| " Bolt. Pavement                      |      |         | 4.98 | 368.79                        |
| N <sup>1</sup> / <sub>4</sub>         |      |         | 4.75 |                               |
| ☐                                     |      |         | 4.73 |                               |
| S <sup>1</sup> / <sub>4</sub>         |      |         | 4.99 |                               |

373.77

+7

| STA                                 | + | H.I. | -    | Elev.  |
|-------------------------------------|---|------|------|--------|
|                                     |   |      |      |        |
| S Curb Bolt. Pavement               |   |      | 5.51 | 368.26 |
| " Top                               |   |      | 4.93 | 368.84 |
| O+50                                |   |      |      |        |
| N. Curb Top                         |   |      | 4.44 | 369.33 |
| " Bolt.                             |   |      | 5.1  |        |
| N <sup>1</sup> / <sub>4</sub>       |   |      | 4.65 |        |
| ☐                                   |   |      | 4.6  |        |
| S <sup>1</sup> / <sub>4</sub>       |   |      | 4.9  |        |
| S. Curb Bolt.                       |   |      | 6.0  |        |
| " Top                               |   |      | 5.21 | 368.56 |
| 1+00                                |   |      |      |        |
| N. Curb Top                         |   |      | 4.40 | 369.37 |
| " Bolt.                             |   |      | 5.2  |        |
| N <sup>1</sup> / <sub>4</sub>       |   |      | 4.7  |        |
| ☐                                   |   |      | 4.75 |        |
| S <sup>1</sup> / <sub>4</sub>       |   |      | 5.3  |        |
| S. Curb Bolt.                       |   |      | 6.4  |        |
| " Top                               |   |      | 5.52 | 368.25 |
| 1+25 <sup>00</sup>                  |   |      |      |        |
| W.L. Alley Bl. 65 & 48 W.P. Herbert |   |      |      |        |
| W. Curb Top                         |   |      | 3.99 |        |
| " Bolt. } N.L. Mead                 |   |      | 4.05 |        |
| N. Curb Top                         |   |      | 4.41 | 369.36 |
| " Bolt.                             |   |      | 4.9  |        |
| N <sup>1</sup> / <sub>4</sub>       |   |      | 4.7  |        |
| ☐                                   |   |      | 4.9  |        |



373.77

| STA           | +                                    | H.I. | -    | Elev.           |
|---------------|--------------------------------------|------|------|-----------------|
| S 1/4         |                                      |      | 5.3  |                 |
| S. Curb Bott. |                                      |      | 6.1  |                 |
| " Top         |                                      |      | 5.51 | 368.26          |
| W. Curb Top   | } S.L. Mead                          |      | 5.41 |                 |
| " Bott.       |                                      |      | 5.7  |                 |
| 1+40          | E.L. Alley Bl. 65 & 48 W.P. Herberts |      |      |                 |
| E. Curb Top   | } N.L. Mead                          |      | 4.0  |                 |
| " Bott.       |                                      |      | 4.2  |                 |
| N. Curb Top   |                                      |      | 4.37 | 369.40          |
| " Bott.       |                                      |      | 5.0  |                 |
| N 1/4         |                                      |      | 4.6  |                 |
| ⊕             |                                      |      | 5.0  |                 |
| S 1/4         |                                      |      | 5.15 |                 |
| S. Curb Bott. |                                      |      | 6.0  |                 |
| " Top         |                                      |      | 5.59 | 368.18          |
| E. Curb Top   | } S.L. Mead                          |      | 5.35 |                 |
| " Bott.       |                                      |      | 5.4  |                 |
| 1+50          |                                      |      |      |                 |
| N. Curb Top   |                                      |      | 4.38 | 369.39          |
| " Bott.       |                                      |      | 5.15 |                 |
| N 1/4         |                                      |      | 4.7  |                 |
| ⊕             |                                      |      | 4.9  |                 |
| S 1/4         |                                      |      | 5.4  |                 |
| S. Curb Bott. |                                      |      | 6.3  |                 |
| " Top         |                                      |      |      | Curb Broken out |

373.77

48

| STA           | +                                     | H.I. | -    | Elev.                                   |
|---------------|---------------------------------------|------|------|---|
| R+00          |                                       |      |      |   |
| N. Curb Top   |                                       |      | 4.25 | 369.52                                  |
| " Bott.       |                                       |      | 4.9  |   |
| N 1/4         |                                       |      | 5.0  |   |
| ⊕             |                                       |      | 4.9  |   |
| S 1/4         |                                       |      | 5.6  |   |
| S. Curb Bott. |                                       |      | 6.4  |   |
| " Top         |                                       |      | 5.71 | 368.06                                  |
| R+50          |                                       |      |      |   |
| N. Curb Top   |                                       |      | 4.15 | 369.62                                  |
| " Bott.       |                                       |      | 5.05 |   |
| N 1/4         |                                       |      | 5.0  |   |
| ⊕             |                                       |      | 5.0  |   |
| S 1/4         |                                       |      | 5.4  |   |
| S. Curb Bott. |                                       |      | 6.4  |   |
| " Top         |                                       |      | 5.8  | 368.0                                   |
| R+65          | W.L. 40 <sup>th</sup> N. & S. of Mead |      |      |   |
| N. Curb Top   |                                       |      | 4.11 | 369.66                                  |
| " Bott.       |                                       |      | 5.2  | 368.57                                  |
| N 1/4         |                                       |      | 5.3  |   |
| ⊕             |                                       |      | 5.55 |   |
| S 1/4         |                                       |      | 6.1  |   |
| S. Curb Bott. |                                       |      | 6.7  | 367.07                                  |
| " Top         |                                       |      | 5.81 | 367.96                                  |
|               |                                       |      |      | - 40 <sup>th</sup> Under Construction - |

| STA                                  | +                     | H.I.          | -       | Elev.   |
|--------------------------------------|-----------------------|---------------|---------|---------|
| B.M. NW. Cor Mead & 40 <sup>th</sup> | 4.34                  |               |         | 369.873 |
| 0+00                                 | E.L. 40 <sup>th</sup> | N & S of Mead |         |         |
|                                      | 4.34                  |               | 374.213 |         |
| N. Curb Top                          |                       |               | 4.64    | 369.57  |
| " Bott.                              |                       |               | 5.70    | 368.5   |
| N <sup>1</sup> / <sub>4</sub>        |                       |               | 5.7     | 368.5   |
| ☐                                    |                       |               | 6.0     | 368.2   |
| S <sup>1</sup> / <sub>4</sub>        |                       |               | 6.5     | 367.7   |
| S. Curb Bott.                        |                       |               | 7.1     | 367.1   |
| " Top                                |                       |               | 6.13    | 368.08  |
| 0+50                                 |                       |               |         |         |
| N. Curb Top                          |                       |               | 4.80    | 369.41  |
| " Bott.                              |                       |               | 5.45    | 368.7   |
| N <sup>1</sup> / <sub>4</sub>        |                       |               | 4.85    | 369.3   |
| ☐                                    |                       |               | 5.0     | 369.2   |
| S <sup>1</sup> / <sub>4</sub>        |                       |               | 5.8     | 368.4   |
| S. Curb Bott.                        |                       |               | 6.6     | 367.6   |
| " Top                                |                       |               | 5.98    | 368.24  |
| 1+00                                 |                       |               |         |         |
| N. Curb Top                          |                       |               | 4.95    | 369.26  |
| " Bott.                              |                       |               | 5.4     | 368.8   |
| N <sup>1</sup> / <sub>4</sub>        |                       |               | 5.1     | 369.1   |
| ☐                                    |                       |               | 5.1     | 369.1   |
| S <sup>1</sup> / <sub>4</sub>        |                       |               | 5.7     | 368.5   |
| S. Curb Bott.                        |                       |               | 6.55    | 367.6   |
| " Top                                |                       |               | 5.96    | 268.25  |

| STA                | +                             | H.I.         | -          | Elev.  |
|--------------------|-------------------------------|--------------|------------|--------|
| 1+25 <sup>60</sup> | W.L. Alley                    | Btl. 64 & 49 | Olive Hill | 374.21 |
|                    | W. Curb Top                   | N.L. Mead    | Paved      | 4.59   |
|                    | " Bott.                       |              |            | 4.67   |
|                    | N. Curb Top                   |              |            | 4.97   |
|                    | " Bott.                       |              |            | 5.05   |
|                    | N <sup>1</sup> / <sub>4</sub> |              |            | 4.95   |
|                    | ☐                             |              |            | 4.95   |
|                    | S <sup>1</sup> / <sub>4</sub> |              |            | 5.6    |
|                    | S. Curb Bott.                 |              |            | 6.05   |
|                    | " Top                         |              |            | 5.88   |
|                    | W. " Bott.                    | S.L. Mead    |            | 5.54   |
|                    | " Top                         |              | 5.54       |        |
| 1+40 <sup>60</sup> | E.L. Alley                    | Btl. 64 & 49 | Olive Hill |        |
|                    | E. Curb Top                   | N.L. Mead    | Paved      | 4.62   |
|                    | " Bott.                       |              |            | 4.77   |
|                    | N " Top                       |              |            | 4.99   |
|                    | " Bott.                       |              |            | 5.05   |
|                    | N <sup>1</sup> / <sub>4</sub> |              |            | 4.6    |
|                    | ☐                             |              |            | 4.5    |
|                    | S <sup>1</sup> / <sub>4</sub> |              |            | 5.3    |
|                    | S. Curb Bott.                 |              |            | 5.60   |
|                    | " Top                         |              |            | 5.64   |
|                    | E " Bott.                     | S.L. Mead    |            | 5.27   |
|                    | " Top                         |              | 5.27       |        |

374.21

| STA                           | +        | H.I. | -    | Elev.  |
|-------------------------------|----------|------|------|--------|
| 1+50                          |          |      |      |        |
| N. Curb Top                   |          |      | 4.99 | 369.22 |
| " Bott.                       |          |      | 5.4  | 368.8  |
| N <sup>1</sup> / <sub>4</sub> |          |      | 4.7  | 369.5  |
| ☐                             |          |      | 4.45 | 369.7  |
| S <sup>1</sup> / <sub>4</sub> |          |      | 5.35 | 368.8  |
| S. Curb Bott.                 | Driveway |      | 6.20 | 368.0  |
| " Top                         |          |      |      |        |
| 2+00                          |          |      |      |        |
| N. Curb Top                   |          |      | 5.26 | 368.95 |
| " Bott.                       |          |      | 6.00 | 368.2  |
| N <sup>1</sup> / <sub>4</sub> |          |      | 5.2  | 369.0  |
| ☐                             |          |      | 4.75 | 369.4  |
| S <sup>1</sup> / <sub>4</sub> |          |      | 5.5  | 368.7  |
| S. Curb Bott.                 |          |      | 6.25 | 367.9  |
| " Top                         |          |      | 5.86 | 368.35 |
| 2+50                          |          |      |      |        |
| N. Curb Top                   |          |      | 5.52 | 368.69 |
| " Bott.                       |          |      | 6.20 | 368.0  |
| N <sup>1</sup> / <sub>4</sub> |          |      | 5.60 | 368.6  |
| ☐                             |          |      | 5.25 | 368.9  |
| S <sup>1</sup> / <sub>4</sub> |          |      | 5.95 | 368.2  |
| S. Curb Bott.                 |          |      | 6.45 | 367.7  |
| " Top                         |          |      | 5.88 | 368.33 |

374.21

50

| STA                           | +                          | H.I. | -    | Elev.   |
|-------------------------------|----------------------------|------|------|---------|
| 2+65 <sup>60</sup>            | W.L. Central N & S of Mead |      |      |         |
| N. Curb Top                   |                            |      | 5.60 | 368.61  |
| " Bott. Pavement              |                            |      | 6.31 | 367.9   |
| N <sup>1</sup> / <sub>4</sub> |                            |      | 6.10 | 368.1   |
| ☐                             |                            |      | 6.04 | 368.2   |
| S <sup>1</sup> / <sub>4</sub> |                            |      | 6.08 | 368.1   |
| S. Curb Bott.                 |                            |      | 6.44 | 367.8   |
| " Top                         |                            |      | 5.87 | 368.34  |
|                               | Central is Paved           |      |      |         |
|                               |                            |      | 4.21 | 372.851 |
| 0+00                          | E.L. Central               |      |      |         |
| N. Curb Top                   |                            |      | 4.49 | 368.36  |
| " Bott. Pavement              |                            |      | 5.11 | 367.74  |
| N <sup>1</sup> / <sub>4</sub> |                            |      | 5.04 | 367.81  |
| ☐                             |                            |      | 5.04 | 367.81  |
| S <sup>1</sup> / <sub>4</sub> |                            |      | 5.16 | 367.69  |
| S. Curb Bott.                 |                            |      | 5.86 | 366.99  |
| " Top                         |                            |      | 5.21 | 367.64  |
| 0+50                          |                            |      |      |         |
| N. L. Mead                    |                            |      | 4.3  | 368.5   |
| +9.5'                         |                            |      | 4.5  | 368.3   |
| cb + 14                       |                            |      | 5.2  | 367.6   |
| N <sup>1</sup> / <sub>4</sub> |                            |      | 4.95 | 367.9   |
| ☐                             |                            |      | 4.8  | 368.0   |

372.85

| STA       | +          | H.I.                   | -    | Elev.  |
|-----------|------------|------------------------|------|--------|
| S 1/4     |            |                        | 5.0  | 367.9  |
| +13       |            |                        | 6.25 | 366.6  |
| +15       |            |                        | 5.7  | 367.1  |
| S.L. Mead |            |                        | 5.7  | 367.2  |
| 1+00      |            |                        |      |        |
| N.L. Mead |            |                        | 4.7  | 368.2  |
| +7        |            |                        | 4.8  | 368.0  |
| +14       |            |                        | 5.5  | 367.3  |
| N 1/4     |            |                        | 5.15 | 367.7  |
| ¢         |            |                        | 5.05 | 367.80 |
| S 1/4     |            |                        | 5.05 | 367.8  |
| +13       |            |                        | 6.25 | 366.5  |
| +15       |            |                        | 5.7  | 367.1  |
| S.L. Mead |            |                        | 5.75 | 367.10 |
| 1+25      | W.L. Alley | Bl. 63 + 50 Olive Hill |      |        |
| N.L. Mead |            |                        | 5.05 | 367.80 |
| +6        |            |                        | 5.0  | 367.9  |
| +14       |            |                        | 5.6  | 367.3  |
| N 1/4     |            |                        | 5.1  | 367.8  |
| ¢         |            |                        | 5.0  | 367.9  |
| S 1/4     |            |                        | 5.0  | 367.9  |
| +13       |            |                        | 6.0  | 366.9  |
| +17       |            |                        | 5.3  | 367.6  |
| S.L. Mead |            |                        | 5.3  | 367.6  |

372.85

51

| STA                | +                       | H.I.                   | -    | Elev.  |
|--------------------|-------------------------|------------------------|------|--------|
| 1+40               | E.L. Alley              | Bl. 63 + 50 Olive Hill |      |        |
|                    | N.L. Mead               | Beginning of S.W. on   | 5.0  | 367.9  |
| +7                 | S. Side                 | of Str.                | 5.0  | 367.9  |
| +14                |                         |                        | 5.6  | 367.3  |
| N 1/4              |                         |                        | 5.0  | 367.9  |
| ¢                  |                         |                        | 5.0  | 367.9  |
| S 1/4              |                         |                        | 5.0  | 367.9  |
|                    | Curb Top                |                        | 4.94 | 367.91 |
|                    | " Bott.                 |                        | 5.5  | 367.4  |
|                    | Curb Bott. } S.L. Mead  |                        | 5.05 | 367.8  |
|                    | " Top }                 |                        | 4.65 | 368.2  |
| 2+00               |                         |                        |      |        |
|                    | N.L. Mead               |                        | 5.1  | 367.8  |
| +6                 |                         |                        | 5.0  | 367.9  |
| +14                |                         |                        | 5.3  | 367.6  |
| N 1/4              |                         |                        | 5.05 | 367.8  |
| ¢                  |                         |                        | 4.9  | 368.0  |
| S 1/4              |                         |                        | 4.9  | 368.0  |
|                    | S. Curb Top             |                        | 4.91 | 367.94 |
|                    | " Bott.                 |                        | 5.0  | 367.9  |
| 2+14 <sup>70</sup> | Termination of existing | Curb & Side Walk       |      |        |
|                    | N.L.                    |                        | 4.7  | 368.2  |
| +7                 |                         |                        | 4.85 | 368.0  |
| +14                |                         |                        | 5.4  | 367.5  |
| N 1/4              |                         |                        | 4.9  | 368.0  |

372.85

372.00

52

| STA                   | + | H.I. | -    | Elev.  |
|-----------------------|---|------|------|--------|
| ¢                     |   |      | 4.9  | 368.0  |
| S 1/4                 |   |      | 4.9  | 368.0  |
| S. Curb Bott.         |   |      | 5.15 | 367.7  |
| " Top                 |   |      | 4.97 | 367.88 |
| R+50                  |   |      |      |        |
| N.L. Mead             |   |      | 5.0  | 367.9  |
| +11                   |   |      | 5.05 | 367.8  |
| +12                   |   |      | 5.4  | 367.5  |
| N 1/4                 |   |      | 5.1  | 367.8  |
| ¢                     |   |      | 5.05 | 367.80 |
| S 1/4                 |   |      | 5.2  | 367.7  |
| +13                   |   |      | 5.3  | 367.6  |
| +15                   |   |      | 4.5  | 368.4  |
| S.L. Mead             |   |      | 4.0  | 378.9  |
| R+63 <sup>20</sup>    |   |      |      |        |
| W.L. 41 <sup>st</sup> |   |      |      |        |
| N. Curb Top           |   |      | 5.33 | 367.52 |
| " Bott.               |   |      | 5.77 | 367.08 |
| N 1/4                 |   |      | 5.42 | 367.43 |
| ¢                     |   |      | 5.42 | 367.48 |
| S 1/4                 |   |      | 5.56 | 367.29 |
| S. Curb Bott.         |   |      | 5.92 | 366.93 |
| " Top                 |   |      | 5.09 | 367.76 |

55.70  
 Parement  
 " " " " " "

41<sup>st</sup> Str. is paved

| STA                                   | +    | H.I.    | -    | Elev.   |
|---------------------------------------|------|---------|------|---------|
| B.M. NW. Cor. Mead & 41 <sup>st</sup> | 4.24 | 371.997 |      | 367.757 |
| 0+00                                  |      |         |      |         |
| E.L. 41 <sup>st</sup> Street          |      |         |      |         |
| N. Curb Top                           |      |         | 4.25 | 367.75  |
| " Bott.                               |      |         | 5.0  | 367.00  |
| N 1/4                                 |      |         | 4.43 | 367.57  |
| ¢                                     |      |         | 4.2  | 367.8   |
| S 1/4                                 |      |         | 4.11 | 367.89  |
| S. Curb Bott.                         |      |         | 4.41 | 367.59  |
| " Top                                 |      |         | 3.81 | 368.19  |
| 0+50                                  |      |         |      |         |
| N.L. Mead                             |      |         | 4.3  | 367.7   |
| +8.5                                  |      |         | 4.2  | 367.8   |
| +15                                   |      |         | 5.4  | 366.6   |
| N 1/4                                 |      |         | 4.65 | 367.4   |
| ¢                                     |      |         | 4.6  | 367.4   |
| S 1/4                                 |      |         | 4.65 | 367.3   |
| +12.5                                 |      |         | 4.85 | 367.1   |
| S.L. Mead                             |      |         | 4.50 | 367.5   |
| 1+00                                  |      |         |      |         |
| N.L. Mead                             |      |         | 4.0  | 368.0   |
| +10                                   |      |         | 4.5  | 367.5   |
| +15                                   |      |         | 5.65 | 366.3   |
| N 1/4                                 |      |         | 4.85 | 367.1   |
| ¢                                     |      |         | 4.85 | 367.15  |

372.00

| STA                | +          | H.I.                     | -    | Elev.  |
|--------------------|------------|--------------------------|------|--------|
| S/4                |            |                          | 4.95 | 3670   |
| +12.5              |            |                          | 5.25 | 3667   |
| +19.5              |            |                          | 4.65 | 3673   |
| S.L. Mead          |            |                          | 4.25 | 3677.5 |
| 1+25 <sup>00</sup> | W.L. Alley | Bl. 7 & 6 Wilshire Place |      |        |
| N.L. Mead          |            |                          | 4.05 | 3679.5 |
| +15'               |            |                          | 5.1  | 3669   |
| +18'               |            |                          | 5.5  | 3665   |
| N/4                |            |                          | 4.85 | 3671   |
| ¢                  |            |                          | 5.0  | 3670   |
| S/4                |            |                          | 5.15 | 3668   |
| +12.5              |            |                          | 5.4  | 3666   |
| +17'               |            |                          | 4.8  | 3672   |
| S.L. Mead          |            |                          | 4.6  | 3674   |
| 1+40 <sup>00</sup> | E.L. Alley | Bl. 7 & 6 Wilshire Place |      |        |
| N.L. Mead          |            |                          | 4.0  |        |
| E. Curb Top        |            | Beginning of S.W. & Curb | 5.04 |        |
| " Bottom           |            | on N.L. Mead             |      |        |
| N. Curb Top        | Fr.        | 3'   5'   7'             | 5.31 | 3666.9 |
| " Bottom           | S.W.       | Parking                  | 5.2  | 3668   |
| N/4                |            |                          | 4.95 | 3670   |
| ¢                  |            |                          | 5.0  | 3670   |
| S/4                |            |                          | 5.2  | 3668   |
| +12.5              |            |                          | 5.4  | 3666   |
| +19.5              |            |                          | 5.2  | 3668   |
| S.L. Mead          |            |                          | 4.7  | 3673   |

372.00

53

| STA  | + | H.I. | -    | Elev.  |
|------|---|------|------|--------|
| 1+50 |   |      |      |        |
|      |   |      | 5.39 | 3666.1 |
|      |   |      | 5.5  | 3665   |
|      |   |      | 5.05 | 3669   |
|      |   |      | 5.1  | 3669   |
|      |   |      | 5.2  | 3668   |
|      |   |      | 5.6  | 3664   |
|      |   |      | 4.8  | 3672   |
| 2+00 |   |      |      |        |
|      |   |      | 5.81 | 3661.9 |
|      |   |      | 6.3  | 365.7  |
|      |   |      | 5.6  | 3664   |
|      |   |      | 5.55 | 3664.5 |
|      |   |      | 5.65 | 3663   |
|      |   |      | 6.05 | 365.9  |
|      |   |      | 5.7  | 3663   |
|      |   |      | 5.4  | 3666   |
| 2+50 |   |      |      |        |
|      |   |      | 6.09 | 365.96 |
|      |   |      | 6.65 | 365.3  |
|      |   |      | 5.95 | 3660   |
|      |   |      | 5.70 | 3663   |
|      |   |      | 6.0  | 3660   |
|      |   |      | 6.15 | 365.8  |

372.00

| STA                             | +     | H.I.                 | -      | Elev.   |
|---------------------------------|-------|----------------------|--------|---------|
| +16.5                           |       |                      | 5.7    | 366.3   |
| S.L. Mead                       |       |                      | 5.7    | 366.3   |
| 2+65°                           |       | Marlborough          |        |         |
| N. Curb Top                     | 49.70 | Marlborough is Paved | 6.04   | 365.96  |
| " Bott.                         |       |                      | 6.60   | 365.4   |
| N 1/4                           |       |                      | 6.08   | 365.9   |
| ¢                               |       |                      | 5.83   | 366.17  |
| S 1/4                           |       |                      | 5.89   | 366.1   |
| S. Curb Bott.                   |       |                      | 6.30   | 365.7   |
| " Top                           |       | 5.91                 | 366.09 |         |
| 0+00                            |       | E.L. Marlborough     |        |         |
| BM. NW. Cor. Mead & Marlborough |       |                      | 3.93   | 369.985 |
| N. Curb Top                     | 49.70 | Marlborough is Paved | 4.01   | 365.98  |
| " Bott.                         |       |                      | 4.83   | 365.1   |
| N 1/4                           |       |                      | 4.34   | 365.6   |
| ¢                               |       |                      | 4.11   | 365.88  |
| S 1/4                           |       |                      | 4.12   | 365.8   |
| S. Curb Bott.                   |       |                      | 4.53   | 365.4   |
| " Top                           |       | 4.06                 | 365.93 |         |
| 0+50                            |       |                      |        |         |
| N. Curb Top                     |       |                      | 4.40   | 365.59  |
| " Bott.                         |       |                      | 5.20   | 364.8   |
| N 1/4                           |       |                      | 4.90   | 365.1   |

369.99

370.00

54

| STA                | +         | H.I.                            | -     | Elev.  |
|--------------------|-----------|---------------------------------|-------|--------|
| ¢                  |           |                                 | 4.3   | 365.7  |
| S 1/4              |           |                                 | 4.7   | 365.3  |
| S. Curb Bott.      |           |                                 | 5.00  | 365.0  |
| " Top              |           |                                 | 4.29  | 365.70 |
| 1+00               |           |                                 |       |        |
| N. Curb Top        |           |                                 | 4.64  | 365.35 |
| " Bott.            |           |                                 | 5.45  | 364.5  |
| N 1/4              |           |                                 | 5.15  | 364.8  |
| ¢                  |           |                                 | 4.70  | 365.29 |
| S 1/4              |           |                                 | 5.0   | 365.0  |
| S. Curb Bott.      |           |                                 | 5.2   | 364.8  |
| " Top              |           |                                 | 4.57  | 365.42 |
| 1+25°              |           | W.L. Alley Bl. 5 Wilshire Place |       |        |
| 1+25 <sup>25</sup> |           | W.L. " Bl. 8 " "                |       |        |
| W. Curb Top        | N.L. Mead |                                 | 4.53  | 365.3  |
| " Bott.            |           | 4.90                            | 365.1 |        |
| N. Curb Top        |           |                                 | 4.76  | 365.23 |
| " Bott.            |           |                                 | 5.45  | 364.5  |
| N 1/4              |           |                                 | 4.95  | 365.0  |
| ¢                  |           |                                 | 4.75  | 365.24 |
| S 1/4              |           |                                 | 5.0   | 365.0  |
| S. Curb Bott.      |           |                                 | 5.1   | 364.9  |
| " Top              |           |                                 | 4.63  | 365.36 |
| W. " Top           | S.L. Mead |                                 | 4.36  | 365.6  |
| " Bott.            |           | 4.80                            | 365.2 |        |

369.99 370.00

| STA                |             | +     | H.I.           | -    | Elev.  |
|--------------------|-------------|-------|----------------|------|--------|
| 1+40 <sup>25</sup> | E.L. Alley  | B1. 8 | Wilshire Place |      |        |
| 1+40 <sup>80</sup> | "           | B1. 5 | "              |      |        |
| E. Curb Top        | } N.L. Mead |       |                | 4.62 |        |
| " Bott.            |             |       |                | 4.80 |        |
| N. Curb Top        |             |       |                | 4.85 | 365.14 |
| " Bott.            |             |       |                | 5.50 | 364.5  |
| N 1/4              |             |       |                | 5.2  | 364.8  |
| ¢                  |             |       |                | 4.85 | 365.14 |
| S 1/4              |             |       |                | 5.0  | 365.0  |
| S. Curb Bott.      |             |       |                | 5.2  | 364.8  |
| " Top              |             |       |                | 4.66 | 365.33 |
| E. Curb Top        | } S.L. Mead |       |                | 4.34 |        |
| " Bott.            |             |       |                | 4.70 |        |
| N. Curb Top        |             |       |                | 4.90 | 365.09 |
| " Bott.            |             |       |                | 5.50 | 364.5  |
| N 1/4              |             |       |                | 5.25 | 364.7  |
| ¢                  |             |       |                | 5.0  | 365.0  |
| S 1/4              |             |       |                | 5.1  | 364.9  |
| S. Curb Bott.      |             |       |                | 5.2  | 364.8  |
| " Top              |             |       |                | 4.76 | 365.23 |
| R+00               |             |       |                |      |        |
| N. Curb Top        |             |       |                | 5.12 | 364.86 |
| " Bott.            |             |       |                | 5.65 | 364.3  |
| N 1/4              |             |       |                | 5.35 | 364.6  |
| ¢                  |             |       |                | 5.0  | 365.0  |
| S 1/4              |             |       |                | 4.95 | 365.0  |

369.99 370.00 55

| STA                |                               | +                       | H.I.     | -    | Elev.  |
|--------------------|-------------------------------|-------------------------|----------|------|--------|
|                    | S. Curb Bott.                 |                         | Driveway | 5.51 | 364.5  |
|                    | " Top                         |                         |          |      |        |
| R+50               |                               |                         |          |      |        |
|                    | N. Curb Top                   |                         |          | 5.29 | 364.70 |
|                    | " Bott.                       |                         |          | 5.80 | 364.2  |
|                    | N 1/4                         |                         |          | 5.95 | 364.5  |
|                    | ¢                             |                         |          | 5.15 | 364.84 |
|                    | S 1/4                         |                         |          | 5.15 | 364.8  |
|                    | S. Curb Bott.                 |                         |          | 5.45 | 364.5  |
|                    | " Top                         |                         |          | 4.90 | 365.09 |
| R+65 <sup>40</sup> | N.L. Mead                     | } W.L. 42 <sup>nd</sup> |          |      |        |
| R+65 <sup>40</sup> | S.L. "                        |                         |          |      |        |
|                    | N. Curb Top                   |                         |          | 5.35 | 364.64 |
|                    | " Bott.                       | } Pavement              |          | 5.69 | 364.30 |
|                    | N 1/4                         |                         |          | 5.16 | 364.83 |
|                    | ¢                             | } 49.75                 |          | 4.88 | 365.11 |
|                    | S 1/4                         |                         |          | 4.85 | 365.14 |
|                    | S. Curb Bott.                 | } "                     |          | 5.35 | 364.64 |
|                    | " Top                         |                         |          | 4.91 | 365.08 |
|                    | 42 <sup>nd</sup> St. is Paved |                         |          |      |        |



| STA  |                                       | +    | H.I.    | -    | Elev.   |
|------|---------------------------------------|------|---------|------|---------|
| 0+00 | E.L. 42 <sup>nd</sup>                 |      |         |      |         |
|      | B.M. NW. Cor. Mead & 42 <sup>nd</sup> |      |         |      | 364.700 |
|      |                                       | 4.37 | 369.070 |      |         |
|      | N. Curb Top                           |      |         | 4.45 | 364.62  |
|      | " Bott.                               |      |         | 5.07 | 364.0   |
|      | N <sup>1</sup> / <sub>4</sub>         |      |         | 4.57 | 364.5   |
|      | ⊕                                     |      |         | 4.37 | 364.7   |
|      | S <sup>1</sup> / <sub>4</sub>         |      |         | 4.42 | 364.6   |
|      | S. Curb Bott.                         |      |         | 4.75 | 364.3   |
|      | " Top                                 |      |         | 4.49 | 364.58  |
| 0+50 |                                       |      |         |      |         |
|      | N. Curb Top                           |      |         | 4.58 | 364.49  |
|      | " Bott.                               |      |         | 5.30 | 363.7   |
|      | N <sup>1</sup> / <sub>4</sub>         |      |         | 4.5  | 364.5   |
|      | ⊕                                     |      |         | 4.5  | 364.6   |
|      | S <sup>1</sup> / <sub>4</sub>         |      |         | 4.7  | 364.3   |
|      | +12.5'                                |      |         | 4.85 | 364.2   |
|      | +15'                                  |      |         | 4.45 | 364.5   |
|      | S.L. Mead                             |      |         | 4.45 | 364.62  |
| 1+00 |                                       |      |         |      |         |
|      | N. Curb Top                           |      |         | 4.69 | 364.38  |
|      | " Bott.                               |      |         | 5.2  | 363.9   |
|      | N <sup>1</sup> / <sub>4</sub>         |      |         | 4.9  | 364.2   |
|      | ⊕                                     |      |         | 4.8  | 364.3   |
|      | S <sup>1</sup> / <sub>4</sub>         |      |         | 5.0  | 364.1   |

| STA                |                                       | + | H.I. | -    | Elev.  |
|--------------------|---------------------------------------|---|------|------|--------|
|                    | +12.5'                                |   |      | 5.0  |        |
|                    | +13.5'                                |   |      | 4.85 |        |
|                    | S.L. Mead                             |   |      | 4.65 | 364.42 |
| 1+10 <sup>00</sup> | W.L. Alley Bl. 9 & 4 Wilshire Place   |   |      |      |        |
|                    | N.L. Mead                             |   |      | 4.05 | 365.0  |
|                    | +5' N.L. S.W.                         |   |      | 4.39 | 364.7  |
|                    | +10' S.L. SW.                         |   |      | 4.57 | 364.5  |
|                    | +15' Curb Top                         |   |      | 4.68 | 364.39 |
|                    | N <sup>1</sup> / <sub>4</sub> " Bott. |   |      | 5.25 | 363.8  |
|                    | ⊕                                     |   |      | 4.80 | 364.3  |
|                    | S <sup>1</sup> / <sub>4</sub>         |   |      | 4.80 | 364.3  |
|                    | +12.5'                                |   |      | 4.80 | 364.3  |
|                    | +14.5'                                |   |      | 5.0  | 364.1  |
|                    | S.L. Mead                             |   |      | 4.8  | 364.3  |
| 1+25 <sup>00</sup> | E.L. Alley Bl. 9 & 4 Wilshire Place   |   |      | 4.6  | 364.5  |
|                    | N.L. Mead                             |   |      | 3.9  | 365.2  |
|                    | +5' N.L. S.W.                         |   |      | 4.45 | 364.6  |
|                    | +10' S.L. SW.                         |   |      | 4.56 | 364.5  |
|                    | +15' No Curb                          |   |      | 4.75 | 364.3  |
|                    | +16'                                  |   |      | 5.1  | 364.0  |
|                    | N <sup>1</sup> / <sub>4</sub>         |   |      | 4.9  | 364.2  |
|                    | ⊕                                     |   |      | 5.0  | 364.1  |
|                    | S <sup>1</sup> / <sub>4</sub>         |   |      | 5.0  | 364.1  |
|                    | S. Curb Bott.                         |   |      | 5.2  | 363.9  |
|                    | " Top                                 |   |      | 4.83 | 364.24 |

369.07

| STA                |  | + | H.I.      | -    | Elev.  |
|--------------------|--|---|-----------|------|--------|
| +15'               | E. Curb Top                                | } | S.L. Mead | 4.58 | 364.49 |
|                    | " Bot.                                     |   |           | 4.65 |        |
| 1+50               |  |   |           |      |        |
| N                  | S.L. Side Walk                             |   |           | 4.56 | 364.51 |
| +5'                | No Curb ✓                                  |   |           | 4.70 | 364.37 |
| +6'                |  |   |           | 5.2  | 363.9  |
| N 1/4              |  |   |           | 4.8  | 364.3  |
| ⊕                  |  |   |           | 4.9  | 364.2  |
| S 1/4              |  |   |           | 5.0  | 364.1  |
|                    | S. Curb Bott.                              |   |           | 5.35 | 363.6  |
|                    | " Top                                      |   |           | 4.85 | 364.22 |
| 1+64 <sup>88</sup> | Termination of Side W. & Curb on S.L. Mead |   |           |      |        |
| N                  | S.L. Side Walk                             |   |           | 4.55 | 364.52 |
| +5'                | No Curb ✓                                  |   |           | 4.90 | 364.17 |
| +6'                |  |   |           | 5.2  | 363.9  |
| N 1/4              |  |   |           | 4.85 | 364.1  |
| ⊕                  |  |   |           | 4.9  | 364.2  |
| S 1/4              |  |   |           | 5.0  | 364.1  |
|                    | S. Curb Bott.                              |   |           | 5.45 | 363.5  |
|                    | " Top                                      |   |           | 4.85 | 364.22 |
| +5'                | N.L. Side Walk                             |   |           | 4.69 | 364.4  |
| +10'               | S.L. " "                                   |   |           | 4.61 | 364.5  |
| +15'               | S.L. Mead                                  |   |           | 4.15 | 364.32 |

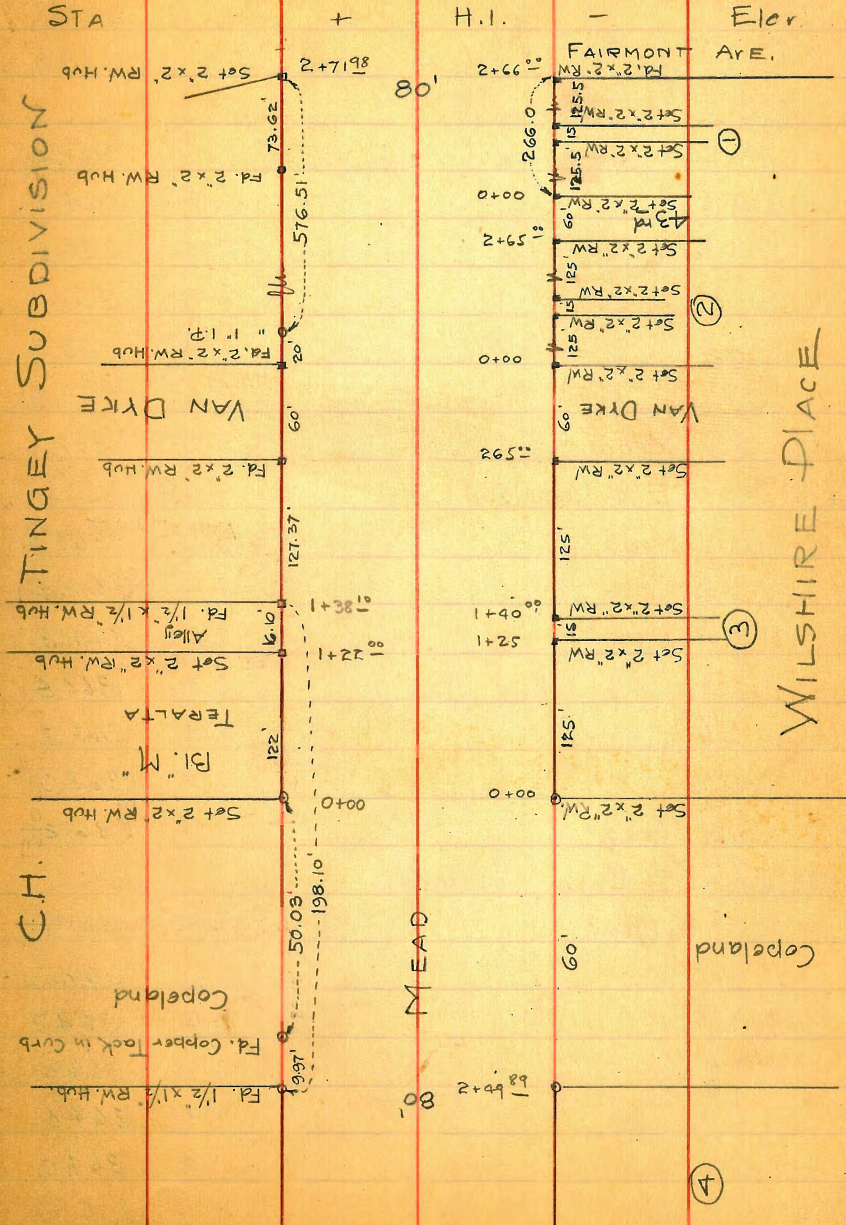
369.07

57

| STA                |  | + | H.I. | -    | Elev.  |
|--------------------|--|---|------|------|--------|
| 1+87 <sup>90</sup> | Termination of Side W. on N.L. Mead    |   |      |      |        |
|                    | N.L. Mead                              |   |      | 4.0  | 365.1  |
| +5'                | N.L. Side Walk                         |   |      | 4.52 | 364.5  |
| +10'               | S.L. Side Walk                         |   |      | 4.57 | 364.50 |
| +15'               | No Curb                                |   |      | 5.1  | 364.0  |
| +16'               |  |   |      | 5.2  | 363.9  |
| N 1/4              |  |   |      | 4.9  | 364.2  |
| ⊕                  |  |   |      | 5.0  | 364.1  |
| S 1/4              |  |   |      | 5.1  | 364.0  |
| +12.5'             |  |   |      | 5.5  | 363.6  |
| +14.5'             |  |   |      | 5.25 | 363.8  |
|                    | S.L. Mead                              |   |      | 4.50 | 364.6  |
| 2+00               |  |   |      |      |        |
|                    | N.L. Mead                              |   |      | 3.8  | 365.9  |
| +15'               |  |   |      | 4.8  | 364.3  |
| +16'               |  |   |      | 5.1  | 364.1  |
| N 1/4              |  |   |      | 4.85 | 364.2  |
| ⊕                  |  |   |      | 5.05 | 364.0  |
| S 1/4              |  |   |      | 5.15 | 363.9  |
| +12.5'             |  |   |      | 5.45 | 363.6  |
|                    | S.L. Mead                              |   |      | 4.80 | 364.3  |
| 2+49 <sup>89</sup> | W.L. Copeland N. of Mead               |   |      |      |        |
|                    | N.L. Mead Fd. 1 1/2" x 1 1/2" R.W. Hub |   |      | 4.21 | 364.9  |
|                    | N. Curb Top (Partly torn out)          |   |      | 4.74 | 364.33 |

369.07

| STA                           | +       | H.I.      | -    | Elev.   |
|-------------------------------|---------|-----------|------|---------|
| N. Curb Bott.                 |         |           | 5.25 | 363.8   |
| N/4                           |         |           | 5.0  | 364.1   |
| ¢                             |         |           | 5.1  | 364.0   |
| S/4                           |         |           | 5.2  | 363.9   |
| S. Curb Bott.                 |         |           | 5.5  | 363.6   |
| " Top                         |         |           | 4.88 | 364.19  |
| B.M. NW. Cor. Mead & Copeland |         |           |      | 364.521 |
|                               | 2.74    | 367.261   |      |         |
| R+59 <sup>89</sup>            | W. Curb | Copeland  |      |         |
| W. Curb Top                   |         | N.L. Mead | 2.78 | 364.48  |
| " Bott.                       |         |           | 2.95 | 364.3   |
| +15'                          |         |           | 3.40 | 363.9   |
| N/4                           |         |           | 3.20 | 364.1   |
| ¢                             |         |           | 3.40 | 363.9   |
| S/4                           |         |           | 3.55 | 363.7   |
| +12.5'                        |         |           | 3.07 | 363.6   |
| W. Curb Top                   |         | S.L. Mead | 3.01 | 364.25  |
| " Bott.                       |         |           | 3.70 | 363.6   |
| R+69 <sup>89</sup>            | W/4     | Copeland  |      |         |
| N.L. Mead                     |         |           | 2.05 | 364.8   |
| +15'                          |         |           | 3.0  | 364.3   |
| N/4                           |         |           | 2.9  | 364.4   |
| ¢                             |         |           | 3.0  | 364.3   |
| S/4                           |         |           | 3.4  | 363.9   |
| +12.5'                        |         |           | 3.5  | 363.8   |



58

367.26

| STA                           | +                                      | H.I. | -    | Elev. |
|-------------------------------|--|------|------|-------|
| S.L. Mead                     |  |      | 3.45 | 363.8 |
| 2+79 <sup>89</sup>            | ⊕ Copeland                             |      |      |       |
| N.L. Mead                     |  |      | 2.0  | 365.3 |
| +15'                          |  |      | 2.9  | 364.4 |
| N <sup>1</sup> / <sub>4</sub> |  |      | 2.55 | 364.6 |
| ⊕                             |  |      | 2.7  | 364.6 |
| S <sup>1</sup> / <sub>4</sub> |  |      | 3.35 | 363.9 |
| +12.5'                        |  |      | 3.40 | 363.9 |
| S.L. Mead                     |  |      | 3.3  | 364.0 |
| 2+89 <sup>89</sup>            | E <sup>1</sup> / <sub>4</sub> Copeland |      |      |       |
| N.L. Mead                     |  |      | 2.25 | 365.0 |
| +15'                          |  |      | 2.85 | 364.4 |
| N <sup>1</sup> / <sub>4</sub> |  |      | 2.5  | 364.8 |
| ⊕                             |  |      | 2.5  | 364.8 |
| S <sup>1</sup> / <sub>4</sub> |  |      | 3.05 | 364.2 |
| +12.5'                        |  |      | 3.35 | 363.9 |
| S.L. Mead                     |  |      | 3.45 | 363.8 |
| 2+99 <sup>89</sup>            | E. Curb Copeland                       |      |      |       |
| N.L. Mead                     |  |      | 2.25 | 365.0 |
| +15'                          |  |      | 3.0  | 364.3 |
| N <sup>1</sup> / <sub>4</sub> |  |      | 2.6  | 364.7 |
| ⊕                             |  |      | 2.65 | 364.6 |
| S <sup>1</sup> / <sub>4</sub> |  |      | 2.85 | 364.4 |
| +12.5'                        |  |      | 3.3  | 364.0 |

367.26

59

| STA                           | +             | H.I.   | -    | Elev.  |
|-------------------------------|---------------|--------|------|--------|
| E Curb Top                    |               |        | 3.13 | 364.13 |
| ⊕ Bot.                        | S.L. Mead     |        | 3.35 | 363.9  |
| 3+09 <sup>89</sup>            | W.L. Copeland | = 0+00 |      |        |
| N.L. Mead                     |               |        | 2.50 | 364.96 |
| +15'                          | Curb          |        | 3.20 | 364.06 |
| N <sup>1</sup> / <sub>4</sub> |               |        | 3.0  | 364.3  |
| ⊕                             |               |        | 3.0  | 364.3  |
| S <sup>1</sup> / <sub>4</sub> |               |        | 3.0  | 364.3  |
| +12.5'                        | Curb          |        | 3.3  | 364.0  |
| Bot.                          |               |        | 3.11 | 364.2  |
| Top                           |               |        | 3.20 | 364.1  |
| S.L. Mead                     |               |        |      |        |
| 0+40                          |               |        |      |        |
| N.L. Mead                     |               |        | 3.0  | 364.3  |
| +15'                          |               |        | 3.5  | 363.8  |
| N <sup>1</sup> / <sub>4</sub> |               |        | 3.6  | 363.7  |
| ⊕                             |               |        | 3.6  | 363.7  |
| S <sup>1</sup> / <sub>4</sub> |               |        | 3.6  | 363.7  |
| +12.5'                        |               |        | 4.5  | 362.8  |
| +15.5'                        |               |        | 3.95 | 363.0  |
| S.L. Mead                     |               |        | 3.50 | 363.8  |
| 0+80                          |               |        |      |        |
| N.L.                          |               |        | 4.0  | 363.3  |
| +15'                          |               |        | 4.40 | 362.9  |
| N <sup>1</sup> / <sub>4</sub> |               |        | 4.35 | 362.9  |

367.26

| STA                | +   | H.I. | -    | Elev.  |
|--------------------|---|------|------|--------|
|                    | ϕ   |      | 4.15 | 363.1  |
|                    | S <sup>1</sup> / <sub>4</sub>                   |      | 4.3  | 363.0  |
|                    | +12.5   |      | 4.7  | 362.6  |
|                    | S.L. Mead                                       |      | 4.45 | 362.8  |
| 1+22               | W.L. Alley Bl. M <sup>o</sup> Teralta           |      |      |        |
|                    | N.L. On Concrete Floor Garage                   |      | 4.42 | 362.84 |
|                    | +15   |      | 4.85 | 362.4  |
|                    | N <sup>1</sup> / <sub>4</sub>                   |      | 4.7  | 362.6  |
|                    | ϕ   |      | 4.85 | 362.4  |
|                    | S <sup>1</sup> / <sub>4</sub>                   |      | 4.7  | 362.6  |
|                    | +12.5   |      | 4.8  | 362.5  |
| 1+25 <sup>00</sup> | S.L. Mead                                       |      | 4.8  | 362.5  |
| 1+38 <sup>10</sup> | N.L. Mead E.L. Alley Bl. M <sup>o</sup> Teralta |      | 4.8  | 362.5  |
|                    | +15   |      | 5.0  | 362.3  |
|                    | N <sup>1</sup> / <sub>4</sub>                   |      | 5.1  | 362.2  |
|                    | ϕ   |      | 5.1  | 362.2  |
|                    | S <sup>1</sup> / <sub>4</sub>                   |      | 5.1  | 362.2  |
|                    | +12.5   |      | 5.15 | 362.1  |
| 1+40 <sup>00</sup> | S.L. Mead                                       |      | 5.0  | 362.3  |
| 1+80               | N.L. Mead                                       |      | 4.65 | 362.6  |
|                    | +3  |      | 4.70 | 362.6  |
|                    | +6  |      | 5.6  | 361.7  |
|                    | +15   |      | 5.55 | 361.7  |
|                    | N <sup>1</sup> / <sub>4</sub>                   |      | 5.80 | 361.5  |

367.26

60

| STA                | +                                       | H.I. | -    | Elev. |
|--------------------|---|------|------|-------|
|                    | ϕ                                       |      | 6.0  | 361.3 |
|                    | S <sup>1</sup> / <sub>4</sub>           |      | 6.0  | 361.3 |
|                    | +12.5                                   |      | 5.8  | 361.5 |
|                    | S.L. Mead                               |      | 5.45 | 361.8 |
| 2+20               | N.L. Mead                               |      | 5.8  | 361.5 |
|                    | +4                                      |      | 6.5  | 360.8 |
|                    | +15                                     |      | 6.7  | 360.6 |
|                    | N <sup>1</sup> / <sub>4</sub>           |      | 6.65 | 360.5 |
|                    | ϕ                                       |      | 6.45 | 360.8 |
|                    | S <sup>1</sup> / <sub>4</sub>           |      | 6.5  | 360.8 |
|                    | +12.5                                   |      | 6.3  | 361.0 |
|                    | S.L. Mead                               |      | 5.8  | 361.5 |
| 2+65 <sup>47</sup> | W.L. Van Dyke, C.H. Tingey Sub-Division |      |      |       |
|                    | N.L. Mead                               |      | 6.2  | 361.1 |
|                    | +2                                      |      | 7.0  | 360.3 |
|                    | +15                                     |      | 7.1  | 360.2 |
|                    | N <sup>1</sup> / <sub>4</sub>           |      | 7.25 | 360.0 |
|                    | ϕ                                       |      | 7.2  | 360.1 |
|                    | S <sup>1</sup> / <sub>4</sub>           |      | 7.25 | 360.0 |
|                    | +12.5                                   |      | 7.35 | 359.9 |
| 2+65 <sup>00</sup> | W.L. Van Dyke, Wilshire Place           |      |      |       |
|                    | S.L. Mead                               |      | 7.10 | 360.2 |

367.26

| STA                           |                               | + | H.I.     | -    | Elev. |
|-------------------------------|-------------------------------|---|----------|------|-------|
| R+75 <sup>00</sup>            | W. Curb                       |   | Van Dyke |      |       |
| N.L.                          | Mead                          |   |          | 6.5  | 360.8 |
| +4'                           |                               |   |          | 7.15 | 360.1 |
| +15'                          |                               |   |          | 7.3  | 360.0 |
| N <sup>1</sup> / <sub>4</sub> |                               |   |          | 7.4  | 359.9 |
| ⊕                             |                               |   |          | 7.25 | 360.0 |
| S <sup>1</sup> / <sub>4</sub> |                               |   |          | 7.4  | 359.9 |
| +12.5'                        |                               |   |          | 7.7  | 359.6 |
| S.L.                          | Mead                          |   |          | 8.15 | 359.1 |
| R+85                          | W <sup>1</sup> / <sub>4</sub> |   | Van Dyke |      |       |
| N.L.                          | Mead                          |   |          | 6.8  | 360.5 |
| +6'                           |                               |   |          | 7.45 | 359.8 |
| +15'                          |                               |   |          | 7.4  | 359.9 |
| N <sup>1</sup> / <sub>4</sub> |                               |   |          | 7.4  | 359.9 |
| ⊕                             |                               |   |          | 7.4  | 359.9 |
| S <sup>1</sup> / <sub>4</sub> |                               |   |          | 7.4  | 359.9 |
| +12.5'                        |                               |   |          | 7.7  | 359.6 |
| S.L.                          | Mead                          |   |          | 8.15 | 359.1 |
| R+95                          | ⊕                             |   | Van Dyke |      |       |
| N.L.                          | Mead                          |   |          | 7.3  | 360.0 |
| +15'                          |                               |   |          | 7.5  | 359.8 |
| N <sup>1</sup> / <sub>4</sub> |                               |   |          | 7.8  | 359.5 |
| ⊕                             |                               |   |          | 7.9  | 359.4 |
| S <sup>1</sup> / <sub>4</sub> |                               |   |          | 8.0  | 359.3 |
| +12.5'                        |                               |   |          | 8.1  | 359.2 |

367.26

61

| STA                           |                               | + | H.I.                           | -    | Elev.  |
|-------------------------------|-------------------------------|---|--------------------------------|------|--------|
|                               | S.L.                          |   |                                | 8.2  | 359.1  |
| 3+05                          | E <sup>1</sup> / <sub>4</sub> |   | Van Dyke                       |      |        |
|                               | N.L.                          |   | Mead                           | 7.6  | 359.7  |
| +15'                          |                               |   |                                | 7.75 | 359.5  |
| N <sup>1</sup> / <sub>4</sub> |                               |   |                                | 8.05 | 359.2  |
| ⊕                             |                               |   |                                | 7.95 | 359.3  |
| S <sup>1</sup> / <sub>4</sub> |                               |   |                                | 8.0  | 359.3  |
| +12.5'                        |                               |   |                                | 8.2  | 359.1  |
| S.L.                          | Mead                          |   |                                | 8.6  | 358.7  |
| 3+15                          | E. Curb                       |   | Van Dyke                       |      |        |
|                               | N.L.                          |   | Mead                           | 8.0  | 359.3  |
| +8'                           |                               |   |                                | 8.8  | 358.5  |
| +15'                          |                               |   |                                | 8.4  | 358.9  |
| N <sup>1</sup> / <sub>4</sub> |                               |   |                                | 8.6  | 358.7  |
| ⊕                             |                               |   |                                | 8.1  | 359.2  |
| S <sup>1</sup> / <sub>4</sub> |                               |   |                                | 8.15 | 359.1  |
| +12.5'                        |                               |   |                                | 8.5  | 358.8  |
| E. Curb Top                   |                               |   |                                | 8.46 | 358.80 |
| ⊕                             | Bott.                         |   | S.L. Mead                      | 8.75 | 358.5  |
| 3+25.97                       | E.L.                          |   | Van Dyke, C.H. Tingey Sub-Dir. |      |        |
|                               | N.L.                          |   | Mead                           | 8.3  | 359.0  |
| +8'                           |                               |   |                                | 9.05 | 358.2  |
| +15'                          |                               |   |                                | 9.1  | 358.2  |
| N <sup>1</sup> / <sub>4</sub> |                               |   |                                | 8.7  | 358.6  |
| ⊕                             |                               |   |                                | 8.7  | 358.6  |

367.26

| STA                | +                                  | H.I.    | -     | Elev.   |
|--------------------|------------------------------------|---------|-------|---------|
| S 1/4              |                                    |         | 8.6   | 358.7   |
| +12.5              |                                    |         | 8.6   | 358.7   |
| 3+25 <sup>00</sup> | E.L. Van Dyke, Wilshire Pl. = 0+00 |         |       |         |
| S.L. Mead          |                                    |         | 8.4   | 358.9   |
| 0+40               |                                    |         |       |         |
| N.L. Mead          |                                    |         | 10.7  | 356.6   |
| +15'               |                                    |         | 11.0  | 356.3   |
| N 1/4              |                                    |         | 11.1  | 356.2   |
| ⊕                  |                                    |         | 10.8  | 356.5   |
| S 1/4              |                                    |         | 11.3  | 356.0   |
| +12.5'             |                                    |         | 10.9  | 356.4   |
| S.L. Mead          |                                    |         | 10.0  | 357.3   |
| T.P.               |                                    |         | 13.25 | 359.011 |
|                    | 1.70                               | 355.211 |       |         |
| 0+80               |                                    |         |       |         |
| N.L. Mead          |                                    |         | 1.25  | 353.9   |
| +15'               |                                    |         | 1.9   | 353.3   |
| N 1/4              |                                    |         | 2.1   | 353.1   |
| ⊕                  |                                    |         | 2.0   | 353.2   |
| S 1/4              |                                    |         | 2.2   | 353.0   |
| +12.5'             |                                    |         | 2.0   | 353.2   |
| S.L. Mead          |                                    |         | 1.3   | 353.9   |

355.21

62

| STA       | +                               | H.I. | -    | Elev. |
|-----------|---------------------------------|------|------|-------|
| 1+25      | W.L. Alley Bl. 2 Wilshire Place |      |      |       |
| N.L. Mead |                                 |      | 3.15 | 352.0 |
| +15'      |                                 |      | 4.0  | 351.2 |
| N 1/4     |                                 |      | 4.0  | 351.2 |
| ⊕         |                                 |      | 4.0  | 351.2 |
| S 1/4     |                                 |      | 4.2  | 351.0 |
| +12.5'    |                                 |      | 4.35 | 350.8 |
| S.L. Mead |                                 |      | 4.7  | 350.5 |
| 1+40      | E.L. Alley Bl. 2 Wilshire Place |      |      |       |
| N.L. Mead |                                 |      | 4.0  | 351.2 |
| +15'      |                                 |      | 4.6  | 350.6 |
| N 1/4     |                                 |      | 4.7  | 350.5 |
| ⊕         |                                 |      | 4.7  | 350.5 |
| S 1/4     |                                 |      | 4.8  | 350.4 |
| +12.5'    |                                 |      | 5.65 | 349.5 |
| S.L. Mead |                                 |      | 5.55 | 349.7 |
| 1+80      |                                 |      |      |       |
| N.L. Mead |                                 |      | 5.35 | 349.8 |
| +2'       |                                 |      | 8.4  | 346.8 |
| +15'      |                                 |      | 5.5  | 349.7 |
| N 1/4     |                                 |      | 5.3  | 349.9 |
| ⊕         |                                 |      | 6.0  | 349.2 |
| S 1/4     |                                 |      | 6.2  | 349.0 |
| +12.5'    |                                 |      | 6.7  | 348.5 |
| S.L. Mead |                                 |      | 6.7  | 348.5 |

355.21

| STA                           | +          | H.I.      | -     | Elev.     |
|-------------------------------|------------|-----------|-------|-----------|
| 2+00                          |            |           |       |           |
| N.L. Mead                     |            |           | 11.7  | 343.5     |
| +8'                           |            |           | 8.8   | 346.4     |
| +15'                          |            |           | 10.0  | 345.2     |
| +18'                          |            |           | 10.7  | 344.5     |
| N <sup>1</sup> / <sub>4</sub> |            |           | 9.6   | 345.6     |
| ⊘ Top of Sewer Pipe           |            |           | 8.2   | 347.0     |
| S <sup>1</sup> / <sub>4</sub> |            |           | 6.4   | 348.8     |
| +12.5                         |            |           | 7.1   | 348.1     |
| S.L. Mead                     |            |           | 7.0   | 348.2     |
| B.M. El Capitan Pipe Line     |            |           |       | 339.552 ✓ |
|                               | 9.75       | 349.302 ✓ |       |           |
| 2+20                          |            |           |       |           |
| N.L. Mead                     |            |           | 12.90 | 336.4     |
| +15'                          |            |           | 11.6  | 337.7     |
| N <sup>1</sup> / <sub>4</sub> |            |           | 9.6   | 339.7     |
| ⊘                             |            |           | 8.3   | 341.0     |
| S <sup>1</sup> / <sub>4</sub> |            |           | 3.8   | 345.5     |
| +12.5                         |            |           | 3.8   | 345.5     |
| S.L. Mead                     |            |           | 1.9   | 347.4     |
|                               |            |           |       | 339.55 ✓  |
|                               | Hand Level | 4.2       |       | 343.75 ✓  |
| 2+30                          |            |           |       |           |
| N.L. Mead                     |            |           | 11.10 | 332.6     |
| +15'                          |            |           | 8.8   | 334.9     |

63

| STA                           | +          | H.I.     | -    | Elev. |
|-------------------------------|------------|----------|------|-------|
| N <sup>1</sup> / <sub>4</sub> |            |          | 7.4  | 336.8 |
| ⊘                             | Instrument | 349.302  | 10.9 | 338.4 |
| S <sup>1</sup> / <sub>4</sub> |            |          | 6.0  | 343.3 |
| +12.5                         |            |          | 4.2  | 345.1 |
| S.L. Mead                     |            |          | 2.9  | 346.4 |
| 2+33                          | Hand Level | 343.75 ✓ |      |       |
| N.L.                          |            |          | 11.6 | 332.1 |
| +15'                          |            |          | 9.2  | 334.5 |
| N <sup>1</sup> / <sub>4</sub> |            |          | 7.6  | 336.1 |
| ⊘                             | Instrument | 349.302  |      |       |
| S <sup>1</sup> / <sub>4</sub> |            |          | 11.2 | 338.1 |
| +12.5                         |            |          | 5.9  | 343.4 |
| S.L. Mead                     |            |          | 4.25 | 345.0 |
|                               |            |          | 4.50 | 344.8 |
|                               | Hand Level | 343.75 ✓ |      |       |
| 2+56                          |            |          |      |       |
| N.L. Mead                     |            |          | 13.7 | 330.0 |
| +15'                          |            |          | 13.0 | 330.8 |
| N <sup>1</sup> / <sub>4</sub> |            |          | 12.8 | 331.0 |
| ⊘                             |            |          | 8.0  | 335.7 |
|                               | Instrument | 349.302  |      |       |
| +9'                           |            |          | 7.35 | 342.0 |
| S <sup>1</sup> / <sub>4</sub> |            |          | 5.55 | 343.7 |
| +12.5                         |            |          | 4.70 | 344.6 |
| S.L. Mead                     |            |          | 7.00 | 342.3 |



| STA                |                               | +    | H.I.                 | -     | Elev.  |
|--------------------|-------------------------------|------|----------------------|-------|--------|
| BM.                |                               |      |                      |       | 339.55 |
|                    | Hand Level                    | 0.00 | 339.55               |       |        |
| R+65 <sup>00</sup> | W.L. 43 <sup>rd</sup>         |      |                      |       |        |
|                    | N.L. Mead                     |      |                      | 11.0  | 328.6  |
|                    | +15'                          |      |                      | 10.0  | 329.6  |
|                    | N <sup>1</sup> / <sub>4</sub> |      |                      | 9.0   | 330.6  |
|                    | ⊕                             |      |                      | 7.4   | 332.2  |
|                    | Instrument                    |      | 349.30 <sup>02</sup> |       |        |
|                    | S <sup>1</sup> / <sub>4</sub> |      |                      | 11.55 | 337.7  |
|                    | +8'                           |      |                      | 7.7   | 341.6  |
|                    | +12.5'                        |      |                      | 8.45  | 340.8  |
|                    | +18.5'                        |      |                      | 11.0  | 338.3  |
|                    | +23.5'                        |      |                      | 6.0   | 343.3  |
|                    | S.L. Mead                     |      |                      | 5.3   | 344.0  |
|                    | Hand Level                    |      | 339.55               |       |        |
| R+70               |                               |      |                      |       |        |
|                    | N.L. Mead                     |      |                      | 10.6  | 329.0  |
|                    | +15'                          |      |                      | 10.4  | 329.2  |
|                    | N <sup>1</sup> / <sub>4</sub> |      |                      | 8.4   | 331.2  |
|                    | ⊕                             |      |                      | 8.6   | 331.0  |
|                    | S <sup>1</sup> / <sub>4</sub> |      |                      | 5.9   | 333.7  |
|                    | +12.5'                        |      |                      | 2.6   | 337.0  |
|                    | +19.5'                        |      |                      | 3.3   | 336.3  |
|                    | +25.5'                        |      |                      | 2.0   | 337.6  |
|                    | Instrument                    |      | 349.30 <sup>02</sup> |       |        |

| STA                |  | + | H.I.                 | -    | Elev. |
|--------------------|--|---|----------------------|------|-------|
|                    |  |   | 349.30               |      |       |
|                    |  |   |                      | 5.35 | 344.0 |
|                    | S.L. Mead                                      |   |                      | 4.80 | 344.5 |
|                    | Hand Level                                     |   | 339.55               |      |       |
| R+75               | W. Curb 43 <sup>rd</sup>                       |   |                      |      |       |
|                    | N.L. Mead                                      |   |                      | 9.3  | 330.3 |
|                    | +15'   |   |                      | 8.2  | 331.4 |
|                    | N <sup>1</sup> / <sub>4</sub>                  |   |                      | 7.3  | 332.3 |
|                    | ⊕  |   |                      | 7.5  | 332.1 |
|                    | S <sup>1</sup> / <sub>4</sub>                  |   |                      | 6.7  | 332.9 |
|                    | +12.5'   |   |                      | 6.0  | 333.6 |
|                    | +22.5'   |   |                      | 4.35 | 335.2 |
|                    | Instrument                                     |   | 349.30 <sup>02</sup> |      |       |
|                    | +25.5'   |   |                      | 6.25 | 343.0 |
|                    | S.L. Mead                                      |   |                      | 5.75 | 343.6 |
|                    | Hand Level                                     |   | 339.55               |      |       |
| R+85               | W <sup>1</sup> / <sub>4</sub> 43 <sup>rd</sup> |   |                      |      |       |
|                    | N.L. Mead                                      |   |                      | 4.0  | 335.6 |
|                    | +15'   |   |                      | 4.7  | 334.9 |
|                    | N <sup>1</sup> / <sub>4</sub>                  |   |                      | 4.3  | 335.3 |
|                    | ⊕  |   |                      | 3.5  | 336.1 |
|                    | S <sup>1</sup> / <sub>4</sub>                  |   |                      | 3.0  | 336.6 |
|                    | +12.5'   |   |                      | 6.3  | 333.3 |
|                    | S.L. Mead                                      |   |                      | 4.5  | 335.1 |
|                    | Instrument                                     |   | 349.30 <sup>02</sup> |      |       |
| R+95 <sup>00</sup> | ⊕ 43 <sup>rd</sup>                             |   |                      |      |       |

349.30

| STA  |                                  | + | H.I. | -    | Elev.  |
|------|----------------------------------|---|------|------|--------|
|      | N.L. Mead                        |   |      | 7.6  | 341.7  |
|      | +15'                             |   |      | 10.4 | 338.9  |
|      | N $\frac{1}{4}$                  |   |      | 10.2 | 339.1  |
|      | ¢                                |   |      | 6.0  | 343.3  |
|      | S $\frac{1}{4}$                  |   |      | 6.6  | 342.7  |
|      | +12.5                            |   |      | 7.7  | 341.6  |
|      | S.L. Mead                        |   |      | 15.2 | 334.1  |
| 3+05 | E $\frac{1}{4}$ 43 <sup>rd</sup> |   |      |      |        |
|      | N.L. Mead                        |   |      | 4.0  | 345.3  |
|      | +15'                             |   |      | 4.2  | 345.1  |
|      | N $\frac{1}{4}$                  |   |      | 4.5  | 344.8  |
|      | ¢ Top of Sewer Pipe              |   |      | 2.69 | 346.61 |
|      | Ground                           |   |      | 4.50 | 344.8  |
|      | +11'                             |   |      | 6.5  | 342.8  |
|      | S $\frac{1}{4}$                  |   |      | 5.2  | 344.1  |
|      | +12.5                            |   |      | 6.6  | 342.7  |
|      | +15.5                            |   |      | 7.3  | 342.0  |
|      | +20'                             |   |      | 10.4 | 338.9  |
|      | S.L. Mead                        |   |      | 11.8 | 337.5  |
| 3+15 | E. Curb 43 <sup>rd</sup>         |   |      |      |        |
|      | N.L. Mead                        |   |      | 3.7  | 345.6  |
|      | +15'                             |   |      | 2.5  | 346.8  |
|      | N $\frac{1}{4}$                  |   |      | 2.7  | 346.6  |
|      | ¢ Top of Sewer Pipe              |   |      | 2.73 | 346.6  |
|      | S $\frac{1}{4}$                  |   |      | 4.1  | 345.2  |

349.30

65

| STA |   | + | H.I. | -       | Elev.   |
|-----|---|---|------|---------|---------|
|     | +12.5   |   |      | 9.1     | 340.2   |
|     | +17.5   |   |      | 8.5     | 340.8   |
|     | +20.  |   |      | 5.5     | 343.8   |
|     | S.L. Mead                                       |   |      | 5.0     | 344.3   |
|     | 3+20  |   |      |         |         |
|     | N.L. Mead                                       |   |      | 3.8     | 345.5   |
|     | +15'  |   |      | 2.2     | 347.1   |
|     | N $\frac{1}{4}$                                 |   |      | 2.3     | 347.0   |
|     | ¢   |   |      | 2.7     | 346.6   |
|     | S $\frac{1}{4}$                                 |   |      | 3.4     | 345.9   |
|     | +12.5   |   |      | 7.9     | 341.4   |
|     | +21.5   |   |      | 7.5     | 341.8   |
|     | +24.5   |   |      | 4.7     | 344.6   |
|     | S.L. Mead                                       |   |      | 4.5     | 344.8   |
|     | 3+25 <sup>00</sup> E.L. 43 <sup>rd</sup> = 0+00 |   |      |         |         |
|     | N.L. Mead                                       |   |      | 2.9     | 346.4   |
|     | +15'  |   |      | 2.3     | 347.0   |
|     | N $\frac{1}{4}$                                 |   |      | 1.65    | 347.6   |
|     | ¢   |   |      | 2.00    | 347.3   |
|     | S $\frac{1}{4}$                                 |   |      | 3.0     | 346.3   |
|     | +12.5   |   |      | 3.75    | 345.5   |
|     | +19.5   |   |      | 6.2     | 343.1   |
|     | S.L. Mead                                       |   |      | 3.7     | 345.6   |
|     | BM. on G & E Manhole                            |   |      |         | 351.977 |
|     | 4.36  |   |      | 356.337 |         |

356.34

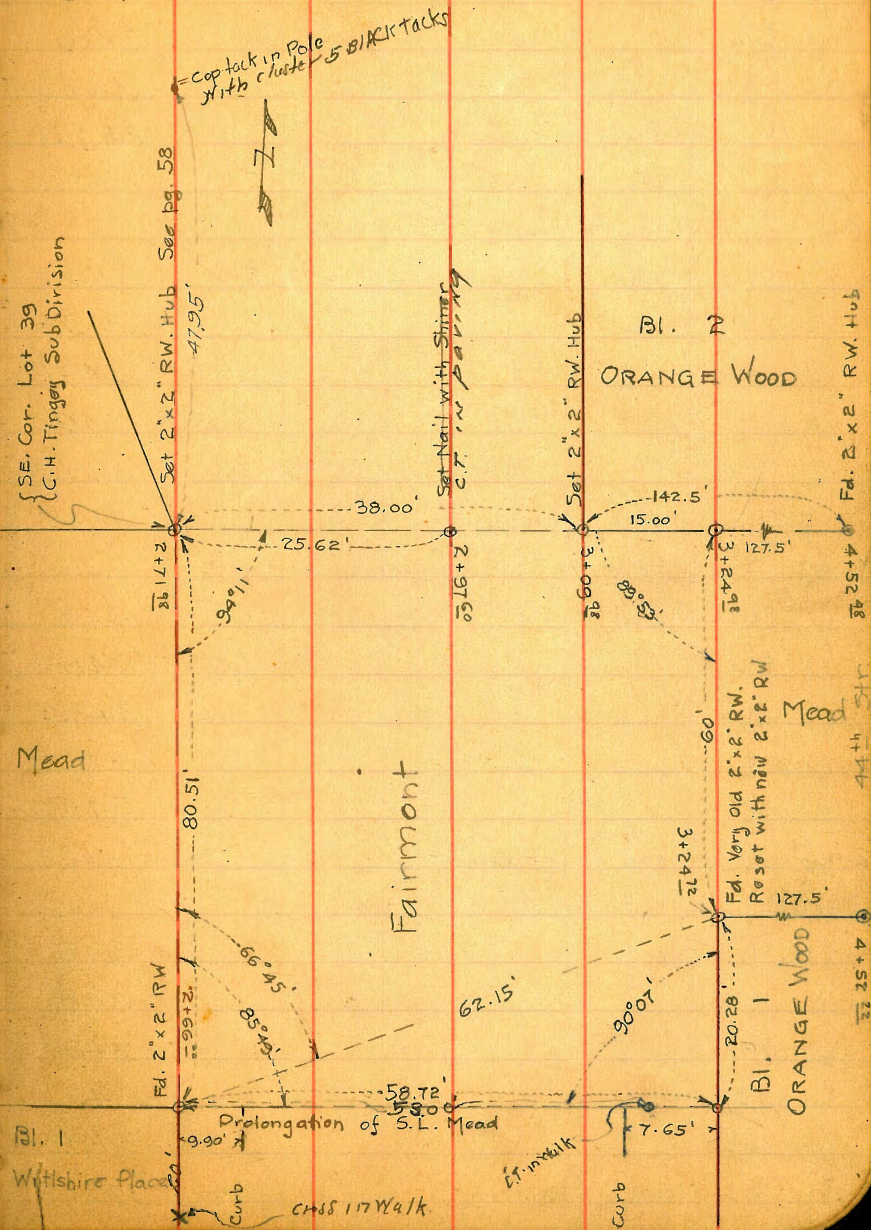
| STA                           | + | H.I. | -   | Elev. |
|-------------------------------|---|------|-----|-------|
| 0+20                          |   |      |     |       |
| N.L. Mead                     |   |      | 6.6 | 349.7 |
| +15'                          |   |      | 7.2 | 349.1 |
| N <sup>1</sup> / <sub>4</sub> |   |      | 7.1 | 349.2 |
| +4'                           |   |      | 8.0 | 348.3 |
| ⊕                             |   |      | 7.6 | 348.7 |
| S <sup>1</sup> / <sub>4</sub> |   |      | 8.0 | 348.3 |
| +12.5'                        |   |      | 7.5 | 348.8 |
| S.L. Mead                     |   |      | 7.0 | 349.3 |
| 0+40                          |   |      |     |       |
| N.L. Mead                     |   |      | 4.5 | 351.8 |
| +15'                          |   |      | 4.9 | 351.4 |
| +21'                          |   |      | 4.9 | 351.4 |
| +25'                          |   |      | 6.3 | 350.0 |
| N <sup>1</sup> / <sub>4</sub> |   |      | 6.6 | 349.7 |
| ⊕                             |   |      | 6.2 | 350.1 |
| S <sup>1</sup> / <sub>4</sub> |   |      | 5.5 | 350.8 |
| 12.5                          |   |      | 5.6 | 350.7 |
| S.L. Mead                     |   |      | 5.3 | 351.0 |
| 0+80                          |   |      |     |       |
| N.L. Mead                     |   |      | 5.0 | 351.3 |
| +15'                          |   |      | 4.7 | 351.6 |
| N <sup>1</sup> / <sub>4</sub> |   |      | 4.9 | 351.4 |
| ⊕                             |   |      | 4.2 | 352.1 |
| S <sup>1</sup> / <sub>4</sub> |   |      | 3.7 | 352.6 |

356.34

68

| STA                           | +                | H.I.           | -   | Elev. |
|-------------------------------|------------------|----------------|-----|-------|
| +12.5'                        |                  |                | 4.1 | 352.2 |
| S.L. Mead                     |                  |                | 3.9 | 352.4 |
| 1+25 <sup>50</sup>            | W.L. Alley Bl. 1 | Wilshire Place |     |       |
| N.L. Mead                     |                  |                | 3.3 | 353.0 |
| +15'                          |                  |                | 4.8 | 351.5 |
| N <sup>1</sup> / <sub>4</sub> |                  |                | 4.5 | 351.8 |
| ⊕                             |                  |                | 4.3 | 352.0 |
| S <sup>1</sup> / <sub>4</sub> |                  |                | 4.2 | 352.1 |
| +12.5'                        |                  |                | 3.6 | 352.7 |
| S.L. Mead                     |                  |                | 3.0 | 353.3 |
| 1+40 <sup>50</sup>            | E.L. Alley Bl. 1 | Wilshire Place |     |       |
| N.L. Mead                     |                  |                | 4.0 | 352.3 |
| +15'                          |                  |                | 5.0 | 351.3 |
| N <sup>1</sup> / <sub>4</sub> |                  |                | 4.7 | 351.6 |
| ⊕                             |                  |                | 4.6 | 351.7 |
| S <sup>1</sup> / <sub>4</sub> |                  |                | 4.5 | 351.8 |
| +12.5'                        |                  |                | 4.1 | 352.2 |
| S.L. Mead                     |                  |                | 2.3 | 354.0 |
| 1+80                          |                  |                |     |       |
| N.L. Mead                     |                  |                | 4.9 | 351.4 |
| +15'                          |                  |                | 5.8 | 350.5 |
| N <sup>1</sup> / <sub>4</sub> |                  |                | 5.6 | 350.7 |
| ⊕                             |                  |                | 5.4 | 350.9 |
| S <sup>1</sup> / <sub>4</sub> |                  |                | 5.0 | 351.3 |
| +12.5'                        |                  |                | 4.6 | 351.7 |

| STA                           | + | H.I.                             | -    | Elev.        |
|-------------------------------|---|----------------------------------|------|--------------|
| R+20                          |   |                                  | 4.15 | 352.2        |
| N.L. Mead                     |   |                                  | 6.0  | 350.3        |
| +15'                          |   |                                  | 6.0  | 350.3        |
| N <sup>1</sup> / <sub>4</sub> |   |                                  | 5.8  | 350.5        |
| ☐                             |   |                                  | 5.7  | 350.6        |
| S <sup>1</sup> / <sub>4</sub> |   |                                  | 5.5  | 350.8        |
| +12.5'                        |   |                                  | 5.0  | 351.3        |
| S.L. Mead                     |   |                                  | 4.3  | 352.0        |
| R+71 <sup>98</sup>            |   |                                  |      |              |
| W.L. Fairmont Ave.            |   | C.H. Tingey                      |      | Sub-Division |
| N.L. Mead                     |   |                                  | 7.5  | 348.5        |
| +15'                          |   |                                  | 7.2  | 349.1        |
| N <sup>1</sup> / <sub>4</sub> |   |                                  | 7.2  | 349.1        |
| ☐                             |   |                                  | 7.2  | 349.1        |
| S <sup>1</sup> / <sub>4</sub> |   |                                  | 7.3  | 349.0        |
| +12.5'                        |   |                                  | 6.5  | 349.8        |
| S.L. Mead                     |   |                                  | 5.6  | 350.7        |
| R+66 <sup>00</sup>            |   |                                  |      |              |
| W.L. Fairmont Ave.            |   | Wilshire Place.                  |      |              |
| B.M.                          |   | NW. Corb 44 <sup>th</sup> & Mead |      | 352.431      |
|                               |   | 2.64                             |      | 355.071      |
| R+81 <sup>98</sup>            |   |                                  |      |              |
| W. Curb Fairmont              |   |                                  |      |              |
| N.L. Mead                     |   |                                  | 6.4  | 348.7        |
| +15'                          |   |                                  | 6.2  | 348.9        |
| N <sup>1</sup> / <sub>4</sub> |   |                                  | 6.2  | 348.9        |
| ☐                             |   |                                  | 6.15 | 348.9        |



355.07

| STA                    | +                  | H.I.       | -    | Elev.  |
|------------------------|--------------------|------------|------|--------|
| S/4                    |                    |            | 6.0  | 349.1  |
| +12.5'                 |                    |            | 6.0  | 349.1  |
| W. Curb Bott. Pavement | }                  | S.L. Mead  | 5.96 | 349.11 |
| Top                    |                    |            | 5.31 | 349.76 |
| 2+91 <sup>98</sup>     | W 1/4 Fairmont     | S. of Mead |      |        |
| N.L. Mead              |                    |            | 6.4  | 348.7  |
| +15'                   |                    |            | 6.3  | 349.8  |
| N 1/4                  |                    |            | 6.0  | 349.1  |
| ⊥                      |                    |            | 5.85 | 349.2  |
| S/4                    |                    |            | 5.6  | 349.5  |
| S.L. Mead Pavement     |                    |            | 5.60 | 349.5  |
| 2+97 <sup>60</sup>     | ⊥ Fairmont         | N of Mead  |      |        |
| N.L. Mead              |                    |            | 6.6  | 348.5  |
| +10'                   |                    |            | 6.35 | 348.7  |
| N 1/4                  |                    |            | 6.2  | 348.9  |
| ⊥                      |                    |            | 5.9  | 349.2  |
| S/4                    |                    |            | 5.6  | 349.5  |
| 2+96 <sup>49</sup>     | S.L. Mead Pavement | ⊥ Fairmont | 5.35 | 349.7  |
| 3+06 <sup>78</sup>     | E 1/4 Fairmont     | S of Mead  |      |        |
| N.L. Mead              |                    |            | 7.0  | 348.1  |
| +10'                   |                    |            | 6.5  | 348.6  |
| N 1/4                  |                    |            | 6.4  | 348.7  |
| ⊥                      |                    |            | 6.0  | 349.1  |
| S/4                    |                    |            | 5.8  | 349.3  |
| S.L. Mead Pavement     |                    |            | 5.61 | 349.46 |

355.07

68

| STA                | +                | H.I.       | -    | Elev.  |
|--------------------|------------------|------------|------|--------|
| 3+09 <sup>98</sup> | E.L. Fairmont    | N of Mead  |      |        |
| N.L. Mead          |                  |            | 6.9  | 348.2  |
| +3'                | Top Side Walk    |            | 5.61 | 349.4  |
| +10'               |                  |            | 5.8  | 349.3  |
| +11'               |                  |            | 6.2  | 348.9  |
| N 1/4              |                  |            | 6.5  | 348.6  |
| ⊥                  |                  |            | 6.25 | 348.8  |
| S/4                |                  |            | 6.0  | 349.1  |
| S.L. Mead Pavement |                  |            | 5.76 | 349.3  |
| 3+17 <sup>07</sup> | E. Curb Fairmont | S. of Mead |      |        |
| N.L. Mead          |                  |            | 5.6  | 349.5  |
| +6.8'              | S.L. Side Walk   |            | 5.56 | 349.5  |
| +10'               | Curb gone        |            | 5.9  | 349.2  |
| +11'               |                  |            |      |        |
| N 1/4              |                  |            | 6.15 | 348.9  |
| ⊥                  |                  |            | 6.15 | 348.9  |
| S/4                |                  |            | 6.2  | 348.9  |
| +9'                |                  |            | 6.0  | 349.1  |
| +10'               | Curb gone        |            | 5.5  | 349.6  |
| S.L. Mead Pavement |                  |            | 6.03 | 349.04 |
| 3+24 <sup>73</sup> | E.L. Fairmont    | S of Mead  |      |        |
| N.L. Mead          |                  |            | 5.3  | 349.8  |
| +6.8'              | S.L. Side Walk   |            | 5.39 | 349.7  |
| +10'               |                  |            | 5.85 | 349.2  |
| +11'               | Curb gone        |            |      |        |

355.07

| STA                           | +                   | H.I.      | -    | Elev.  |
|-------------------------------|---------------------|-----------|------|--------|
| N <sup>1</sup> / <sub>4</sub> |                     |           | 5.7  | 349.4  |
| ☐                             |                     |           | 5.8  | 349.3  |
| S <sup>1</sup> / <sub>4</sub> |                     |           | 6.0  | 349.1  |
| +9'                           |                     |           | 5.75 | 349.3  |
| +16'                          | Curb gone           |           | 5.40 | 349.7  |
| S.L. Mead                     |                     | Side Walk | 5.35 | 349.7  |
| 3+36 <sup>00</sup>            |                     |           |      |        |
| N. Curb Top                   | } Beginning of Curb |           | 5.39 | 349.68 |
| " Bott.                       |                     |           | 5.75 | 349.3  |
| N <sup>1</sup> / <sub>4</sub> |                     |           | 5.6  | 349.5  |
| ☐                             |                     |           | 5.7  | 349.4  |
| S <sup>1</sup> / <sub>4</sub> |                     |           | 5.6  | 349.5  |
| +9'                           |                     |           | 5.7  | 349.4  |
| +10'                          | Curb gone           |           | 5.2  | 349.9  |
| S.L. Mead                     |                     |           | 4.9  | 350.1  |
| 3+51 <sup>00</sup>            |                     |           |      |        |
| N. Curb Top                   |                     |           | 5.05 | 350.02 |
| " Bott.                       |                     |           | 5.55 | 349.5  |
| N <sup>1</sup> / <sub>4</sub> |                     |           | 5.3  | 349.8  |
| ☐                             |                     |           | 5.4  | 349.7  |
| S <sup>1</sup> / <sub>4</sub> |                     |           | 5.2  | 349.9  |
| S. Curb Bott.                 | } Beginning of Curb |           | 5.5  | 349.6  |
| " Top                         |                     |           | 5.03 | 350.04 |

355.07

69

| STA   | +   | H.I.       | -    | Elev.  |
|---|---|------------|------|--------|
| 4+00  |   |            |      |        |
| N. Curb Top   |   |            | 3.96 | 350.11 |
| " Bott.   |   |            | 4.65 | 350.4  |
| N <sup>1</sup> / <sub>4</sub>                           |   |            | 4.3  | 350.8  |
| ☐   |   |            | 4.2  | 350.9  |
| S <sup>1</sup> / <sub>4</sub>                           |   |            | 4.4  | 350.7  |
| S. Curb Bott.   |   |            | 4.75 | 350.2  |
| " Top   |   |            | 4.35 | 350.72 |
| 4+52 <sup>40</sup>                                      | W.L. 44 <sup>th</sup>   | N. of Mead |      |        |
| N. Curb Top   |   |            | 2.80 | 352.27 |
| " Bott.   |   |            | 3.30 | 351.8  |
| N <sup>1</sup> / <sub>4</sub>                           |   |            | 3.30 | 351.8  |
| ☐   |   |            | 3.00 | 352.1  |
| S <sup>1</sup> / <sub>4</sub>                           |   |            | 3.40 | 351.7  |
| S. Curb Bott.   |   |            | 3.75 | 351.3  |
| " Top   |   |            | 3.28 | 351.79 |
| 4+55 <sup>20</sup>                                      | W. 44 <sup>th</sup>   | S. of Mead |      |        |
| on diagram<br>4+52 <sup>40</sup><br>diagram<br>correct. | } No Side Walk on South Side of<br>Mead between Fairmont & 44 <sup>th</sup> |            |      |        |

43rd Str. from S.L. Mead 200' South  
60' Street 39.7' Between Curbs

353.30

70

| STA  | +                 | H.I.           | -    | Elev.   |
|------|-------------------|----------------|------|---------|
| 0+00 | S.L. Mead         | See Page 64-65 |      |         |
|      | BM. G & E Manhole |                |      | 351.977 |
|      |                   | 1.32           |      | 353.297 |
| 0+20 |                   |                |      |         |
|      | W.L. 43rd         |                | 9.6  | 343.7   |
|      | +10'              |                | 14.6 | 338.7   |
|      | W 1/4             |                | 15.8 | 337.5   |
|      | ⊕                 |                | 15.9 | 337.4   |
|      | +7'               |                | 16.2 | 337.1   |
|      | E 1/4             |                | 14.2 | 339.1   |
|      | +10'              |                | 7.4  | 345.9   |
|      | E.L. 43rd         |                | 7.0  | 346.3   |
| 0+35 |                   |                |      |         |
|      | W.L. 43rd         |                | 8.75 | 344.6   |
|      | +10'              |                | 8.65 | 344.6   |
|      | +13'              |                | 9.50 | 343.8   |
|      | W 1/4             |                | 8.55 | 344.7   |
|      | ⊕                 |                | 8.0  | 345.3   |
|      | +5'               |                | 8.4  | 344.9   |
|      | E 1/4             |                | 12.1 | 341.2   |
|      | +10'              |                | 7.1  | 346.2   |
|      | E.L. 43rd         |                | 7.0  | 346.3   |
| 0+50 |                   |                |      |         |
|      | W.L. 43rd         |                | 9.2  | 344.1   |
|      | +10'              |                | 8.9  | 344.4   |

Curb have settled and partly torn out.

Plotted - 6-5-28 G.B.H.

| STA  | +                                     | H.I. | -    | Elev.  |
|------|---------------------------------------|------|------|--------|
|      | W 1/4                                 |      | 8.25 | 346.0  |
|      | ⊕                                     |      | 7.7  | 345.6  |
|      | E 1/4                                 |      | 7.0  | 346.3  |
|      | +6'                                   |      | 8.8  | 344.5  |
|      | +10'                                  |      | 7.1  | 346.2  |
|      | E.L. 43rd                             |      | 7.0  | 347.3  |
| 1+00 | Beginning of Curbs in good condition. |      |      |        |
|      | W.L. 43rd                             |      | 6.8  | 346.5  |
|      | W. Curb Top                           |      | 6.71 | 346.59 |
|      | " Bot.                                |      | 7.2  | 346.1  |
|      | W 1/4                                 |      | 6.3  | 347.0  |
|      | ⊕                                     |      | 6.1  | 347.2  |
|      | E 1/4                                 |      | 6.5  | 346.8  |
|      | E. Curb Bot                           |      | 7.0  | 346.3  |
|      | " Top                                 |      | 6.56 | 346.74 |
|      | E.L. 43rd                             |      | 6.20 | 347.1  |
| 1+50 |                                       |      |      |        |
|      | W.L. 43rd                             |      | 7.0  | 346.3  |
|      | W. Curb Top                           |      | 6.50 | 346.80 |
|      | " Bot                                 |      | 7.0  | 346.3  |
|      | W 1/4                                 |      | 6.3  | 347.0  |
|      | ⊕                                     |      | 6.0  | 347.3  |
|      | E 1/4                                 |      | 6.5  | 346.8  |
|      | E. Curb Bot.                          |      | 7.0  | 346.3  |
|      | " Top                                 |      | 6.33 | 346.97 |

No Side Walks

No Side Walks

353.30

| STA          | + | H.I. | -    | Elev.  |
|--------------|---|------|------|--------|
| E.L. 43rd    |   |      | 5.9  | 347.4  |
| 2+00         |   |      |      |        |
| W.L. 43rd    |   |      | 6.7  | 346.6  |
| W. Curb Top  |   |      | 6.4  | 346.9  |
| Bot.         |   |      | 6.8  | 346.5  |
| W/4          |   |      | 6.3  | 347.0  |
| ϕ            |   |      | 6.0  | 347.3  |
| E/4          |   |      | 6.3  | 347.0  |
| E. Curb Both |   |      | 6.9  | 346.4  |
| Top          |   |      | 6.31 | 346.95 |
| E.L. 43rd    |   |      | 6.00 | 347.3  |

No Side Walks

X-Section County Rd (Fairmont Grade)  
from N.L. Mead North to City Limits

BM. G & E Manhole 351.98

1.36 353.34

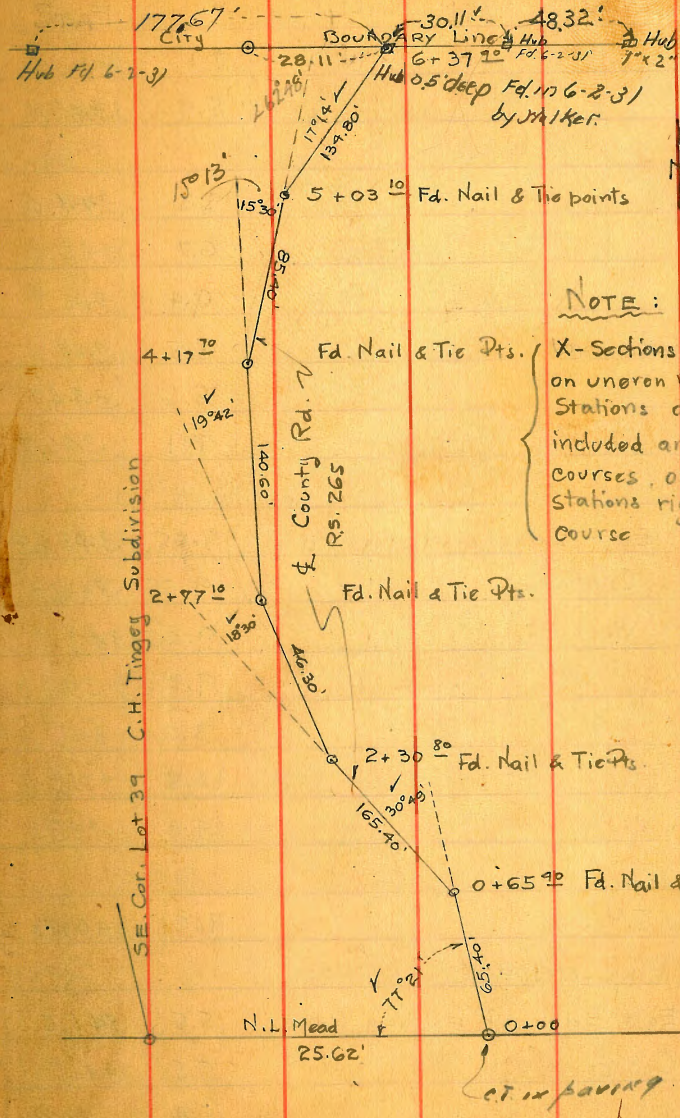
0+00 N.L. Mead see pg. 67

|      |  |  |     |       |
|------|--|--|-----|-------|
| 0+35 |  |  |     |       |
| W.L. |  |  | 4.8 | 348.5 |
| +3'  |  |  | 4.9 |       |
| +5'  |  |  | 5.8 |       |
| +8'  |  |  | 4.8 |       |
| +12' |  |  | 5.1 |       |
| +14' |  |  | 6.5 |       |
| ϕ    |  |  | 6.6 | 346.7 |

Plotted 6-6-28.

C.B.H.

to N.L. Mead (DATE F.R. 180-4.5  
30.14 to Fairmount City  
(171.70 County)



NOTE:

X-Sections were taken on uneven numbered Stations on line dividing included angle between courses, on even numbered stations right angle with course



353.34

| STA                | +                         | H.I.   | -    | Elev.  |
|--------------------|---------------------------|--------|------|--------|
| +10'               |                           |        | 7.1  |        |
| E.L.               |                           |        | 5.9  | 347.4  |
| 0+65 <sup>40</sup> |                           |        |      |        |
| W.L.               |                           |        | 9.3  | 344.0  |
| +10'               |                           |        | 6.7  | 346.6  |
| +18'               |                           |        | 6.4  | 346.9  |
| +22'               |                           |        | 8.5  | 344.8  |
| ⊕                  |                           |        | 8.6  | 344.7  |
| E.L.               |                           |        | 7.1  | 346.2  |
| 1+00               |                           |        |      |        |
| E.L.               | East Edge of existing Rd  |        | 9.65 | 343.69 |
| +8'                | Center " " "              |        | 9.55 | 343.8  |
| +16'               | West Edge " " "           |        | 9.45 | 343.9  |
| ⊕                  |                           |        | 9.2  | 344.0  |
| +7'                |                           |        | 8.2  | 345.1  |
| +20'               |                           |        | 13.8 | 339.5  |
| W.L.               |                           |        | 14.0 | 339.3  |
| 2 1+50             |                           |        |      |        |
| E.L.               | T.P.                      |        | 7.21 | 346.13 |
|                    | Hand Level 0.9            | 347.03 |      |        |
| +5'                | East Edge of Existing Rd. |        | 5.5  | 341.5  |
| +10'               | Center " " "              |        | 5.5  | 341.5  |
| ⊕                  |                           |        | 5.4  | 341.6  |
| +2'                | West edge " " "           |        | 5.1  | 341.9  |
| +12'               |                           |        | 4.7  | 342.3  |

347.03

72

| STA                | +                      | H.I.   | -    | Elev.  |
|--------------------|------------------------|--------|------|--------|
| +18'               |                        |        | 6.7  | 340.3  |
| W.L.               |                        |        | 8.3  | 338.7  |
| 2+00               |                        |        |      |        |
|                    | Instr.                 | 353.34 |      |        |
| E.L.               |                        |        | 5.8  | 347.5  |
| +18'               | T.P.                   |        | 8.65 | 344.69 |
|                    | Hand Level 0.00        | 344.69 |      |        |
| +22'               | East Edge Existing Rd. |        | 6.0  | 338.7  |
| ⊕                  |                        |        | 5.9  | 338.8  |
| +8'                | Center " " "           |        | 5.7  | 339.0  |
| +10'               | West Edge " " "        |        | 5.7  | 339.0  |
| W.L.               |                        |        | 6.0  | 338.7  |
| 2+30 <sup>80</sup> |                        |        |      |        |
|                    | Instr.                 | 353.34 |      |        |
| E.L.               |                        |        | 5.80 | 347.5  |
| ⊕                  |                        |        | 8.75 | 344.6  |
|                    | T.P.                   |        | 13.0 | 340.34 |
|                    | Hand Level 2.40        | 342.74 |      |        |
| +5'                | East Edge Existing Rd  |        | 6.2  | 337.1  |
| +18'               | Center " " "           |        | 5.4  | 337.3  |
| W.L.               | West " " "             |        | 5.4  | 337.3  |
| 2+77 <sup>10</sup> |                        |        |      |        |
|                    | Instr.                 | 353.34 |      |        |
| E.L.               |                        |        | 6.75 | 346.6  |
| +21'               |                        |        | 9.1  | 340.2  |
|                    |                        |        | 13.0 | 340.34 |
|                    | Hand Level 0.00        | 340.34 |      |        |
| ⊕                  |                        |        | 0.5  | 352.8  |

340.34

| STA  |           | +            | H.I.   | -    | Elev   |
|------|-----------|--------------|--------|------|--------|
| +4'  | East Edge | existing Rd. |        | 5.8  | 334.5  |
| +13' | Center    | " "          |        | 6.0  | 334.3  |
| +23' | West      | " "          |        | 5.1  | 335.2  |
| W.L. |           |              |        | 5.6  | 334.7  |
|      | Instr.    |              | 353.34 |      |        |
|      | T.P.      |              |        | 8.07 | 345.27 |
|      |           | 5.78         | 351.05 |      |        |

3+60

|      |            |              |        |       |        |
|------|------------|--------------|--------|-------|--------|
| E.L. |            |              |        | 5.40  | 346.6  |
| +19' |            |              |        | 8.70  | 342.3  |
|      | T.P.       |              |        | 13.00 | 338.05 |
|      | Hand Level | 0.00         | 338.05 |       |        |
| ⊕    |            |              |        | 2.00  | 336.0  |
| +3'  | East Edge  | existing Rd. |        | 5.0   |        |
| +12' | Center     | " "          |        | 5.0   | 333.0  |
| +20' | West       | " "          |        | 4.5   |        |
| W.L. |            |              |        | 6.5   | 331.5  |

3+50

|      |            |              |        |       |        |
|------|------------|--------------|--------|-------|--------|
|      |            |              |        |       |        |
| E.L. |            |              |        | 6.0   | 345.0  |
| +13' |            |              |        | 8.6   |        |
|      | T.P.       |              |        | 13.00 | 338.05 |
|      | Hand Level | 0.00         | 338.05 |       |        |
| ⊕    |            |              |        | 3.9   | 334.1  |
| +4'  | East Edge  | Existing Rd. |        | 8.0   |        |
| +12' | Center     | " "          |        | 7.6   | 330.4  |

338.05

73

| STA  |            | +            | H.I.   | -    | Elev   |
|------|------------|--------------|--------|------|--------|
| +21' | West Edge  | existing Rd. |        | 7.1  |        |
| W.L. |            |              |        | 9.7  | 328.4  |
| 4+00 |            |              |        |      |        |
|      | Instrument |              | 351.05 |      |        |
| E.L. |            |              |        | 5.1  | 346.0  |
| +17' |            |              |        | 8.2  |        |
| ⊕    |            |              |        | 11.9 | 339.2  |
|      | T.P.       |              |        | 13.0 | 338.05 |

Hand Level 1.00 339.05

|                    |           |             |        |       |        |
|--------------------|-----------|-------------|--------|-------|--------|
| +11'               | East Edge | existing Rd |        | 11.4  |        |
| +21'               | Center    | " "         |        | 11.1  | 328.0  |
| W.L.               |           |             |        | 11.3  | 327.0  |
| +7'                | West Edge | " "         |        | 11.0  |        |
| 4+17 <sup>00</sup> |           |             |        |       |        |
|                    | Instr.    |             | 351.05 |       |        |
| E.L.               |           |             |        | 5.2   | 345.9  |
| +14'               |           |             |        | 6.8   |        |
| ⊕                  |           |             |        | 11.65 | 339.4  |
|                    | T.P.      |             |        | 13.0  | 338.05 |

Hand Level 0.00 338.05

|                    |           |              |        |      |       |
|--------------------|-----------|--------------|--------|------|-------|
| +11'               | East Edge | existing Rd  |        | 11.3 |       |
| +22'               | Center    | " "          |        | 10.8 | 327.3 |
| W.L.               |           |              |        | 10.7 | 327.4 |
| +6'                | West Edge | existing Rd. |        | 10.8 |       |
| 4+50 <sup>00</sup> |           |              |        |      |       |
|                    | Instr.    |              | 351.05 |      |       |
| E.L.               |           |              |        | 4.0  | 347.1 |

351.05

| STA        | +                     | H.I.   | -    | Elev.  |
|------------|-----------------------|--------|------|--------|
| +12'       |                       |        | 6.3  | 344.8  |
| ⊕          |                       |        | 12.9 | 338.2  |
| T.P.       |                       |        | 13.0 | 338.05 |
| Hand Level | 0.2                   | 338.25 |      |        |
| +4'        |                       |        | 1.70 |        |
| +11'       | East Edge existing Rd |        | 13.5 |        |
| +22'       | Center " "            |        | 12.7 | 325.6  |
| W.L.       |                       |        | 12.7 | 325.6  |
| +7'        | West edge " "         |        | 12.9 |        |

S+03<sup>10</sup>

|            |                        |          |      |        |
|------------|------------------------|----------|------|--------|
|            | Instrument             | 351.05 ✓ |      |        |
| E.L.       |                        |          | 4.55 | 346.5  |
| +9'        |                        |          | 6.2  |        |
| T.P.       |                        |          | 13.0 | 338.05 |
| Hand Level | 1.00                   | 339.05   |      |        |
| ⊕          |                        |          | 3.0  | 338.1  |
| +3'        |                        |          | 17.9 |        |
| +9'        | East Edge existing Rd. |          | 17.0 |        |
| +17'       | Center                 |          | 16.7 | 322.4  |
| W.L.       |                        |          | 16.3 | 322.8  |
| +3'        | West " " "             |          | 16.3 |        |

S+50

|      |        |          |      |        |
|------|--------|----------|------|--------|
|      | Instr. | 351.05 ✓ |      |        |
| E.L. |        |          | 10.9 | 340.2  |
| T.P. |        |          | 13.0 | 338.05 |

74

| STA        | +                      | H.I.     | -    | Elev.  |
|------------|------------------------|----------|------|--------|
| Hand Level | 0.50                   | 338.55   |      |        |
| +12'       |                        |          | 5.1  |        |
| T.P.       |                        |          | 13.0 | 325.55 |
|            | 0.00                   | 325.55   |      |        |
| +20'       |                        |          | 6.0  |        |
| ⊕          | East Edge existing Rd. |          | 7.1  | 318.5  |
| +10'       | Center " "             |          | 6.0  | 319.6  |
| +20'       | West Edge " "          |          | 5.8  |        |
| W.L.       |                        |          | 6.5  | 319.1  |
| G+00       | Instr.                 | 351.05 ✓ |      |        |
| T.P.       |                        |          | 4.21 | 346.84 |
|            | 3.40                   | 350.24 ✓ |      |        |
| T.P.       |                        |          | 13.0 | 337.24 |
| Hand Level | 1.00                   | 338.24   |      |        |
| E.L.       |                        |          | 6.2  | 332.0  |
| +4'        |                        |          | 8.0  |        |
| T.P.       |                        |          | 13.0 | 325.24 |
|            | 0.40                   | 325.64   |      |        |
| +9'        |                        |          | 1.4  |        |
| +12'       |                        |          | 2.8  |        |
| +18'       | East Edge existing Rd  |          | 8.5  |        |
| ⊕          |                        |          | 8.0  | 317.6  |
| +2'        | Center " "             |          | 8.0  | 317.6  |
| +13'       | West Edge " "          |          | 7.8  |        |
| W.L.       |                        |          | 14.5 | 311.1  |

| STA                | +                      | H.I.   | -    | Elev   |
|--------------------|------------------------|--------|------|--------|
| G+37 <sup>90</sup> | Instr.                 | 351.05 |      |        |
|                    | T.P.                   |        | 13.0 | 338.05 |
|                    | Hand Level             | 0.00   |      | 338.05 |
|                    | T.P.                   |        | 13.0 | 325.05 |
|                    |                        | 1.40   |      | 326.45 |
| E.L.               |                        |        | 7.9  | 318.6  |
| +4'                |                        |        | 6.3  |        |
| +10'               |                        |        | 10.6 |        |
| +15'               | East Edge existing Rd. |        | 9.8  |        |
| +22'               | Center " "             |        | 10.0 | 316.5  |
| ⊕                  |                        |        | 10.0 | 316.5  |
| +7'                | West Edge " "          |        | 9.0  |        |
|                    | T.P.                   |        | 13.0 | 313.45 |
|                    |                        | 0.00   |      | 313.45 |
| +25'               |                        |        | 5.1  |        |
| W.L.               |                        |        | 6.5  | 307.0  |

X sec 43<sup>rd</sup> St. From El Cajon  
to 400' North 10' Roadway

| STA     | +      | Elev     |
|---------|--------|----------|
| BM      | 2.59   | 367.11   |
| T.P.    | 0.79   | 354.93   |
| T.P.    | 4.48   | 352.25   |
| T.P.    | 7.21   | 358.69   |
| 0+00    | = N.L. | El Cajon |
| wcb     | 1.20   | 357.5    |
| gvt Pav | 1.84   | 356.9    |
| 1/4 Pav | 1.69   | 357.0    |
| ⊕ Pav   | 1.80   | 356.9    |
| 1/4 Pav | 2.27   | 356.4    |
| gvt Pav | 3.00   | 355.7    |
| cb      | 2.57   | 356.1    |
| 0+25    |        |          |
| Ecb     | 3.23   | 355.5    |
| wcb     | 1.79   | 356.9    |
| 0+50    |        |          |
| wcb     | 2.40   | 356.3    |
| Ecb     | 3.95   | 354.7    |
| 0+75    |        |          |
| Ecb     | 4.73   | 354.0    |
| wcb     | 3.26   | 355.4    |
| 1+00    |        |          |
| wcb     | 4.13   | 354.6    |
| Ecb     | 5.56   | 353.1    |

Jun 27-28  
Loudon  
Isbell  
Morgan  
Elev.  
New B.R. roads  
Cobolanza

|      |        |       |  |
|------|--------|-------|--|
| 4+25 | 358.69 |       |  |
| Ecb  | 6.23   | 352.5 |  |
| wcb  | 5.01   | 353.8 |  |
| 1+50 |        |       |  |
| wcb  | 5.84   | 352.9 |  |
| Ecb  | 7.08   | 357.6 |  |
| 1+75 |        |       |  |
| Ecb  | 7.82   | 350.9 |  |
| wcb  | 6.72   | 352.0 |  |
| 2+00 |        |       |  |
| wcb  | 7.67   | 357.0 |  |
| Ecb  | 9.67   | 350.0 |  |
| 2+25 |        |       |  |
| Ecb  | 9.35   | 349.3 |  |
| wcb  | 8.54   | 350.1 |  |
| 2+50 |        |       |  |
| wcb  | 9.39   | 349.3 |  |
| Ecb  | 10.00  | 348.7 |  |
| 2+75 |        |       |  |
| Ecb  | 10.82  | 347.9 |  |
| wcb  | 10.24  | 348.5 |  |
| 2+91 |        |       |  |
| wcb  | 10.86  | 347.8 |  |
| Ecb  | 11.36  | 347.3 |  |

100' of Sidewalk in on East  
Sta 2+50 to Sta 3+50

100' of Sidewalk in on  
West Sta 1+00 to Sta 2+00

|  |        |        |      |
|--|--------|--------|------|
| 3+00   | 358.69 |        |      |
| Ecb  | 11.50  | 347.2  |      |
| wcb  | 11.02  | 347.7  |      |
| 3+25   |        |        |      |
| wcb  | 11.30  | 347.4  |      |
| Ecb  | 11.65  | 347.0  |      |
| 3+50   |        |        |      |
| Ecb  | 11.75  | 346.9  |      |
| wcb  | 11.53  | 347.1  |      |
| B.M. Fire Hyd. <sup>top outlet N side</sup> El Cajon | 0.57   | 358.18 |      |
| T.P.   | 2.09   | 353.12 |      |
| 3+75   |        |        |      |
| wcb  | 6.24   | 346.8  |      |
| Ecb  | 6.35   | 346.7  |      |
| 4+00   |        |        |      |
| Ecb  | 6.39   | 346.7  |      |
| wcb  | 6.26   | 346.8  |      |
| T.P.   | 12.56  | 363.88 | 1.80 |
| T.P.   | 4.54   | 367.45 | 0.97 |
| B.M. Beginning                                       | 2.96   | 364.44 |      |

Profile of Storm Drain End of

35<sup>th</sup> St (Sketch on)

Jun 27-28

Loudon  
Morgan  
Isbell.

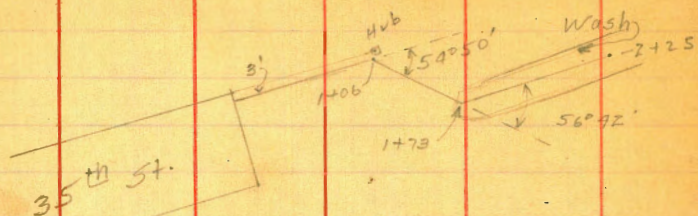
77

(Get EI from Book 1194)  
35<sup>th</sup> & Benton

| BM       | 1.06 | 387.69 | 386.63 | BP OE<br>35 <sup>th</sup> & Benton | Face            |      |        |       |
|----------|------|--------|--------|------------------------------------|-----------------|------|--------|-------|
| 0+00     |      |        | 383.9  |                                    | 1+67            |      | 13.3   | 326.6 |
| 0+01     |      |        | 383.4  |                                    | 1+69            |      | 10.0   | 329.9 |
| 0+06     |      |        | 379.8  |                                    | 1+73 = L        |      | 12.6   | 327.3 |
| 0+19     |      |        | 373.4  |                                    | 1+74            |      | 12.8   | 327.1 |
| T.P.     | 2.15 | 377.05 | 374.90 |                                    | 1+77            |      | 16.1   | 323.8 |
| 0+33     |      |        | 368.5  |                                    | T.P.            | 0.01 | 327.05 | 12.84 |
| 0+50     |      |        | 363.0  |                                    | 1+80            |      | 10.9   | 316.1 |
| T.P.     | 0.23 | 365.04 | 364.81 |                                    | 1+86            |      | 14.3   | 312.7 |
| 0+64     |      |        | 358.0  |                                    | T.P. Hand level | 0.0  | 314.4  | 12.6  |
| 0+85     |      |        | 352.4  |                                    | 1+91            |      | 4.2    | 310.2 |
| T.P.     | 0.29 | 352.43 | 352.14 |                                    | 1+93            |      | 5.2    | 309.2 |
| 1+00     |      |        | 348.9  |                                    | 1+96            |      | 8.9    | 305.5 |
| 1+06 = L |      |        | 346.8  |                                    | 2+00            |      | 10.3   | 304.1 |
| 1+21     |      |        | 343.0  |                                    | 2+06            |      | 13.3   | 301.1 |
| 1+37     |      |        | 339.2  |                                    | T.P.            | 0.5  | 302.1  | 12.8  |
| T.P.     | 0.50 | 339.88 | 339.38 |                                    | 2+09            |      | 1.9    | 300.2 |
| 1+41     |      |        | 337.6  |                                    | 2+15            |      | 5.8    | 296.3 |
| 1+42     |      |        | 336.4  |                                    | 2+20            |      | 8.5    | 293.6 |
| 1+47     |      |        | 335.4  |                                    | 2+25            |      | 9.6    | 292.5 |
| 1+48     |      |        | 337.2  |                                    |                 |      |        |       |
| 1+50     |      |        | 336.7  |                                    |                 |      |        |       |
| 1+51     |      |        | 334.1  |                                    |                 |      |        |       |
| 1+52     |      |        | 331.9  |                                    |                 |      |        |       |
| 1+55     |      |        | 332.6  |                                    |                 |      |        |       |
| 1+60     |      |        | 331.5  |                                    |                 |      |        |       |

4.29

12.15



Storm-Drain location End of 35th

Additional X-Sections from Sta. 0+40 (See pg. 62, BK. 125a) to Sta. 3+25 (E.L. 431.9) all North of N.L. Mead.

| Station                               | Offset    | Elev.  |
|---------------------------------------|-----------|--------|
| BM. SE. Cor. Mead & Vanduyke          |           | 358.91 |
|                                       | 1.45      | 360.36 |
| 0+40 N.L. +5'                         | See p. 62 | 4.0    |
|                                       |           | 354.9  |
| +80 N.L. +6'                          |           | 6.7    |
|                                       |           | 352.2  |
| 1+25 N.L. +8'                         |           | 8.9    |
|                                       |           | 350.0  |
| +40' N.L. +10'                        |           | 9.8    |
|                                       |           | 349.1  |
| +80' N.L. +15'                        |           | 10.5   |
|                                       |           | 348.4  |
| BM. Pier El Capitan Pipe Line         |           | 339.55 |
|                                       | 5.58      | 345.13 |
| Where it disappears in Ground         |           |        |
| 1+92 N.L. Mead & El Capitan Pipe Line |           | 1.10   |
|                                       |           | 344.0  |
| 2+00 N.L. +6'                         |           | 1.77   |
|                                       |           | 343.4  |
| +8'                                   |           | 4.90   |
|                                       |           | 340.2  |
| +18'                                  |           | 2.2    |
|                                       |           | 342.9  |
| 2+20 N.L. +18'                        |           | 6.7    |
|                                       |           | 338.4  |
| +20' El Capitan Pipe                  |           | 3.43   |
|                                       |           | 341.70 |
| +22'                                  |           | 8.00   |
|                                       |           | 337.1  |
| 2+30 N.L. +20'                        |           | 10.5   |
|                                       |           | 334.6  |
| +23.5                                 |           | 9.8    |
|                                       |           | 335.3  |
| +26.5                                 |           | 4.35   |
|                                       |           | 340.78 |

JAEGER } July 12th 1928.  
Bailey }  
Clavert }

345.13

78

| STA                           | +    | H.I.            | -      | Elev.  |
|-------------------------------|------|-----------------|--------|--------|
|                               | +29' |                 | 9.4    | 335.7  |
|                               | +41' |                 | 7.8    | 337.3  |
| 2+56 N.L.                     | +20' |                 | 17.0   | 328.1  |
|                               | +67' |                 | 18.3   | 326.8  |
|                               | +70' | El Capitan Pipe | 7.7    | 337.4  |
| 2+65 N.L.                     | +20' |                 | 17.1   | 328.0  |
|                               | +30' |                 | 17.1   | 328.0  |
| 2+75 N.L.                     | +20' |                 | 15.4   | 329.7  |
|                               | +30' |                 | 17.5   | 327.6  |
| 2+85 N.L.                     | +10' |                 | 9.5    | 335.6  |
|                               | +20' |                 | 10.3   | 334.8  |
|                               | +30' |                 | 12.4   | 332.7  |
| 2+95 N.L.                     | +5'  |                 | 3.7    | 341.4  |
|                               | +10' |                 | 5.5    | 339.6  |
|                               | +20' |                 | 7.7    | 337.4  |
|                               | +30' |                 | 9.8    | 335.3  |
| 3+05 N.L.                     | +5'  |                 | 0.0    | 345.1  |
|                               | +10' |                 | 1.6    | 343.5  |
|                               | +20' |                 | 3.6    | 341.5  |
|                               | +30' |                 | 5.9    | 339.2  |
| BM. Gas M. H. Fairmont & Mead |      |                 |        | 351.98 |
|                               |      | 2.61            | 354.59 |        |
| 3+15 N.L.                     | +10' |                 | 10.0   | 344.6  |
|                               | +20' |                 | 11.4   | 343.2  |
|                               | +30' |                 | 14.5   | 340.1  |

357.59

79

| STA.      | +    | H.I. | -    | Elev. |
|-----------|------|------|------|-------|
| 3+20 N.L. | +10' |      | 9.1  | 345.5 |
|           | +20' |      | 10.4 | 344.2 |
|           | +30' |      | 13.2 | 341.4 |
| 3+25 N.L. | +10' |      | 8.4  | 346.2 |
|           | +20' |      | 9.4  | 345.2 |
|           | +30' |      | 12.3 | 342.3 |



|    |         |         |         |         |          |         |
|----|---------|---------|---------|---------|----------|---------|
| S  | 374.250 | 388.695 | 384.095 | 378.246 | 364.600  | 347.456 |
| 3+ | + 7.217 | 4.60    | + 7.695 | - 3.913 | 4.255    | - 8.004 |
|    | 381.467 | 384.095 | 391.790 | 374.333 | 368.855  | 339.452 |
|    | - 2.412 | 379.055 | 4.55    | 378.246 | 364.600  | 351.877 |
| 3+ | 379.055 | + 7.390 | 387.440 | - 8.581 | + 4.852  | + 2.732 |
|    | + 3.030 | 386.445 | 391.790 | 369.665 | 369.452  | 354.609 |
|    | 382.085 | - 5.075 | - 5.073 | + 3.190 | - 5.031  | 2.278   |
|    | - 4.591 | 381.370 | 386.717 | 372.855 | 364.421  | 352.331 |
|    | 377.494 | 386.445 | + 5.410 | - 3.082 | 369.452  | + 7.370 |
|    | + 6.101 | - 2.225 | 392.127 | 369.773 | - 10.64  | 359.701 |
|    | 383.595 | 384.220 | - 3.920 | 372.855 | 358.812  | - 5.075 |
|    | - 3.071 | 378.830 | 388.207 | - 4.314 | 369.452  | 354.626 |
|    | 380.524 | + 3.255 | 392.127 | 368.641 | 12.240   |         |
|    | + 5.548 | 382.085 | - 6.130 | + 3.948 | 357.212  |         |
|    | 386.072 | 374.250 | 385.997 | 372.489 | + 0.425  |         |
|    | - 3.401 | 7.835   | + 4.250 | - 4.832 | 357.637  |         |
|    | 382.671 | 7.93    | 390.247 | 367.657 | - 5.760  |         |
|    | 378.830 | .105    | - 6.180 | 372.489 | 351.877  |         |
|    | 6.740   | 382.085 | 384.067 | 6.534   | + 1.302  |         |
|    | 385.570 | - 7.93  | + 1.052 | 365.955 | 353.179  |         |
|    | - 2.760 | 374.155 | 385.119 | + 3.816 | - 10.680 |         |
|    | 382.810 |         | - 7.813 | 369.771 | 342.499  |         |
|    | + 5.885 |         | 377.306 | - 5.171 | 4.957    |         |
|    | 388.695 |         | .940    | 364.600 | 347.456  |         |
|    |         |         | 378.246 |         |          |         |

DIRECTIONS FOR USE OF TABLES

TABLE No. 1.

Distance of slope stake from side or shoulder stake for any width roadway, slope 1 1/2 to 1. If ground is nearly level, the cut or fill at side stake is located by the double entry method in left column and top row. The number in body of table in same row and column gives distance from side stake to slope stake. If ground is not nearly level, the side stake and slope stake lower target by this amount if cut elevation is all. Add this amount to cut or fill and find distance in table. Set up rod at this point and line of sight should cut target.

IMPROVED TABLES AND INFORMATION

TABLE No. 2.

To find Tangent and External for curve of any other degree, divide by degree of curve and add correction found in column of corrections. Degree of curve with a given I may be found by dividing tangent, (or external), opposite I by given tangent, (or external). The distance from a point on the tangent to the curve is very nearly the square of the tangent length divided by twice the radius.

140  
74.70  
214.70

55.2

ENGINEERING DEPARTMENT,  
CITY OF SAN DIEGO,  
CALIFORNIA.

364.521  
2.74

367.261  
0.11

50

249.85

94-10  
90-07  
90-07  
85-49  
359-73  
360-13

94-10 94-11  
90-07 90-07  
89-52 89-53  
85-49 85-49  
358-118 358-120

353.34  
7.21  
346.13  
9  
347.03

353.34  
8.65  
344.69

340.60  
5.3  
345.90

34

353.34  
8.07  
345.27  
5.78  
351.05  
4.21

346.84  
3.40  
350.24