1563

FIELD BOOK

No. 365

1563

MICROFILMED
DEC 28 1964

ENGINEERING DEPARTMENT
CITY OF SAN DIEGO,
CALIFORNIA.

MADE IN U.S.A.

Our Leather Bound Engineers Note Books are carried in the following rulings:

No. 380 LEVEL BOOK.	Left and Right Hand Page the same as Left Hand Page of this Book.
No. 382 FIELD BOOK.	Left Hand Page as in this Book, Right Hand Page 4x4 to the inch, Center Line Red.
No. 384 MINING TRANSIT BOOK.	Left Hand Page as in this Book, Right Hand Page 8x8 to the inch, Center Line Red.
No. 385 FIELD BOOK.	Left Hand Page as in this Book, Right Hand Page 8 vertical and 4 horizontal lines to the inch, Center Line Red.

We also carry the Note Books listed above, bound in extra strong Fabri-Hide (otherwise the same quality of book,) which can be furnished at a somewhat lower price.

In ordering Fabri-Hide covered books, add the letter "F" to catalog number.

THE FREDERICK POST CO.

ENGINEERING and DRAFTING SUPPLIES

P. O. Box 803 **CHICAGO**

Road So. of Upas   Moore / Lisson / Northcraft / Bliss   12-7-9-38

Re-xsec Upas bet. Florida & Park Blvd.

+40

+30

8+00

7+80

7+59 W edge Pav Florida

7+49 E Pav on Florida = Powder House Cañon

T.P.	7.83	195.58	12.95	187.75	
T.P.	0.99	200.70	12.67	199.71	
6+00 E.L.	1.00	212.38		211.38	B.M. ℄ hub

Indexed C.S.K.

LT			℄			Rt.
184.8 10.8 / 25			185.3 10.3			185.4 10.2 / 25
183.7 11.9 / 25	184.5 11.1 / 20	187.6 8.0 / 13	188.6 7.0	188.2 7.0 / 7	185.3 10.3 / 15	185.2 10.4 / 25
	188.2 7.4 / 25		187.7 7.9		187.4 8.2 / 30	185.7 9.9 / 35
	187.9 7.7 / 25		187.9 7.7		188.8 6.8 / 15	185.0 10.6 / 25
	186.2 9.4 / 40		186.8 8.8		187.7 7.9 / 40	
	186.2 9.4 / 40		187.0 8.6		187.8 7.8 / 40	

195.58

See Book 1615 p 24 1520 p.

10+00				
T.P.	12.60	207.82	0.26	195.22
+75				
+50				
+25				
9+00				
8+80				
8+68.50	B.C. RT top Box Culv.			
		195.58		

LT		℄		RT	
194.9	196.8	195.8	196.6	194.6	194.2
12.9	11.0		11.2	13.2	13.6
25	11	120	13	17	25

207.82
5

191.4	193.4	192.8	193.5	192.4
4.2	2.2		2.1	3.2
25	13	2.8	13	25
187.5	190.1	189.9	190.8	187.9
8.1	5.5		4.8	7.7
25	17	5.7	15	25
185.6		187.7	188.0	185.1
10.0			7.6	10.5
25		7.9	20	25
184.2	185.0	183.5	183.3	182.9	185.5
11.4	10.6	12.1		12.7	10.1
25	10	5	12.3	10	25
184.9		185.8	185.4	183.3	183.4
10.7			10.2	12.3	12.2
25		9.8	10	15	25
180.26	185.01	185.90	186.60	181.80
15.32	10.57		8.98	13.78
Fl.	top	9.68	top	Fl.
22	22		18	18

195.58
5

12+06				
12+02 = 18" Corr. I.P. Culv. 90°				
12				
+50				
T.P.	13.32	220.78	0.30	207.46
11+00				
10+58.16	E.C. on hub			
10+25				
		207.82		

LT			℄	RT		
209.5 / 11.3/25	213.9 / 6.9/10	216.3 / 4.5/8	216.9 / 3.9	215.6 / 5.2/13	219.4 / 1.4/18	221.3 / 0.5/25
209.5 / 11.3/25	212.3 / 8.5/10 F2	214.3 / 4.5/8	216.6 / 4.2	212.8 / 8.0/13.5 F2	216.2 / 4.4/18	218.9 / 1.9/25
209.5 / 11.3/25	213.2 / 7.2/10	215.6 / 5.2/8	216.5 / 4.3	215.8 / 5.0/13	218.5 / 2.3/18	220.8 / 0.0/25
205.4 / 15.4/25	207.6 / 13.2/18	211.0 / 9.8/14	211.5 / 9.3	211.4 / 9.4/14	215.8 / 5.0/15	219.1 / 1.7/25
			220.78 / 7			
202.2 / 5.6/25	206.8 / 1.0/13		207.6 / 0.2	207.6 / 0.2/16	212.0 / +4.2/21	212.6 / +4.8/25
200.8 / 7.0/25	203.2 / 4.6/10		203.80 / 4.02	203.8 / 4.0/18	205.9 / 1.9/19	205.8 / 2.0/25
197.6 / 10.2/25	199.6 / 8.2/13		199.6 / 8.2	199.6 / 8.2/13	200.8 / 7.0/20	200.1 / 7.7/25
			207.82			

+97				
+76				
+74				
+50				
+40				
T.P.	11.96	245.20	0.08	233.24
13				
+50				
T.P.	12.94	233.32	0.40	220.38
		220.78		

226.4 / 18.8 / 40

236.5 / 8.7 / 18

237.6 / 7.4 / 7

244.0 / 1.2 / 6

246.6 / +1.4

253.0 / +7.8 / 12

257.4 / +12.2 / 25

223.9 / 21.3 / 40

235.0 / 10.2 / 16

242.2 / 3.0

248.0 / +2.8 / 11

252.7 / +7.5 / 25

223.9 / 21.3 / 40

235.0 / 10.2 / 16

236.0 / 9.2

248.0 / +2.8 / 11

252.7 / +7.5 / 25

221.9 / 23.1 / 55

224.8 / 20.4 / 25

233.6 / 11.6 / 12

235.1 / 10.1

235.7 / 9.5 / 10

241.4 / 3.8

249.2 / +4.0 / 25

221.2 / 24.0 / 55

225.1 / 20.1 / 25

233.0 / 12.2 / 12

233.4 / 11.6 / 11

236.1 / 9.1

234.0 / 11.2 / 10

235.1 / 10.1 / 17

246.8 / +1.6 / 25

245.70 / 2

219.9 / 13.4 / 25

228.7 / 4.6 / 10

228.9 / 4.4

231.8 / 1.5 / 8

230.3 / 3.0 / 17

238.4 / +5.1 / 21

239.9 / +6.6 / 25

224.7 / 18.6 / 25

227.1 / 11.2 / 11

223.1 / 10.2

223.7 / 9.6 / 16

229.0 / +1.3 / 17

231.6 / 1.7 / 25

233.32 / 2

Ex. Culv. Location

15+94.50 18" Corr. 1 Pipe Culv.

15+36.86 R.R. Rail Protecting Con. Retain Wall

12+02 18" Corr. 1. P. Culv.

8+68.50 B.C. Rt Re. Con. Box Culv

LT. ℄ RT

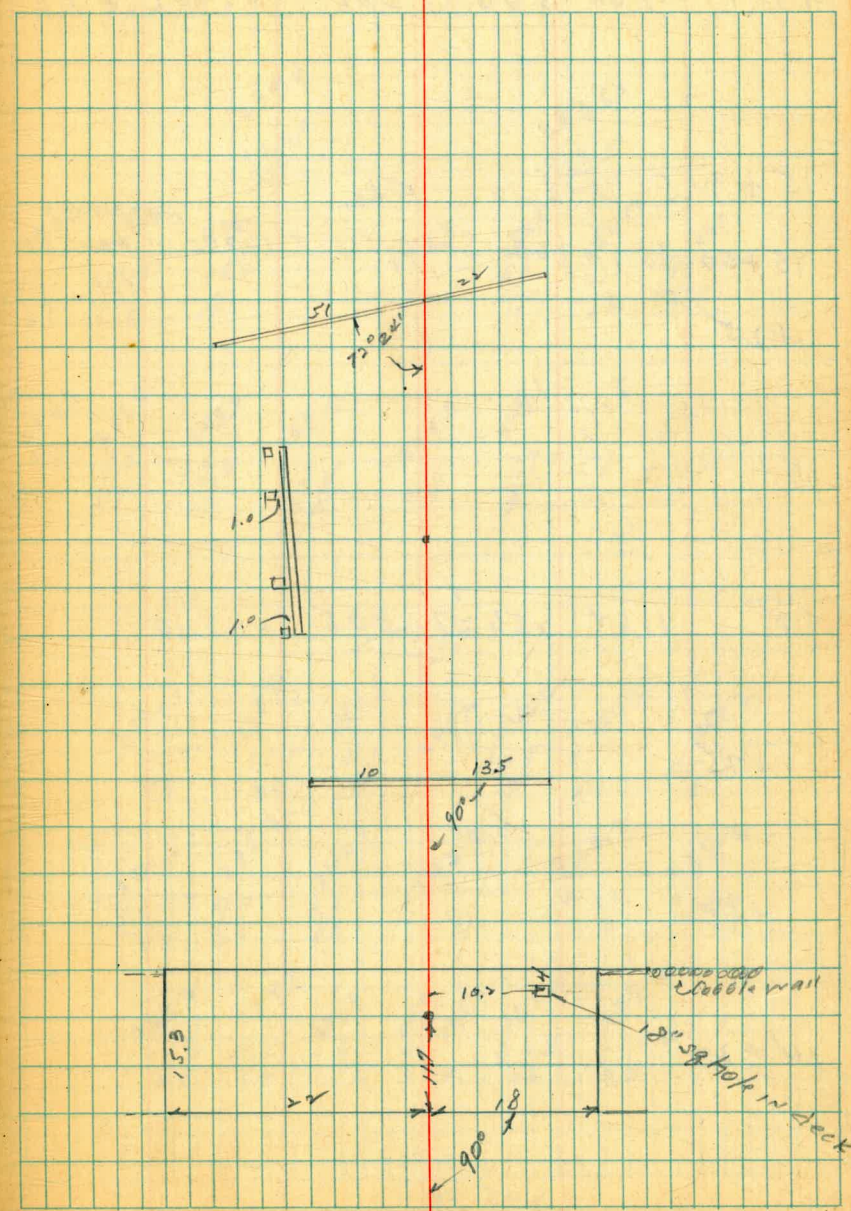

T.P.	12.68	266.77	2.68	254.09	℄ F.L.
15 + 94.5	18" Culv.	F.L.			
15+50	to 18+66	See	1515 + 1530		No change in ground
					Top wall
+25					
15					
T.P.	11.62	256.77	0.05	245.15	
+75					
+50					
14 + 32					
		245.20			

LT ℄ RT

16 + 24.52

F.M. 254.11

234.4 22.4/21 253.52 4.2/25

243.3 13.5/35 238.3 18.5/23 241.6 15.2/17 249.8 7.0 250.8 5.0/11 254.7 2.1/13 261.0 +4.2/25

234.0 22.8/35 237.0 19.8/25 243.2 13.0/10 248.0 5.8/35 248.0 8.8 249.1 7.7/9 251.6 5.8/11 257.1 +0.8/25

256.77

232.7 12.5/40 235.0 10.2/30 244.5 0.7/15 245.2 0.0 246.0 +0.8/7 250.2 +5.0/8 257.3 +12.1/35

230.5 14.7/40 235.3 9.9/26 242.1 3.1/13 242.8 2.4 248.3 +3.1/6 258.2 +13.0/25

229.2 16.0/45 234.1 11.1/29 239.8 5.4/16 241.0 4.2/3 245.2 0.0 252.0 +4.8/13 257.4 +12.2/25

245.20

T.P.	9.09	297.78	1.07	288.69
19+00				
+93				
T.P.	11.23	289.76	0.47	278.53
+75	Top of new fill			
18+66	same	see 1520-57		
T.P.	12.26	278.95 266.77	0.08	266.69
See	1515-35	and	1520-56	

269.1	275.4	288.8	291.5	289.8	288.3	281.7	280.8	285.4
20.7	18.4	1.0		0.0	1.5	8.1	9.0	4.4
55	41	13	+1.7	10	13	25	28	50

270.7	277.8	283.7	288.8	288.8	287.1	286.1	284.0	283.0
19.1	12.0	4.1	1.0		2.7	4.7	8.8	0.8
50	25	13	3	1.0	4	13	25	35

289.76

264.4	270.6	272.3	276.2	280.0	283.3
14.4	8.4	6.7		11.0	4.8
50	25	13	2.8	15	25

278.95

19+91.30 Intcb			3.44	294.1?	294.11
19+55.80 E.C.	STA. Correction				
+26					
19+15					
	297.78				

LT			℄		RT
291.8 / 6.0/35	291.8 / 4.0/25		292.5 / 5.3	294.1 / 3.7/25	
291.0 / 4.8/40	291.4 / 4.2/25		291.8 / 6.0	292.2 / 5.6/25	291.7 / 4.1/35
284.2 / 13.4/40	289.7 / 8.1/25	291.5 / 6.3	291.2 / 4.4/13	286.7 / 11.1/25	283.5 / 14.3/35

297.78
3

Moore
1-3-39

indexed
C.S.K.

Xsec for Nwly "Y" at
Fairmont & Home Ave

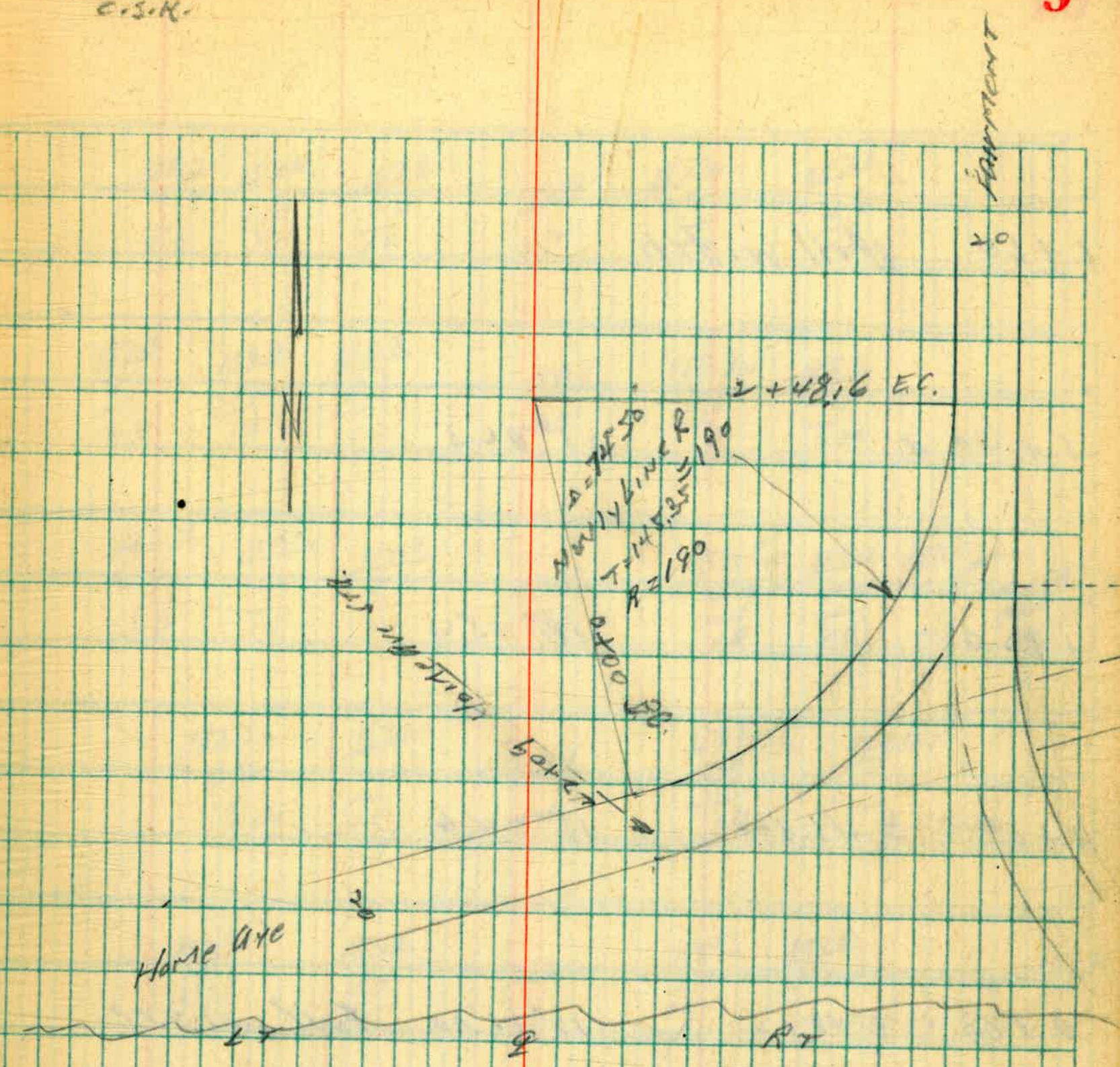

Note! Sta. on Nwly of Prop. Pav. 30'

149.0	149.0	150.7	150.7
9.7	10.4	8.7	8.7
20	14	10	10

0+09 = 42+00   1°21.4 Lt.

150.0	150.0
9.4	9.4
10	10

0+00 = 42+09   Top of Rough fill
B.C.

BM BP Culv. Home & Fairmont   11.22   159.44   148.22

159.44
6

1+60	Full width		
1+40		21° 06.3	
1+20		18° 05.4	
1+00	= 41+00	15° 04.6	
0+83	= 41+20	12° 31.00	Full width
0+71	= 41+40	10° 44.3	
0+50	= 41+60	7° 34.3	
0+29	= 41+80	4° 22.3	LT.

LT ℄ RT

155.4 / 4.0 / 20 · 152.6 / 1.8 / 15 · 152.4 / 2.0 / 10 · 152.2 / 2.2 · 152.2 / 2.2 / 10 · 152.1 / 2.3 / 13

154.3 / 5.1 / 20 · 156.0 / 3.4 / 14 · 155.2 / 3.7 / 10 · 153.4 / 4.0 · 155.7 / 3.7 / 10 · 155.3 / 4.1 / 25

153.4 / 6.0 / 20 · 155.2 / 4.7 / 15 · 154.3 / 5.1 / 10 · 154.4 / 5.0 · 154.5 / 4.9 / 10 · 154.4 / 5.0 / 20 · 152.9 / 6.5 / 26 Wedge For. Fairmont

152.7 / 6.7 / 20 · 153.2 / 6.2 / 10 · 153.4 / 6.0 · 153.5 / 5.9 / 10 · 154.0 / 5.4 / 19 STAKE

152.3 / 7.1 / 20 · 152.4 / 7.0 / 10 · 152.4 / 7.0 · 152.8 / 6.6 / 7 · 153.8 / 5.6 / 10 STAKE Here full width

151.8 / 7.6 / 20 · 152.0 / 7.4 / 10 · 151.9 / 7.5 · 153.4 / 6.0 / 3 STAKE · 153.0 / 6.4 / 23 STAKE

151.3 / 8.1 / 20 · 151.2 / 8.2 / 10 · 151.0 / 8.4 / 6 · 152.6 / 6.8 / 3.5 STAKE · 152.6 / 6.8 / 16.5 STAKE

150.2 / 9.2 / 20 · 150.6 / 8.8 / 10 · 152.4 / 7.6 / 8 STAKE · 151.5 / 7.6 / 12 STAKE

159.44 / ℄

2+73.16					
2+48.16	E.C.	37°25.0'			
2+20		33°10.0			
1+80		27°08.1 Lt.			
T.P.	11.65	170.98	0.11	159.33	
		159.44			

Lt ℄ Rt

170.36 / 0.62 / 10 Par. — 170.36 / 0.62 — 170.28 / 0.80 / 10 Par.

167.5 / 3.5 / 20 — 167.1 / 3.9 / 18 — 167.45 / 3.50 / 10 W. edge Par. — 167.45 / 3.53 Par. — 167.20 / 3.78 / 10 E. edge Par.

165.0 / 6.0 / 22 — 164.4 / 6.6 / 18 — 164.1 / 6.9 / 10 — 164.2 / 6.8 / 8 W. edge Par. — 164.1 / 6.9 Par. — 163.9 / 7.1 E. edge Par.

157.5 / 13.5 / 20 — 159.6 / 11.4 / 14 — 159.4 / 11.6 / 10 — 159.3 / 11.7 — 159.4 / 11.6 / 4 W. edge Par. — 158.8 / 12.2 / 14 E. edge Par. 90° with

170.98
℄

X Sec of Burnham Pl. 50' wide
Van Dyke to Fairmont

Indexed
C.S.K.

Moore
1-9-39



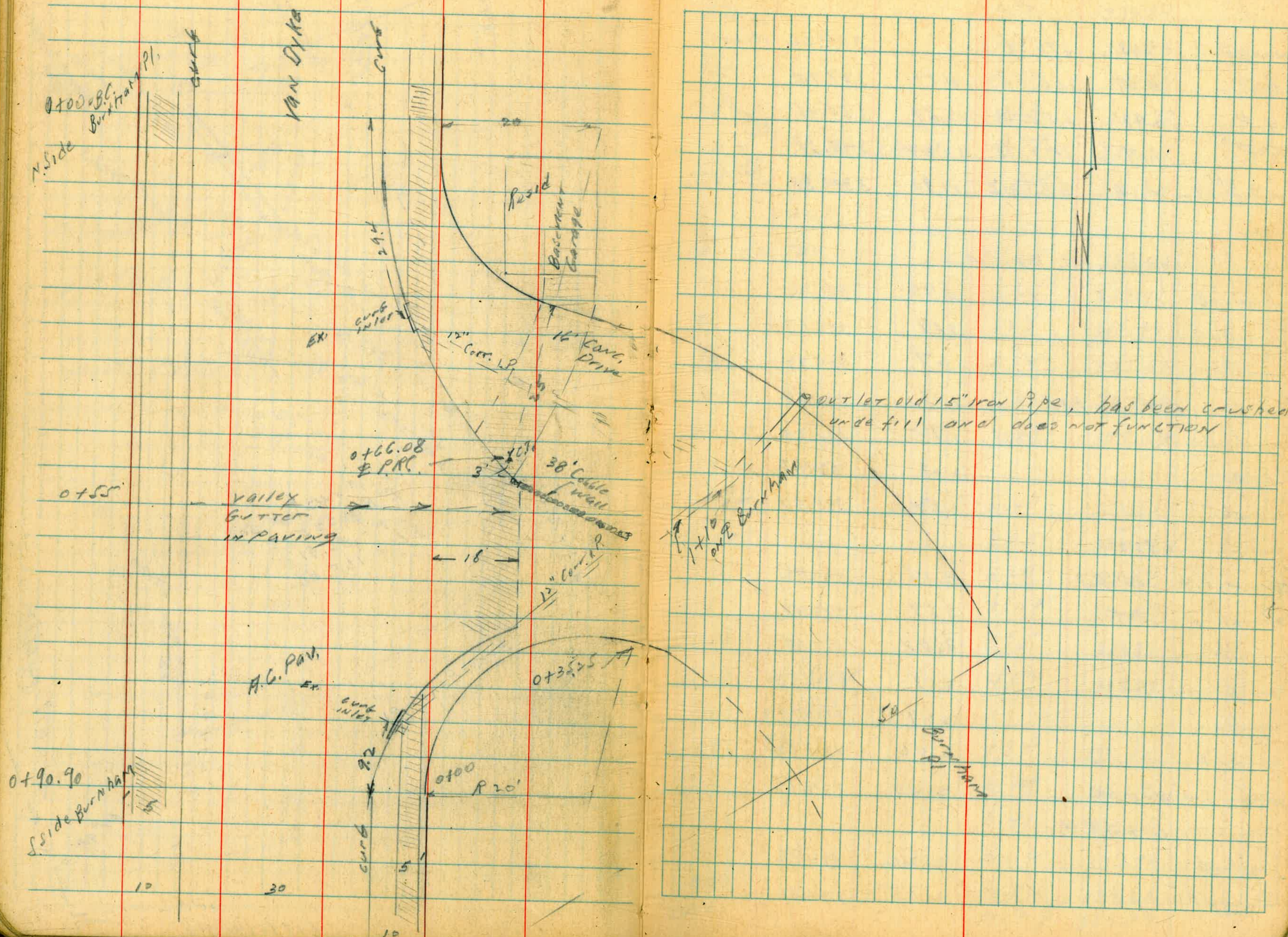
N. Side
0+00 B.C. Burnham Pl.
curb
Van Dyke
curb
20
Resid
Baschman Garage
Ex. curb inlet
12" Corr. I.P.
16' Conc. Drive
0+66.08
E.P.R.C.
38' Cobble wall
0+55
Valley Gutter in Paving
16
12" Corr. P.
A.C. Pav. Ex.
curb inlet
0+35.25
0+00
R 20'
0+90.90
S side Burnham
curb
10
30
10
outlet old 15" Iron Pipe, has been crushed under fill and does not function
1+15 on E Burnham
50
Burnham Pl.
N

xsec of int. sec. of
Von Dyke & Burnham Pl.
= 50' wide 10' cb 7.5 1/4"

NWBP	7.63	372.29		364.66	40 ft Meade
T.P.	0.29	368.04	4.54	367.75	
T.P.	2.98	358.43	12.59	355.45	Turns OK
T.P.	1.17	346.78	12.82	345.61	
T.P. B.M. 5' C.T.	2.18	337.06	11.90	334.88	S.E. Cor. Von Dyke Burnham

0+00 = BC NE Cor

W cb		0.76	336.30
gut		1.39	335.67
1/4		1.27	335.79
c	C.T. in Pav.	1.37	335.69
1/4		1.76	335.30
gut		2.08	334.98
cb		1.52	335.54
	0+20		
E cb	— 1.4 cb Top	3.14	333.92
" "	gut	3.57	333.49
1/4		3.08	333.98
c		2.53	334.53
1/4		2.49	334.57
gut		2.44	334.60
W cb	in drive	2.40	334.66
	0+28.5		
W cb		2.20	334.86
gut		2.75	334.31

337.06

1/4		2.72	334.34	
c		2.74	334.32	
1/4		3.42	333.64	
cb		4.13	332.93	
+ 5	F.H. gut opening .6 × 3.5	4.77	332.29	Cb. inlet
"	cb	3.82	333.24	
	0+45			
E cb	on Pav.	4.05	333.01	
1/4		3.65	333.41	
c		3.27	333.79	
1/4		3.12	333.54	
gut		3.00	334.06	
W cb		2.49	334.57	
	0+55			
W cb		2.47	334.59	
gut		3.05	334.01	
1/4		3.29	333.77	
c		3.49	333.57	
1/4		3.75	333.31	
cb	on Pav	4.02	333.04	
	0+65			
E cb	Pav	3.94	333.12	
1/4		3.78	333.28	
c		3.41	333.65	
1/4		3.14	333.90	
gut		2.84	334.22	
W cb		2.29	334.77	

		337.06			
	0+75				
W cb			2.05	335.01	
QUT			2.64	334.42	
1/4			2.90	334.16	
C			3.16	333.90	
1/4			3.56	333.50	
cb	Pav		3.99	333.07	
+7	QUT		4.16	332.90	
E cb			4.08	332.98	
	0+81.7				
E cb =	E cb ~1.7		3.14	333.92	.7 x 3.5 INLET
QUT FL	" "		4.12	332.94	
E 1/4			3.24	333.82	
C			2.78	334.28	
1/4			2.58	334.48	
QUT			2.39	334.67	
W cb			1.79	335.27	
					334.91
W cb			1.45	335.61	
QUT			2.05	335.01	
1/4			2.10	334.96	
C			2.30	334.76	
1/4			2.43	334.43	
QUT			2.88	334.18	
E cb			2.29	334.77	

Levels on S Ely Cor. Burnham Pl. & Van Dyke & equal parts to Locate Ex. curb

S.E. Cor.	4.04	338.92		334.88 5' C.T. B.M.
Note! Sta. on S.L.				
0+00 = B.C.			4.00	334.92
S.L.			4.17	334.75
cb = S.L. +10			4.76	334.16
QUT				
0+08.81				
S.L.			5.3	333.6
+9 cb			5.51	333.41
" QUT			5.73	333.19
0+17.47				
S.L.			5.9	333.0
+4.3 cb			6.65	332.27
" QUT			6.81	332.11
0+26.44				
S.L.			7.4	331.5
+2.7 cb Top and End.			7.97	330.93
" QUT			8.16	330.74
0+35.25				
S.L. PCC on Ld. C.T. in Com. QUT			9.87	329.03

x sec of Burnham Pl.

1+07 end wall

0+95.58 5° 38'

0+79.40 P.O.C. ℄ + P.C.C. S.L. edge Par. 3°03'16"

0+66.08 PRC 42°03'25"

0+49.56 31°32'30"

0+33.04 21°01'40"

0+16.57 10°30'51"

0+00 See p 14 Note! ℄ Sta.

337.06

LT ℄ RT

330.8 / 4.3 / 3' End top cobble wall

327.9 / 9.7 / 30 — 326.4 / 8.7 / 25 — 328.8 / 8.3 / 19 — 331.7 / 5.4 / 6 — 331.5 / 5.6 — 331.6 / 5.5 / 3.3 top cobble wall — 329.2 / 7.9 / 4 — 328.1 / 9.0 / 15 — 328.1 / 9.0 / 25

333.3 / 3.8 / 25 — 332.7 / 4.4 / 15 — 332.7 / 4.4 — 332.7 / 4.4 / 3 top cobble wall — 330.5 / 6.5 / 4 — 329.5 / 7.6 / 14 — 329.05 / 8.01 / 25 C.T. gut.

℄ do. garage — 333.25 / 3.81 / 30 — 332.83 / 4.13 / 25 — 331.96 / 5.10 / 10 drive — 331.20 / 5.86 — 330.75 / 6.31 / 2.7 cb — 331.01 / 6.05 / 10 ℄ gut. drive — 331.10 / 5.96 / 23.6 gut — 331.28 / 5.78 / 23.6 cb

332.41 / 4.65 / 3 cb — 332.22 / 4.84 / 3 gut — 332.26 / 4.80

333.49 / 3.57 / 8.7 cb — 332.71 / 4.35 / 8.2 gut — 333.24 / 3.82

334.52 / 2.54 / 12.7 cb — 334.04 / 3.02 / 12.7 gut — 334.51 / 2.55

337.06

3+20.28		5°16'49"		
4+78.81	BC +T.			
+40				
2				
T.P.	0.23	319.73	8.41	319.50
1+84.04	E.C.	22°32'		
1+54.57		16°54'		
1+25.08		11°16'		
T.P.	0.46	327.91	9.61	327.45
		337.06		

LT | ℄ | RT

303.5 / 16.7 / 20	300.4 / 19.3 / 35	300.2 / 19.0 / 25	305.5 / 11.4 / 15	308.9 / 11.0	309.3 / 10.4 / 12	309.7 / 10.0 / 25
309.4 / 10.3 / 35	303.6 / 16.1 / 25	303.5 / 16.2 / 19	312.1 / 7.6 / 6	311.9 / 7.8	311.2 / 8.0 / 12	311.7 / 8.0 / 25
	311.6 / 8.1 / 35	306.6 / 13.1 / 25	305.2 / 14.0 / 18	314.2 / 3.0	315.0 / 4.7 / 12	314.9 / 4.8 / 25
312.5 / 6.7 / 45	312.7 / 12.0 / 25	308.9 / 10.8 / 25	309.9 / 9.8 / 18	318.8 / 0.9	319.4 / 0.3 / 12	319.0 / 0.7 / 25

319.73

314.4 / 13.5 / 40	308.8 / 19.1 / 30	309.5 / 19.1 / 25	310.4 / 17.5 / 15	320.1 / 7.8	320.3 / 7.4 / 13	320.2 / 7.2 / 25		
312.2 / 19.7 / 35	313.3 / 18.6 / 25	314.9 / 16.0 / 22	312.1 / 15.8 / 14 ← Toe Fill	320.4 / 7.5	324.8 / 3.1 / 7	323.5 / 4.4 / 13	322.2 / 5.7 / 22	322.6 / 5.3 / 25
318.1 / 9.8 / 45	313.9 / 14.0 / 33	313.9 / 14.0 / 25	316.1 / 11.8 / 15 ↑ Toe Fill	325.1 / 2.8	327.9 / 0.0 / 6	325.9 / 2.0 / 12	325.2 / 2.7 / 25	

327.91

6+00				
5+61.12 = CITY LINE				
5+50				
T.P.	5.93	303.48	9.40	297.55
5+08.79	Taken on City Line diag. NOT CITY LINE			
+75				
4+44.09 E.C		21°07'15"		
4+03.22		15°50'27"		
3+61.75		10°33'38"		
T.P	0.30	306.95	13.08	306.65
		319.73		

LT — ℄ — RT.

282.1/21.4/45 — 285.8/17.7/25 — 297.0/6.5/12 — 297.8/5.7 — 298.3/5.2/21 — 296.5/7.0/25 — 293.1/10.4/30 — 290.5/13.0/40

Edge of 3+75 Septic Tank and Pump House

288.0/15.5/35 — 293.1/10.4/25 — 292.4/4.1/17 — 292.6/5.9 — 297.5/6.0/23 — 301.2/2.3/25

303.48

290.0/17.0/38 — 295.9/11.1/27.6 — 298.3/8.7/23 — 298.2/8.8/12 — 298.1/8.9 — 298.4/8.4/14 — 315.0/+8.0/23 — 310.0/+10.0/27.6

295.0/12.0/30 — 298.4/8.6/25 — 300.0/7.0/23 — 299.1/7.9/12 — 298.5/8.5 — 299.0/8.0/10 — 314.0/+7.0/15 — 320.1/+13.1/25

297.6/9.4/30 — 300.2/6.8/25 — 300.0/7.0/12 — 299.7/7.3 — 299.9/7.1/9 — 316.1/+9.1/16 — 321.0/+14.0/25

300.5/6.5/30 — 302.0/5.0/25 — 301.9/5.1/12 — 302.1/4.9 — 302.2/4.8/16 — 309.0/+2.0/25

299.3/7.7/35 — 303.2/3.8/25 — 305.1/1.9/21 — 304.1/2.9/17 — 304.9/2.1 — 304.2/2.8/2 — 305.4/1.6/5 — 305.8/1.2/18 — 304.8/2.2/20 — 304.8/2.2/25

306.95
℄

Fairmont Ave

7+18.3 ℄ oil strip Pav. Taken on Line of Pav.

7+00

6+70

6+37.2 ℄ 4'H x 3' wide Conc. Box Culv. 25.8 / 50 27.6 / 35
Taken on Line Culv.

303.48

Lt ℄ Rt

303.48
.15
303.33
11.70
315.03
0.12
314.91
12.50
327.41
0.52
326.89
12.64
339.53
0.08
339.45
12.55
352.00
2.15
349.85

SW Cor. Top cb Meade Fairmont

349.70 est.
0.15

294.6 / 8.9 / 100 299.6 / 3.9 303.5 / 0.0 / 80

299.3 / 4.2 / 25 300.4 / 3.1 301.2 / 2.3 / 25

279.1 / 24.4 / 45 292.4 / 11.1 / 25 299.8 / 3.7 / 10 299.8 / 3.7 300.7 / 2.8 / 25

277.9 / 25.6 / 27 282.6 / 20.9 / 27 283.7 / 19.8 / 25 297.7 / 5.8 / 6 298.4 / 5.1 299.2 / 4.3 / 25 299.2 / 4.3 / 30 295.4 / 8.1 / 36 291.7 / 11.8 / 37 283.8 / 20.7 / 48

F.L. Top end Box F.L. inlet of Box Culv.

303.48
℄

Relocation Box Culvert at Old Boundary

BM. Rim M.H.	8.29	72.67		64.38	W. of Boundary N. of N Line F.B. 1530.
Ex. stub 0+00 Line to N					
(0+00 Ex ℄ culvert to S.			2.50	70.17	
0+10			2.7	70.0	
0+17			4.0	68.7	
0+63			4.0	66.7	
0+64			7.1	65.6	
0+76 – 15' Rt = Fence along Boundary Line					
0+76 28 ℄ stub Δ			7.62	65.05	
0+95 11' Rt. 2" Hydt.					
0+96 5.7' Rt. Elec Pole					
1+00 ℄			7.7	65.0	
1+00 4' Rt = W side Valve Box			8.29	64.38	Top.
(1+00 8' Rt. ctr. valve stem = Horizontal Valve)			11.80	60.87	
1+15 8' Rt. B. Acacia			12" Diam		
1+50 ℄			10.8	61.9	
1+88 5.5' Rt. B. Acacia			12" Diam		
1+89 13' Lt. " "			24" Diam		
T.P.	0.07	59.91	12.83	59.84	
2+00 ℄ Approx. ℄ 15" Main			11.7	58.2	
2+02 7.5 Lt = S.E. Cor. Elec Co. Transformer Fence					
2+23 6.2 Lt = N ℄ " " " " " "					
2+07. 7.2' Rt. Elec Pole					

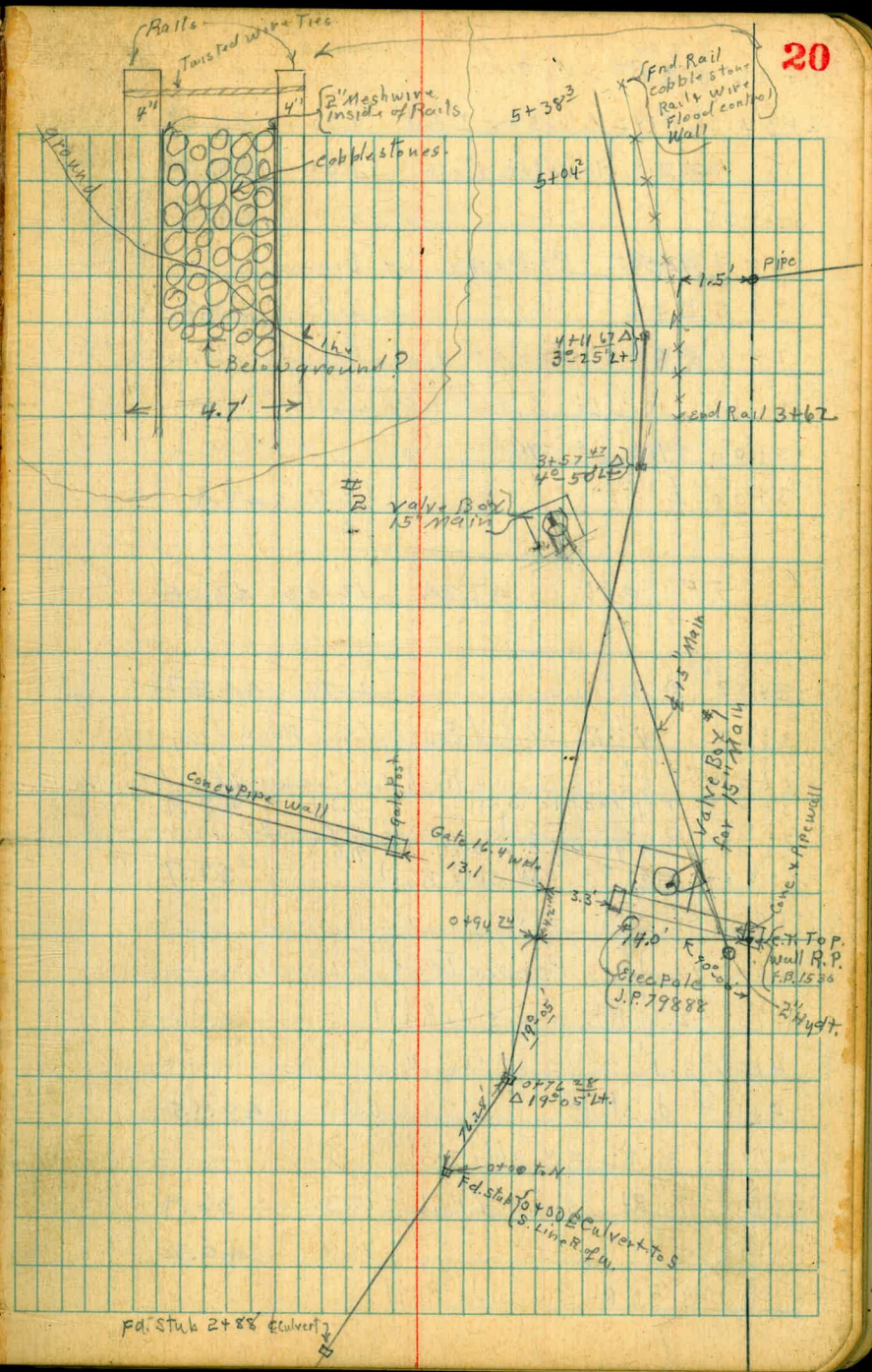

2+28	10.3' Rt = W. side			
2+34	4.2' Lt = Valve Box E. End		4.30	55.6
"	8' " ctr valve stem		7.20	52.7
2+35			5.0	54.9
2+41	12.5' Lt. B. Acacia	14" Diam		
2+50	℄		6.7	53.2
2+50	8' Rt. Fence along Boundary Line			
2+63	10.2' Lt = S. End. Conc. wall			
3+00	9.1 Lt = N. " " "			
3+00	℄		12.5	47.4
T.P.	0.16	47.24	12.83	47.08
3+57.47	Δ ℄ Stub		2.97	44.27
3+62	5' Rt. N. End. Fence along Boundary			
3+62	5' " S. " Rail Cobble wire Flood Control Fence			
3+62	Top cobble wall		3.3	43.9
3+83	3' Lt. = E side Pepper Tree			30" Diam
3+83	8' Rt., ground E. of wall		9.5	
3+88	3.5 Rt. = W. side Rail			37.7
3+93	2.8' " = " " "			
3+94	12' Lt. = Pepper Tree			
3+98	2.6' Rt. = W. side Rail			
4+06	3.1' " = " " "			
4+11.67	℄ Stub		6.29	40.95
"	3.1 Rt. = W. side Rail			
"	7' Rt gr. E. of Rails		10.3	36.9
4+18	℄		7.0	40.2
"	3.6' Rt = W. side Rail			

4+55	4' Rt. Top cobble wall	3.5	43.7
4+55	8' Rt. E of wall	11.3	35.9
4+55	℄	11.3	35.9
5+04.3	℄ Stub	11.80	35.44
5+04.3	3.2' Rt. W. side Rail N. End. cobble wall		
5+16		12.4	34.8
5+17		13.0	34.2
5+38.3	℄	13.3	33.9
5+38.3	3.7' Rt = N. End Rails		
5+51	River Bed S. side	14.0	33.2

4+25	3.6' Rt = W. side Rail		
4+28	2' Rt. old stump of Tree		
4+28 ℄		10.9	36.3

22

9-11-39 X Sec - Alley Blk 4. Treasure Hill indexed
Miller ersk.
Walker
Bliss

B.M. B.P.	0.34	199.93		199.59	N. E. C. + Edgemont
	14' N of S. Line = S. d Line C. St.				
E. d			7.02	192.91	
E G pav			7.73	192.20	
℄ "			8.34	191.59	
W " "			9.02	190.91	
W d			8.53	191.40	
	0+00 = S. Line C. St.				
W. d S. End			8.28	191.65	
W pav " "			8.40	191.53	
℄ " " "			8.14	191.79	
E " " "			7.48	192.45	
E d " "			6.96	192.97	
		0+10			
E			5.3	194.6	
+1			6.3	193.6	
℄			7.5	192.4	
+5			7.7	192.2	
W			7.3	192.6	
0+11.5 = N. End Fence on E. 0.3' in Alley					
		0+20			
W			6.0	193.9	
℄			5.7	194.2	
E			3.7	196.2	
		0+35			
E +0.7 = Fence.			3.3	196.6	
+2			3.3	196.6	

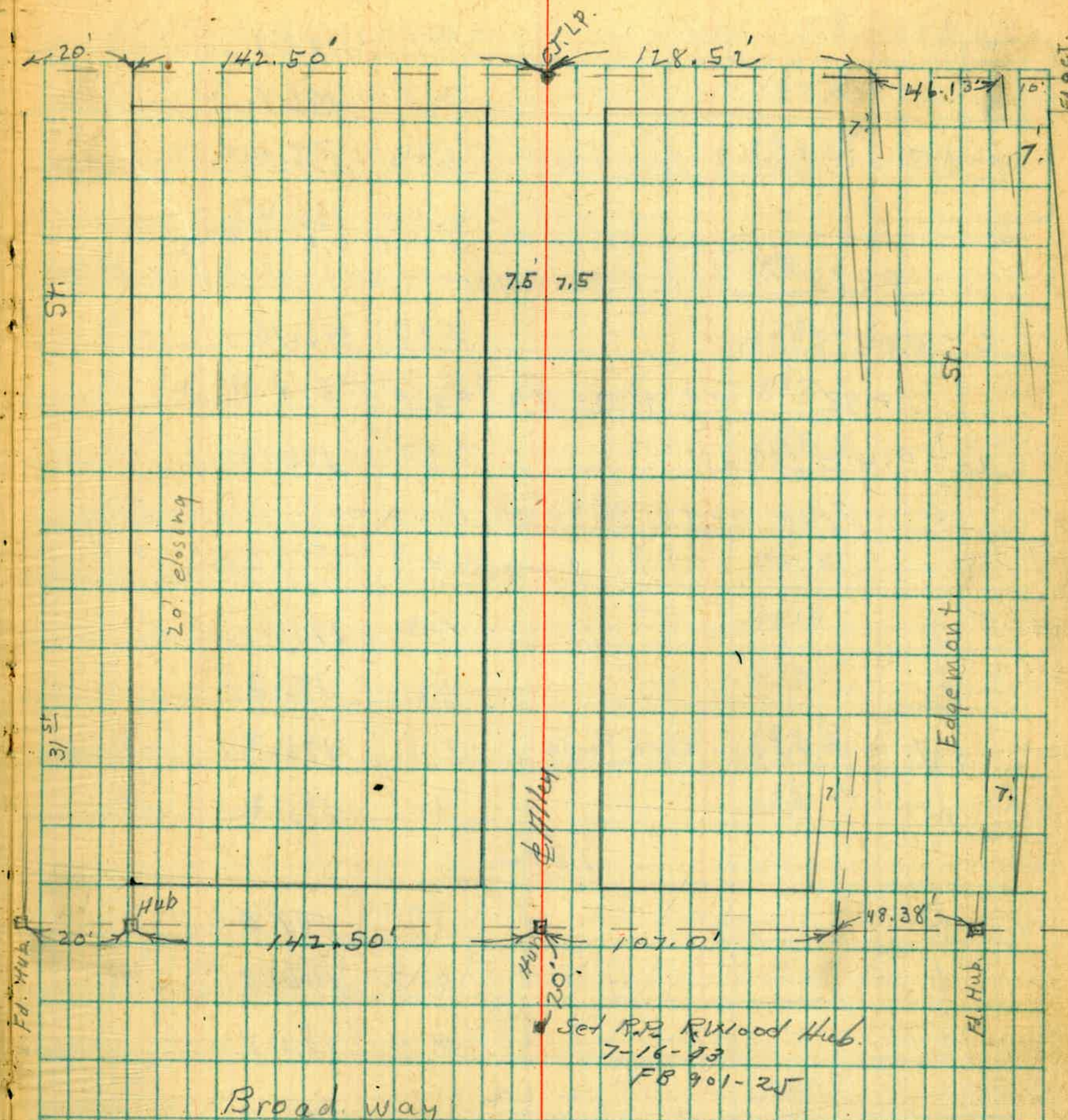

199.93

	0+35 (con)		
+5		4.3	195.6
℄		4.3	195.6
W		4.9	195.0
+5		4.9	195.0

0+70 ℄ conc. Drive on E.

W	4.0	195.9
℄	3.8	196.1
+ 6.7 = W. End. 8' Conc. drive	3.53	196.40
E " "	3.50	196.43

0+75 S. End above Fence on E. 0.6 in Alley. N. End. double garage on E. dirt floor 0.8' Back

E − 0.8 = floor	3.77	196.16

0+92 = S. End. above garage 0.4 Back

E − 0.4 = floor	3.77	196.16

From 0+93 to 1+00 Fence on E. 0.6 in Alley

1+00

E	4.3	195.6
℄	4.6	195.3
+ 7. = W. edge Elec Pole	4.7	195.2
W	4.7	195.2

1+10

W	5.1	194.8
℄	5.0	194.8
E	5.0	194.8

1+22

E	5.2	194.7
+ 0.5 = Cypress Tree 3" Diam		
+ 2	6.2	193.7
℄	6.4	193.5
W	6.6	193.3

1+59 = garage on E. Conc. floor 7.8' Back

E − 7.8' = floor	7.10	192.83
E − 4.8' = W. edge cmt apron	7.38	192.58

1+65

W	7.6	192.3
℄	7.6	192.3
E Top piled Rock wall △	7.5	192.4
+ 8 " " " "	7.5'	192.4

Running E & S. E & W.

1+68.

− 8. Base of Wall E & W.	9.3	190.6
− 3. " " " △	9.3	190.6
E Top " "	7.4	192.5
℄	7.6	192.3
W	7.7	192.2

E & S. To S.

1+69

3.4' E of ℄ small Tree 4" Diam

From 1+49 To 2+00 shrubs bet E Line + 5' W

1+87

W	8.1	191.8
℄	8.1	191.8
E Top Rock wall N & S	8.0	191.9
+ 3 " " " " "	10.3	189.6
+ 8	10.3	189.6

199.93

1+98.3 N. edge conc. steps & walk. on E

E - 8. N edge conc. walk	10.35	189.58	
E - 1. W " " " "	10.15	189.78	W. end. walk E. " steps
E on bottom step	9.60	190.33	
+ 4.8 = W. End conc. steps	7.92	192.01	
℄	8.2	191.7	
W	8.2	191.7	
1+91.3 = S. Edge conc. walk & steps on E			
W	8.3	191.6	
℄	8.2	191.7	
+ 2.7 = W. end. steps	7.94	191.99	
E on bottom step	9.60	190.33	
+ 1 E. End. steps W. end. walk.	10.15	189.78	
+ 8	10.41	189.52	
1+95			
- 8	10.5	189.4	
- 3 base of piled Rock wall N+S	10.3	189.6	
E Top " " " " "	8.6	191.3	
℄	8.2	191.7	
W	8.4	191.5	
2+00			
W	8.5	191.4	
℄	8.5	191.4	
E = Top. E. End. above wall	8.8	191.1	
+ 2.5 = Base " " "	11.0	188.9	
+ 8.	11.4	188.5	

199.93 Alley Blk. & Treasure Hill

2+02

- 10.	12.0	187.9	
- 3	11.8	188.1	
E	10.9	189.0	
+ 4	8.7	191.2	
℄	8.7	191.2	
W	8.5	191.4	
2+22			
- 10 W	9.4	190.5	
	9.4	190.5	
℄	9.6	190.3	
+ 4	10.5	189.4	
E	12.5	187.4	
+ 2	14.1	185.8	
+ 10	14.5	185.4	
T.P. 0.82 187.88	12.87	187.06	
2+35			
- 10	3.0	184.9	
E	1.8	186.1	
℄	1.0	186.9	
W	0.5	187.4	
+ 5	0.0	187.9	
2+60			
- 5	2.8	185.1	
W	3.2	184.7	
℄	4.6	183.3	
E	5.7	182.2	
+ 10	6.7	181.2	

187.88

2+75

-10	10.0	177.9
E	8.9	179.0
℄	6.8	181.1
W	5.6	182.3
+5	4.9	183.0

2+85

-5	6.5	181.4
W	7.3	180.6
℄	9.3	178.6
E	9.6	178.3
+10	11.0	176.9

2+92

-10	12.4	175.5
E	10.6	177.3
℄	9.6	178.3
W	9.1	178.8
+5	8.7	179.2

3+01.4 = N. Line Broadway.

-25	8.1	179.8
W	9.9	179.0
℄	10.7	177.2
E	11.5	176.4
+25	15.6	177.3
Hub ℄ Alley. N. of Line Bdw.	11.47	176.41

25' S. of N. Line Bdw.

E			15.2	172.7
℄			13.9	174.0
W			12.9	175.0
T.P.	13.04	200.10	0.82	187.06
Orig B.M.			0.51	199.59

Location Pump House
And Sewers Fairmount & Barnham Place

Δ 42°14'30"
R 225'
L 165.88
E.C.

Indexed
C.S.K.

Nov. 27-39
Sisson
Osborne

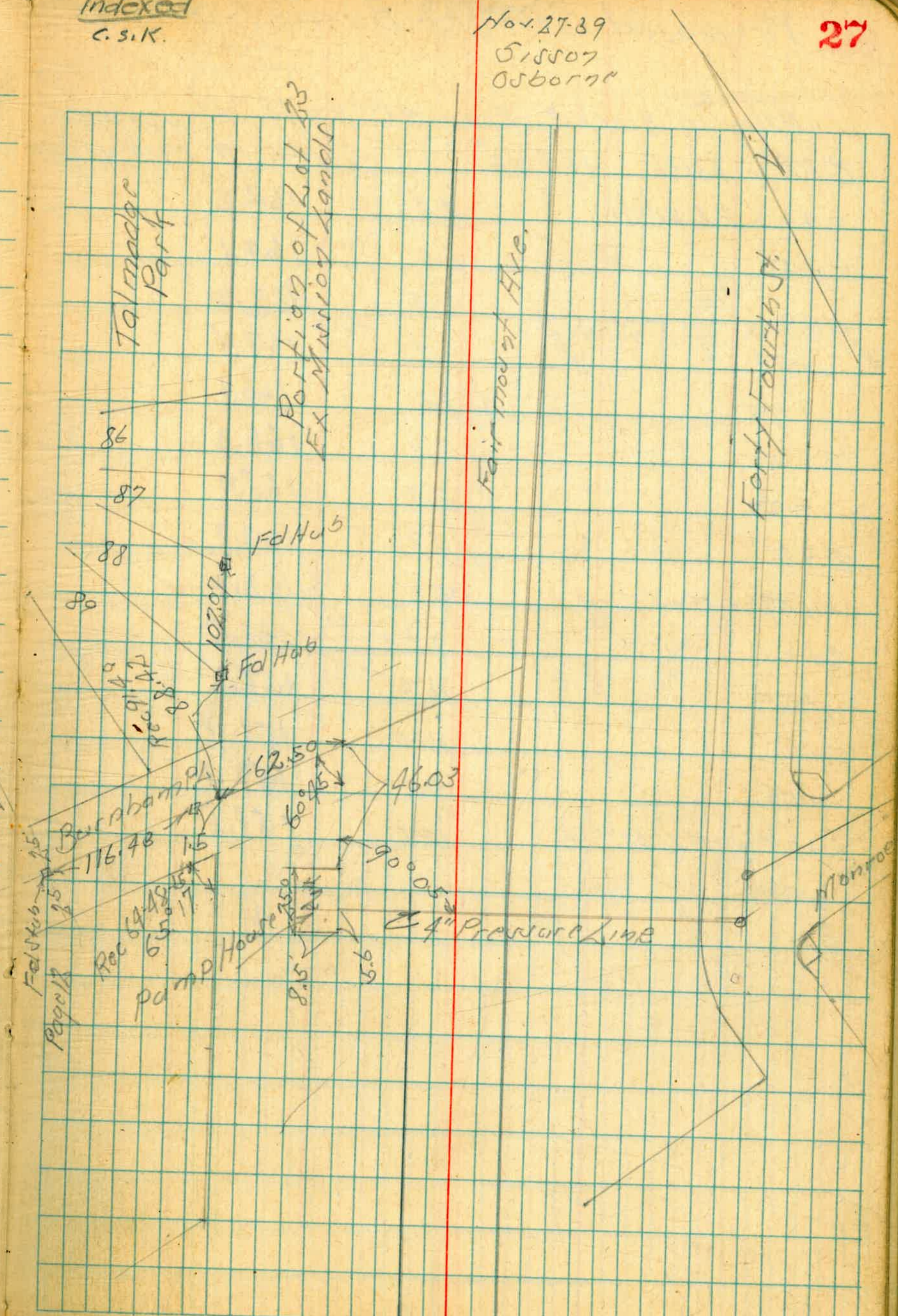

Proposed Sewers Buena Vista Tract

Alley in Block 2 From 41st to 42nd St

BM	13.36	168.55		155.19	N.W. Pipe Hilltop & 42nd
0+0 = FL 41st St			4.4	164.2	
+50			6.5	162.1	
1+0			5.4	163.2	
+50			1.2	167.4	
+75			2.5	166.1	
2+0			2.3	166.3	
+50			2.7	165.9	
3+0			4.9	163.7	
+47 = N & S Line			5.0	163.6	
4+0			7.1	161.5	
+50			10.0	158.6	
5+0			10.5	158.1	
+50			9.2	159.4	
6+0 = FL 42nd St			10.1	158.5	

Dec. 9-39
Sisson
Osborne
Chapman

Indexed
C.S.K.



Proposed Sewer Across Block 1+2
Buena Vista Tract

		168.55		
4+57.6 = N.L. Hilltop			10.6	158.0
4+25			8.1	160.5
4+0			8.1	160.5
3+75			5.9	162.7
3+43.82 = E+W Line Blk 2			5.0	163.6
3+0			2.8	165.8
2+50			0.0	168.6
TP	12.29	180.58	0.26	168.29
2+30 = S.L. Broadway			11.7	168.9
1+90 = ℄			10.2	170.4
1+75			10.4	170.2
1+50 = N.L. Broadway			11.1	169.5
1+25			9.0	171.6
1+0			9.7	170.9
0+50			8.7	171.9
0+0 = ℄ Alley Blk 1			6.5	174.1

Alley in Block 1
From 41st to 42nd St

		180.58		
6+0 = N.L. 42nd St			6.7	173.9
5+50			8.7	171.9
5+0			11.3	169.3
4+50			10.2	170.4
4+0			10.0	170.6
3+47 = N+S			6.5	174.1
3+25			5.6	175.0
3+0			3.4	177.2
TP	8.22	188.50	0.30	180.28
2+50			7.8	180.7
2+25			7.2	181.3
2+0			5.5	183.0
1+50			2.5	186.0
1+25			1.3	187.2
1+0			3.2	185.3
0+50			4.8	183.7
0+25			6.8	181.7
0+0 = E.L. 41st St			8.9	179.6
TP	0.03	175.17	13.36	175.14
TP	2.26	164.99	12.44	162.73
BM			9.80	155.19

N.W. Pipe Hilltop 155.19

Cross Section East & West Alley
Block 38 Parish & Loomis
26th St. East 275

BM	828	180.27 ✓		171.99	S.W. B.P. G & 26th St.
0-10 = E Cb 26th St					
N on Paving			13.57	166.70	
℄ " "			14.06	166.21	
S " "			14.61	165.66	
0+0 = E L 26th St.					
S Top Cb			13.56	166.71	
Gutter on Pav			13.81	166.46	
℄ " "			13.71	166.56	
Gutter " "			13.17	167.10	
N Top Cb.			12.49	167.78	
0+2					
N			5.0	175.3	
℄			5.8	174.5	
S			6.6	173.7	
0+16					
-5			6.0	174.3	
5			4.9	175.4	
℄			4.0	176.3	
N			3.7	176.6	
+1.5 = S'ly 2 Conc Walk			3.56	176.71	
0+50					
-1.3 = S'ly 2 Conc Walk			2.65	177.62	
N			2.8	177.5	
℄			2.3	178.0	

Notes Reduced & Plot on Profile
2-19-1940 G.B.H. Pages 30 to 33

INDEXED
EFB

Feb. 15-40
Sisson
Northern
Osborne

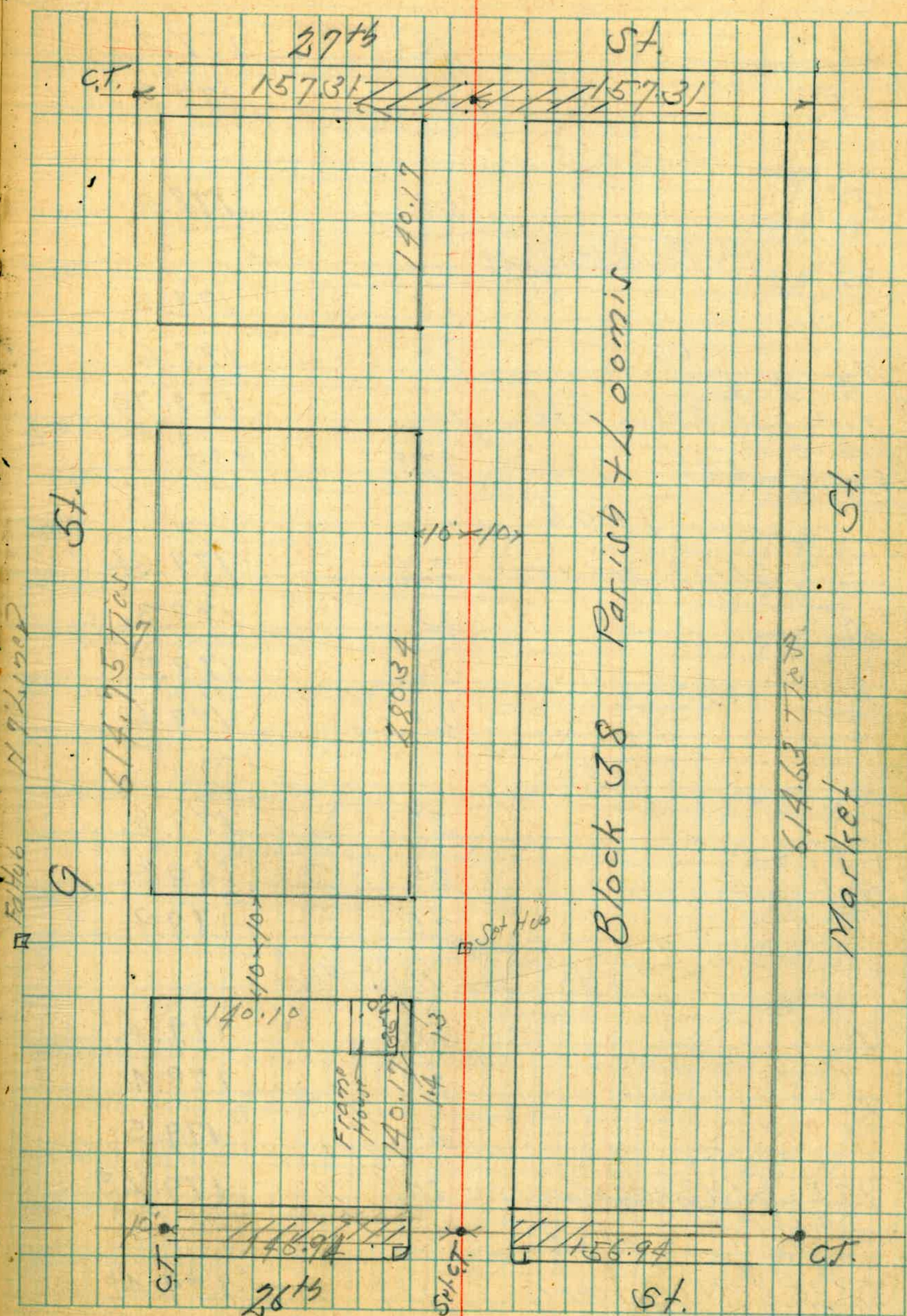

	180.37			
S		2.6	177.7	
+5		3.1	177.2	
	0+75			
S		2.3	178.0	
+0.6 = S/y Power Pole 1.2 Diam				
℄		1.8	178.5	
N		1.7	178.6	
+1.0 = S/y 2' Conc Walk		1.57	178.70	Hor/ Pole
TP	3.46	182.50	1.23	179.04
	1+05			
−0.7 = E/y 2' Conc. Walk		2.86	179.64	
N		3.2	179.3	
℄		3.0	179.5	
S		3.1	179.4	
	1+20			
S		2.7	179.8	
℄		2.5	180.0	
N		2.6	179.9	
	1+40 = W.L. N+S Alley			
N		3.1	179.4	
℄		3.1	179.4	
S		3.0	179.5	
+9.5 = W/y Garage Conc. Floor		3.07	179.43	
	1+55			
S −9.5 = E/y Garage Conc F		3.08	179.42	

182.50

1+60 = E.L. N+S Alley				
+3.8 = S/y Power Pole				
S		3.5	179.0	
℄		3.6	178.9	
N		3.6	178.9	
	1+81			
+5		7.0	175.5	
N		6.9	175.6	
+4		7.6	174.9	
℄		7.9	174.6	
S		7.8	174.7	
+4 = 2' Conc Walk		8.11	174.39	
TP	4.70	171.22	12.98	169.52
	2+01			
−14.3 = W/y Garage Conc Floor		3.08	168.14	
−8' = W/y Conc Apron		2.89	168.33	
S		1.0	170.2	
℄		0.9	170.3	
N		0.8	170.4	
+5		0.3	170.9	
	2+11			
−5		1.8	169.4	
N		2.6	168.6	
℄		3.2	168.0	
S		2.3	168.9	

	171.22 ✓		
+7' = Nly Conc Apron		2.77	168.45
+12.8' = Ely Garage Conc F.		3.07	168.15
	2+25		
-3.8 Ground		5.5	165.7
-3.8 = Ely Conc Wall Top		1.80	169.42
S		6.1	165.1
℄		5.3	166.9
N		5.8	165.4
+5		5.9	165.3
	2+45		
N+1' = ℄ Garage Dirt Floor		9.2	162.0
℄		8.6	162.6
S		9.0	162.2
+5		9.2	162.0
	2+75		
-3' = Sly Pow. Pole Diam 13			
S		13.2	158.0
℄		13.4	157.8
N		12.4	158.8
+2' = Sly Frame House		12.5	158.7

Cross Section West North + South Alley
Block 38 Parish + Loomis

TP	4.77	183.81 ✓		179.04 Nail Pole Page 31
	0+0 = SL G St			
N			2.8	181.0
℄			2.6	181.2
E			5.0	178.8
+5			6.6	177.2
	0+27			
-5			6.5	177.3
E			4.6	179.2
+5			3.2	180.6
℄			3.6	180.2
+6			3.7	180.1
N			2.7	181.1
+2 = Ely Stucco House			2.5	181.3
	0+47			
-2 = Sly Stucco House			3.3	180.5
N			3.3	180.5
℄			3.9	179.9
E			3.7	180.1
+5			5.9	177.9
	0+65			
N-0.7' = Nly Pow Pole Diam 14				

		183.81			
		0+75			
-5			3.6	180.2	
E			4.1	179.7	
℄			4.1	179.7	
W			3.5	180.3	
		1+06			
-35	= ℄ Garage Conc Floor		3.80	180.01	
W			3.7	180.1	
℄			4.0	179.8	
E			4.5	179.3	
+5			6.7	177.1	
		1+40 = N ℄ E+W Alley			
E			5.0	178.8	
℄			4.5	179.3	
W			4.4	179.4	
TP	2.16	182.57	2.90	180.91	SW BP
BM			11.58	171.99	G+2.16 = 171.99

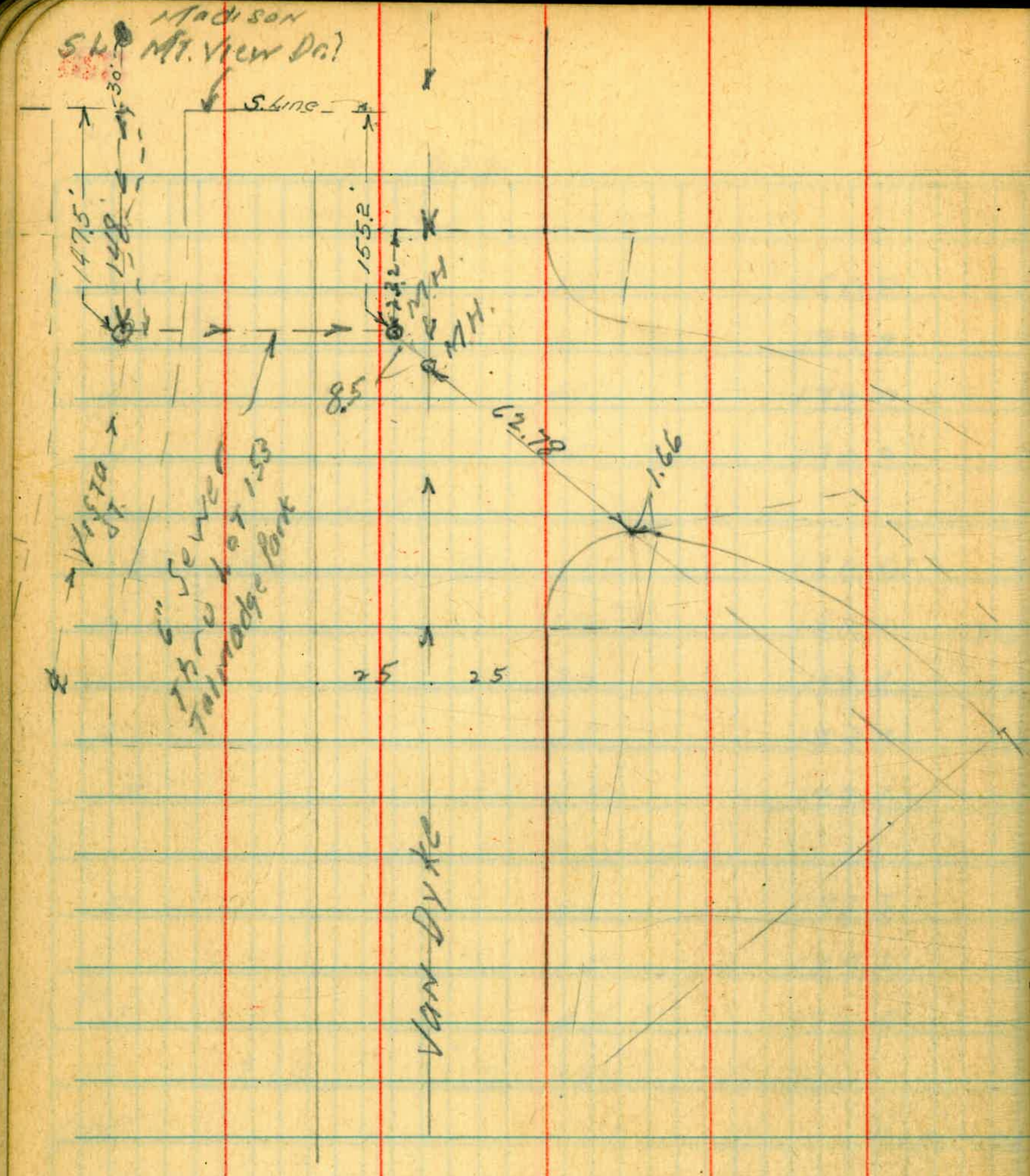

INDEXED EFB

Location of Ex. Sewer on Burnham Pl. at Van Dyke Ave

Moore
Sisson
Osborn

3-1-40.

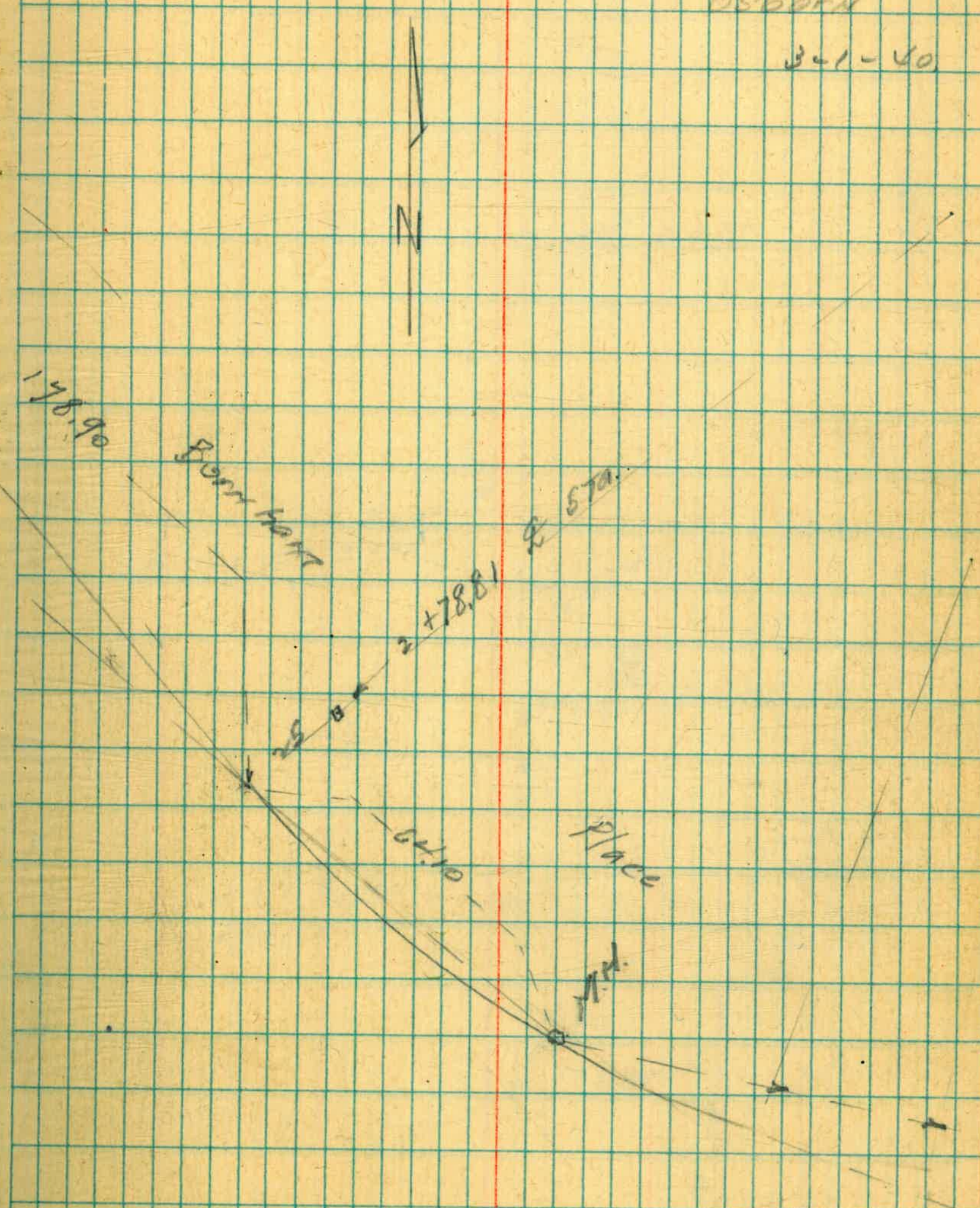

Location of Sewer &
Pump #1 Talmadge Park

INDEXED
EPS

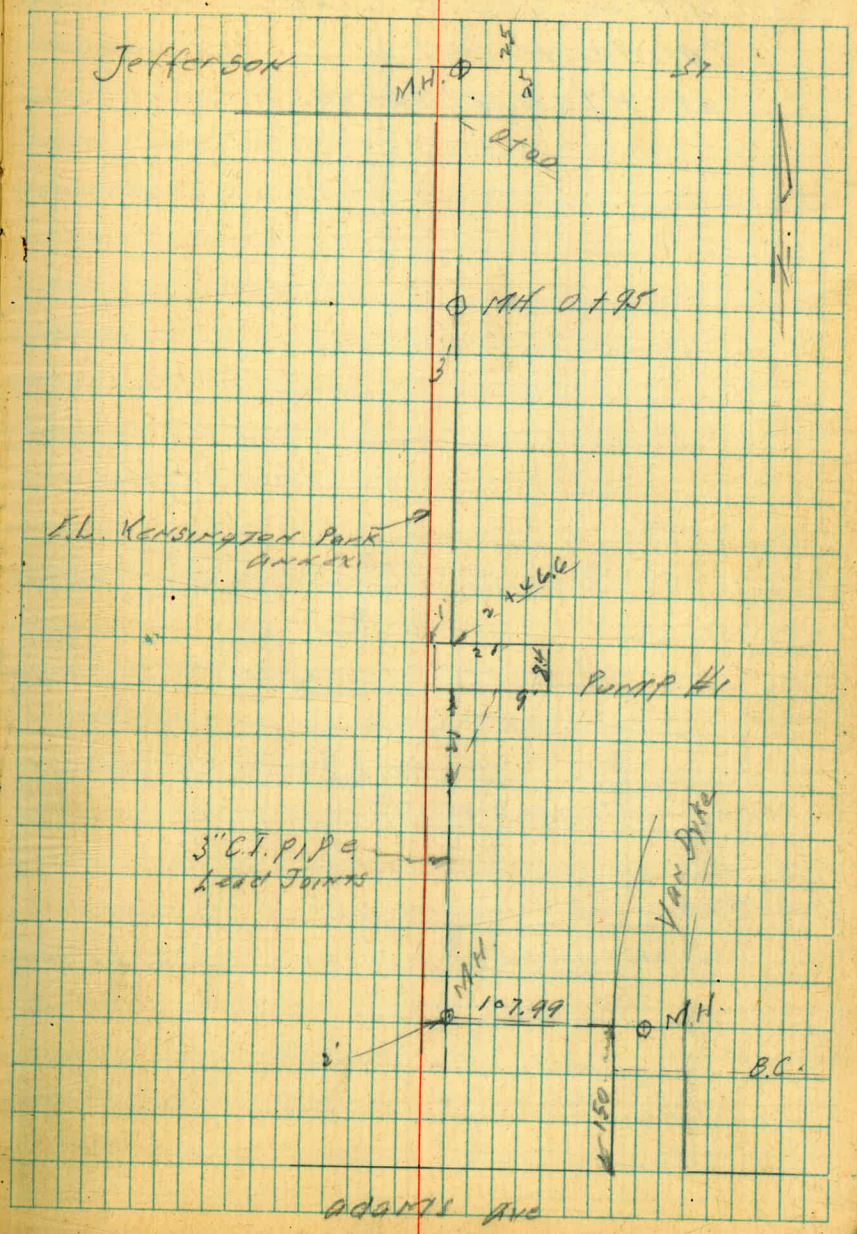

Location Sewer & Pump #3
Talladega Park
at 47th & Monroe

INDEXED
EFB



Cross Section Fenelon St.
Rosecrans to Willow

INDEXED
EFB

May 22-40
Sisson
Northern
H Moore

BM	1.99	11.91		9.92	Sw. 9' Mon Rosecrans + Dickens
TP	9.37	12.28'	9.00	2.91✓	
0-16 = ℄ Cb Rosecrans					
-25 Cb Top = EC			8.41	3.87	
-25 Gutter on Paving			9.06	3.22	
S	"	"	9.10	3.18	
Cb	"	"	9.11	3.17	
℄	"	"	9.31	2.97	
Cb	"	"	9.49	2.79	
N	"	"	9.62	2.66	
+25 =	"	"	9.87	2.41	
+25 = Cb Top EC			9.23	3.05	
0+0 = ℄ Rosecrans					
N			9.1	3.2	
+10 = Cb Top			9.15	3.13	
+10 = Gutter on Paving			10.02	2.26	
Cb	"	"	9.75	2.53	
℄	"	"	9.47	2.81	
Cb	"	"	9.29	2.99	
+8 = Gutter	"	"	9.33	2.96	
+8 = Cb Top			8.69	3.59	
S			8.5	3.8	
0+27 = Cb EC					
S			8.6	3.7	
Cb Top			8.90	3.38	

Notes Reduced. 5-24-40

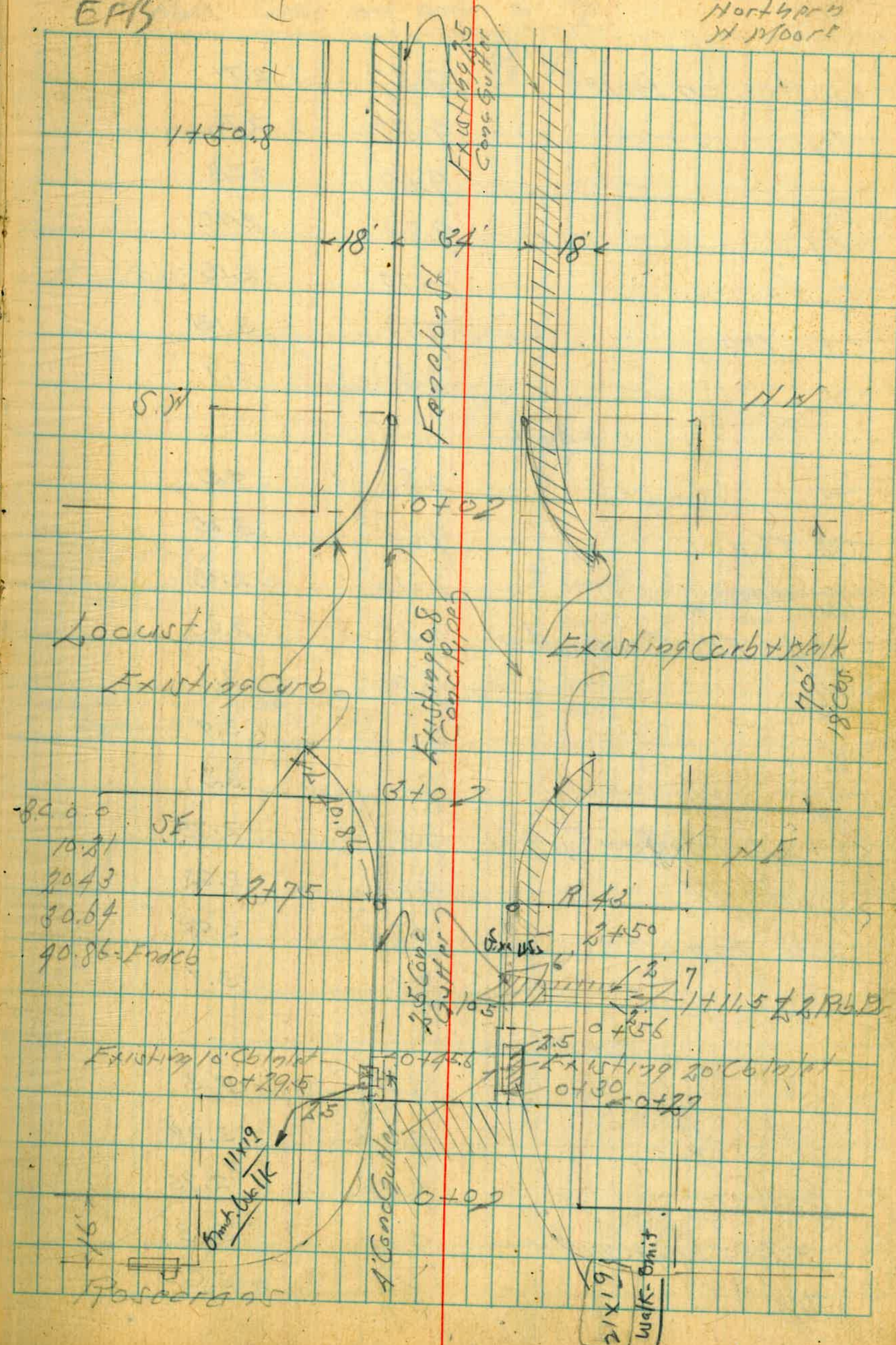

Fenelon St

	12+28		
Gutter on Pav		9.57	2.71
1/4	" "	9.52	2.76
1/2	" "	9.60	2.68
1/4	" "	9.83	2.45
Gutter	" "	10.13	2.15
Cb Top		9.15	3.13
H		8.4	3.9
	0+45.6		
H		7.8	4.5
Cb Top		9.13	3.15
Gutter		10.10	2.18
+4 = Edge Conc Gutter		9.65	2.63
1/4		9.2	3.1
1/2		8.9	3.4
1/4		9.0	3.3
+4.5 = Edge Conc Gutter		9.50	2.78
Gutter		9.66	2.62
Cb Top		8.84	3.44
S		8.6	3.7
	0+56		
S		8.0	4.3
Cb Top		8.54	3.74
Gutter		9.23	2.95
+2.5 = Edge Gutter		9.15	3.13
1/4		8.7	3.6

Note. Curbs are only 6" Top

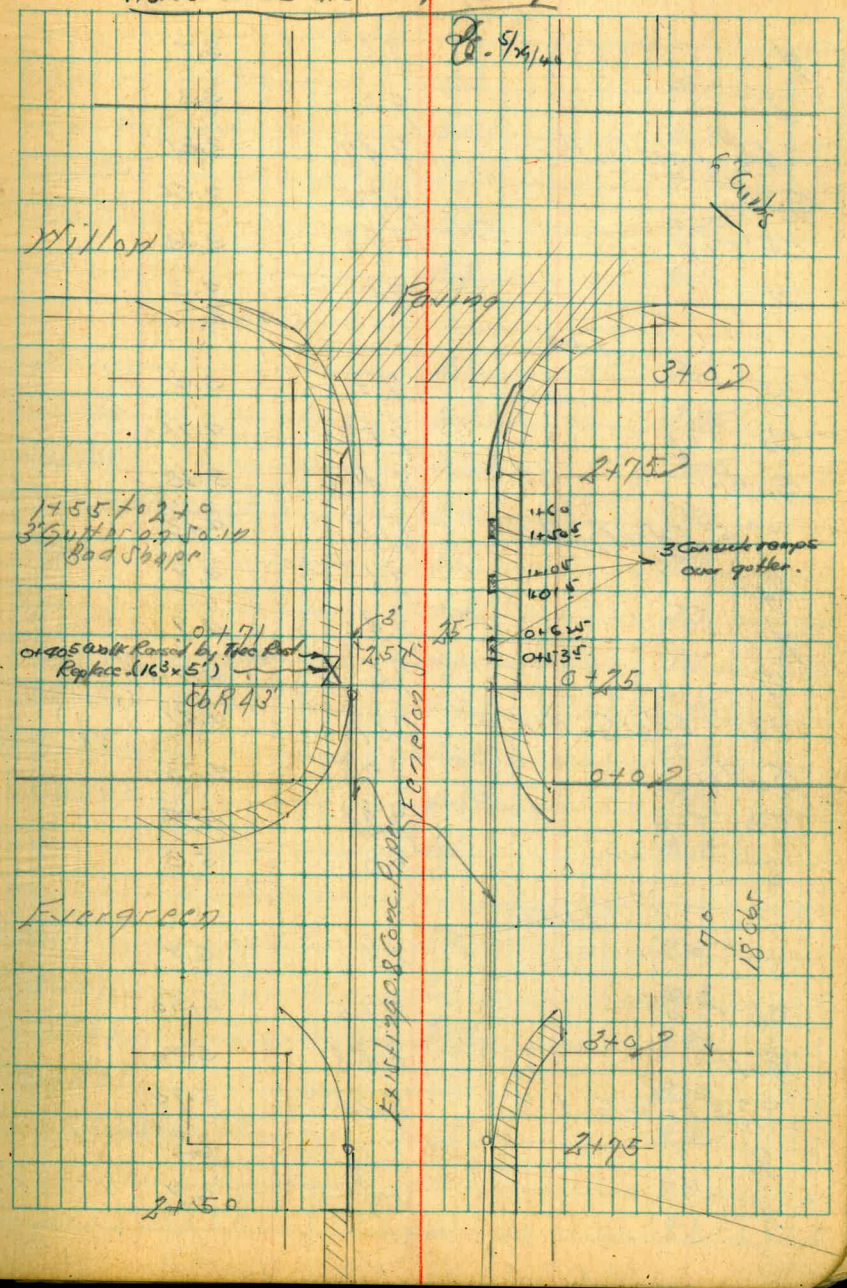

Fenelon St

12.28

℄	8.6	3.7
¼	9.0	3.3
+4.5 - Edge Gutter	9.47	2.81
Gutter	9.73	2.56
Cb Top	8.95	3.33
H	8.0	4.3
1+0		
H	7.3	5.0
Cb Top	7.57	4.71
Gutter	8.40	3.88
+2.5 - Edge Gutter	8.15	4.13
¼	7.6	4.7
℄	7.4	4.9
¼	7.6	4.7
+6 - Edge Gutter	7.87	4.41
Gutter	8.05	4.23
Cb Top	7.24	5.04
S	7.0	5.3
1+50		
S	5.6	6.7
Cb Top	5.75	6.53
Gutter	6.58	5.70
+2.5 Edge Gut	6.34	5.94
¼	6.1	6.2
℄	5.9	6.4

12.28

¼	6.2	6.1
+6 - Edge Gut	6.58	5.70
Gutter	6.80	5.48
Cb Top	5.99	6.29
H	5.9	6.4
2+0		
H	4.6	7.7
Cb Top	4.43	7.85
Gutter	5.23	7.05
+2.5 Edge Gut	5.00	7.28
¼	4.6	7.7
℄	4.4	7.9
¼	4.6	7.7
+6 - Edge Gut	4.92	7.36
Gutter	5.13	7.15
Cb Top	4.30	7.98
S	4.1	8.18
2+50		
S	2.7	9.6
+10	2.0	10.3
Cb Top	2.79	9.49
Gutter	3.60	8.68
+2.5 - Edge Gut	3.38	8.90
¼	3.0	9.3
℄	3.0	9.3

12.28

¼	3.1	9.18
+6 = Edge Gut	3.39	8.89
Gutter	3.60	8.68
Cb Top	2.81	9.47
H	2.7	9.6

2+60

H	2.5	9.8
Cb Top	2.50	9.78
Gutter	3.21	8.97
+2.5 = Edge Gut	3.12	9.16
¼	2.8	9.48
½	2.7	9.58
¼	2.8	9.48
+6 = Edge Gut.	3.17	9.11
Gutter	3.34	8.94
Cb Top	2.48	9.80
+2	1.9	10.4
S	2.2	10.1

2+75 = Cb BC. E of Locust

S	1.8	10.5
Cb Top	2.00	10.28
Gutter = Outlet & Conc Pipe	3.06	9.22
+3	3.1	9.2
¼	2.3	10.0
½	2.2	10.1

12.28

¼	2.3	10.0
Gutter = Outlet & Conc Pipe	3.16	9.12
Cb Top	2.10	10.18
H	1.5	10.8
TP 8.90 19.35	1.83	10.45

N.E. Return

BC. Top Cb	9.17	10.18
+10.21 Cb Top	8.80	10.55
+20.43 " "	8.44	10.91
+30.64 " "	8.21	11.14
+40.86 = " " End	8.31	11.04

S.E. Return

BC. Cb Top	9.06	10.29
+10.21 " "	8.75	10.60
+20.43 " "	8.42	10.93
+30.64 " "	8.24	11.11
+40.86 " " End	8.23	11.12

3+0 = E.L. Locust

H	8.0	11.4
+10 = Cb	8.3	11.1
+10 = Gut.	8.5	10.9
Cb	8.4	11.0
¼	8.4	11.0
½	8.5	10.9
¼	9.1	10.3

Fenelon St.

1935

+2	9.2	10.2
+4	8.0	11.4
Cb	7.8	11.6
+10	7.8	11.6
S	8.3	11.1
E Cb Locust		
S	7.7	11.7
Cb	7.5	11.9
+4	8.3	11.1
¼	8.1	11.3
½	8.0	11.4
¼	7.9	11.5
Cb	7.9	11.5
H	7.8	11.6
½ Locust		
H	7.6	11.8
Cb	7.4	12.0
¼	7.4	12.0
½	7.5	11.9
¼	7.5	11.9
Cb	7.2	12.2
S	7.1	12.3
W Cb Locust		
S	6.9	12.5
Cb	6.9	12.5

1935

¼	7.1	12.3
½	7.1	12.3
¼	6.9	12.5
Cb	7.2	12.2
N	6.9	12.5
W. L. Locust = 0+0		
H	6.4	13.0
Cb	6.6	12.8
¼	6.6	12.8
½	6.5	12.9
¼	6.7	12.7
Cb	6.3	13.1
S	6.4	13.0
0+25 = Cb. EC		
S	5.9	13.5
+15	5.7	13.7
Cb. Top	6.28	13.07
E gutter = Inlet & Conc. Pipe	7.35	12.00
+2	6.1	13.3
¼	6.0	13.4
½	5.8	13.6
¼	6.0	13.4
+6	6.3	13.1
Gutter Inlet & Conc. Pipe	7.21	12.19
W Cb Top	6.17	13.18

19.35

N.W. Return

B.C. Cb Top	6.17	13.18
+10.21 " "	6.60	12.75
+20.43 " "	7.00	12.35
+30.64 " "	7.28	12.07
+40.86 " " End	7.33	12.02

S.W. Return

B.C. Cb Top	6.28	13.07
+10.21 " "	6.66	12.69
+20.43 " "	7.05	12.30
+30.64 " "	7.31	12.04
+40.86 " " End	7.38	11.97

0+28

N Cb Top	6.00	13.35
Gutter	6.75	12.60
+2.5 Edge Gut	6.54	12.81
1/4	5.9	13.5
1/2	5.7	13.7
1/4	5.9	13.5
+6 Ground	5.9	13.5
+6 Edge Gut	6.76	12.59
Gutter	6.95	12.40
Cb Top	6.18	13.17
+2	5.5	13.9
S	5.8	13.6

19.35

0+50

S	4.9	14.5
Cb Top	5.28	14.07
Gutter	6.06	13.29
+2.5 Edge Gut	5.86	13.49
1/4	5.2	14.2
1/2	4.9	14.5
1/4	5.2	14.2
+6 Edge Gut	5.56	13.79
Gutter	5.99	13.56
N Cb Top	5.08	14.27

1+0

N Cb Top	2.88	16.47
Gutter	3.62	15.73
+2.5 Edge Gut	3.42	15.93
1/4	3.2	16.2
1/2	3.2	16.2
1/4	3.5	15.9
+6 Edge Gut	3.84	15.51
Gutter	4.01	15.34
Cb Top	3.24	16.11
S	3.2	16.2

1+50

S	0.9	18.5
Cb Top	1.28	18.07

Fenelon St.

19.35'

Gutter		2.00	17.35
+2.5 = Edgr Gut		1.76	17.59
1/4		1.5	17.9
1/2		1.2	18.2
1/4		1.1	18.3
+6 = Edgr Gut		1.21	18.19
Gutter		1.48	17.87
N Cb Top		0.70	18.65
TP	9.98 29.28'	0.05	19.30
2+0			
N Cb Top		8.48	20.80
Gutter		9.27	20.01
+2.5 = Edgr Gut		9.07	20.21
1/4		9.0	20.3
1/2		9.0	20.3
1/4		9.3	20.0
+6 = Edgr Gut		9.75	19.53
Gutter		9.96	19.32
Cb Top		9.20	20.08
S		8.4	20.9
2+50			
S		6.5	22.8
+13		6.9	22.4
Cb Top		7.23	22.05
Gutter		8.02	21.26

29.28

+2.5 = Edgr Gut	7.78	21.50
1/4	7.5	21.8
1/2	7.0	22.3
1/4	6.9	22.4
+6 = Edgr Gut	6.85	22.43
Gutter	7.05	22.23
N Cb Top	6.27	23.01
2+75 = Cb B.C. E of Evergreen		
N Cb Top	5.21	24.07
Gutter = Outlet 8 Conc Pipe	6.32	22.96
+3	5.8	22.5
1/4	6.2	23.1
1/2	6.0	23.3
1/4	6.3	23.0
+5	6.7	22.6
Gutter = Outlet 8 Conc Pipe	7.24	22.04
Cb Top	6.16	23.12
+1	5.8	23.5
S	5.9	23.4
S E Return		
B.C. Cb Top	6.16	23.12
+10.21 " "	5.87	23.41
+20.42 " "	5.48	23.80
+30.64 " "	5.26	24.02
+40.86 " " V.C. End	5.26	24.02

29.28

HE Return

B.C. Cb Top	5.21	24.07
+10.21 " "	4.82	24.46
+20.43 " "	4.36	24.92
+30.64 " "	4.09	25.19
+40.86 " " = End.	4.17	25.11

3+0 = E.L. Evergreen

S	5.2	24.1
cb	5.0	24.3
+2	5.5	23.8
1/4	5.2	24.1
1/2	4.9	24.4
1/4	5.0	24.3
cb	4.7	24.6
+8	4.5	24.8
+8 cb	4.19	25.09
H	3.8	25.5

F Cb Evergreen

H	3.7	25.6
cb	4.3	25.0
1/4	4.2	25.1
1/2	4.3	25.0
1/4	4.6	24.7
cb	4.9	24.4
S	4.5	24.8

29.28

1/2 Evergreen

S	4.1	25.2
cb	4.1	25.2
1/4	4.0	25.3
1/2	3.7	25.6
1/4	3.6	25.7
cb	3.6	25.7
H	3.2	26.1

H cb Evergreen

H	2.9	26.4
cb	3.1	26.2
1/4	3.1	26.2
1/2	3.2	26.1
1/4	3.4	25.9
cb	3.7	25.6
S	4.6	24.7

HL Evergreen = 0+0

S	3.8	25.5
+10 = cb	3.9	25.4
+10 Left	4.2	25.1
cb	3.7	25.6
1/4	3.0	26.3
1/2	2.5	26.8
1/4	2.5	26.8
cb	2.6	26.7

29.28

+8 Cb+Ground	2.74	26.54
N	2.5	26.8
N N Return		
B.C. Cb Top	1.29	27.99
+10.21 " "	2.05	27.23
+20.43 " "	2.54	26.74
+30.64 " "	2.88	26.40
+40.86 " " = End	3.08	26.20
S N Return		
BC. Cb Top	2.10	27.18
+10.21 " "	2.84	26.44
+20.43 " "	3.57	25.71
+30.64 " "	4.05	25.23
+40.86 " "	4.18	25.10
0+25 = Cb BC		
N Cb Top	1.29	27.99
Gutter = Inlet & Conc Pipe	2.60	26.68
+2	2.0	27.3
1/4	1.6	27.7
1/2	1.7	27.6
3/4	2.0	27.3
+6	2.2	27.1
Gutter = Inlet & Conc Pipe	3.27	25.91
S Cb Top	2.10	27.18

29.28

0+29				
S Cb Top		1.81		27.47
Gutter		2.58		26.70
+2.5 = Edge Gut		2.38		26.90
+4		2.0		27.3
1/4		1.7		27.6
1/2		1.5		27.8
3/4		1.6		27.7
+6 = Edge Gut		1.61		27.67
Gutter		1.80		27.48
N Cb Top		1.05		28.23
TP	11.74	11.00	0.02	29.26
0+71				
N Cb Top		9.44		31.56
Gutter		10.27		30.73
+2.5 = Edge Gut		10.17		30.83
1/4		10.5		30.5
1/2		10.5		30.5
3/4		10.6		30.4
+5.5 = Edge Gut		10.85		30.15
Gutter		11.09		29.91
S Cb Top		10.15		30.85
1+10				
S Cb Top		7.68		33.32
Gutter		8.57		32.43

41.00

+3 = Edgr Gut			8.37	32.63
1/4			8.28	32.72
1/2			8.2	32.8
1/4			8.1	32.9
+6 = Edgr Gut			7.89	33.11
Gutter			8.00	33.00
N Cb Top			7.29	33.71
1+50				
N Cb Top			3.48	37.52
Gutter			4.28	36.72
+2.5 = Edgr Gut			4.06	36.94
1/4			4.2	36.8
1/2			4.2	36.8
1/4			4.5	36.5
+5.5 = Edgr Gut			4.29	36.71
Gutter			4.48	36.52
S Cb Top			3.60	37.40
TP	11.90	52.63	0.27	40.73
2+0				
S Cb Top			11.10	41.53
Gutter			12.00	40.63
+3 = Edgr Gut			11.74	40.89
1/4			12.0	40.6
1/2			11.9	40.7
1/4			11.9	40.7

52.63

+6 = Edgr Gutter	11.84	40.79
Gutter	12.08	40.55
N Cb Top	11.35	41.28
2+50		
N Cb Top	7.46	45.17
Gutter	8.23	44.40
+2.5 = Edgr Gut	7.94	44.69
1/4	7.7	44.9
1/2	7.6	45.0
1/4	7.7	44.9
+5.5 = Edgr Gut	7.55	45.08
Gutter	7.80	44.83
S Cb Top	6.93	45.70
2+7.5 = Cb BC		
S Cb to Divide	5.68	46.95
+3 = Edgr Gut	5.47	47.16
1/4	5.6	47.0
1/2	5.6	47.0
1/4	5.9	46.9
+6 = Edgr Gut	6.11	46.57
Gutter	6.33	46.30
N Cb Top	5.55	47.08

52.63

3+0 = E.L. Willow

H	3.4	49.2	
+10 = Cb Top	3.64	48.99	
+10 Gutter	4.40	48.23	
Cb on Paving	4.17	48.46	
1/4 " "	3.91	48.72	
1/2 " "	3.74	48.89	
1/4 " "	3.74	48.89	
Cb " "	3.60	49.03	
+8 = Gutter	3.70	48.93	
+8 = Cb Top	2.82	49.81	
BM	0.97	51.66	S.W. B.R. Willow & Fenelon 51.57

Xsec Crown Point Dr. 50' wide 10' curbs.
Lamont to Pacific

N.E. 7' C.T.	0.24	35.5r		35.28	Lamont Pacific
T.P.	0.89	26.9r	9.47	26.05	
B.M. Nail Pole	5.1r	Lamont Fortuna	5.6r	21.3r	✓
T.P.	5.4r	25.74	6.6r	20.3r	
T.P.	4.25	25.58	4.41	21.33	Lamont
T.P. NE Cor. 7' Mon	6.25	23.74	8.09	17.49	Crown Point Drive

Sec A W.L. Lamont

w or M		6.0	17.7
+4		6.4	17.3
c6		6.3	17.4
1/c		6.3	17.4
c		6.3	17.4
1/4		6.5	17.2
c6		6.1	17.6
+3		6.2	17.5
5		8.5	15.2
+5		10.0	+13.7
+25		24.5	−0.8

Notes Reduced & Plotted on Profile # 1549 – 8-20-40 C.E. Hough

Sec B

5 − 15		12.6	11.1
− 5		7.3	16.4

INDEXED
EFB

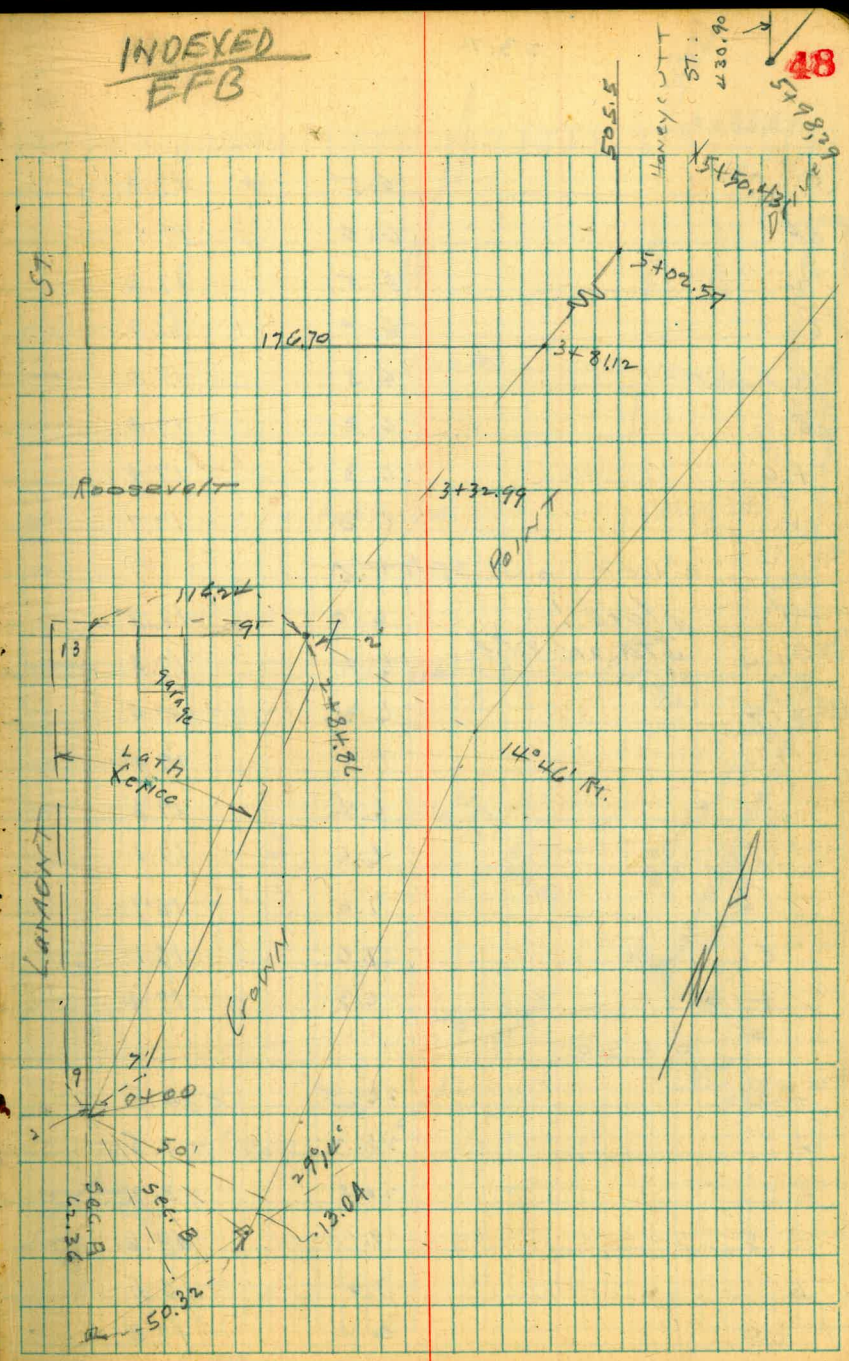

23.74

S		6.5	17.2
cb		6.6	17.1
1/4		6.5	17.2
c		6.4	17.3
1/4		6.3	17.4
cb		6.3	17.4
+c		6.3	17.4
W		6.0	17.7
	0+00 ON SPLIT Δ		
W	Note!	6.0	17.7
+4	STA. ON W.L.	6.4	17.3
cb		6.3	17.4
1/4		6.3	17.4
c		6.4	17.3
1/4		6.6	17.1
cb		7.0	16.7
E		7.6	16.1
+10		6.3	17.4
	0+50		
-30		26.5	-2.8
-		25.2	-1.5
-		20.5	3.2
-5		9.1	14.6
E		7.2	16.5
+4		6.4	17.3

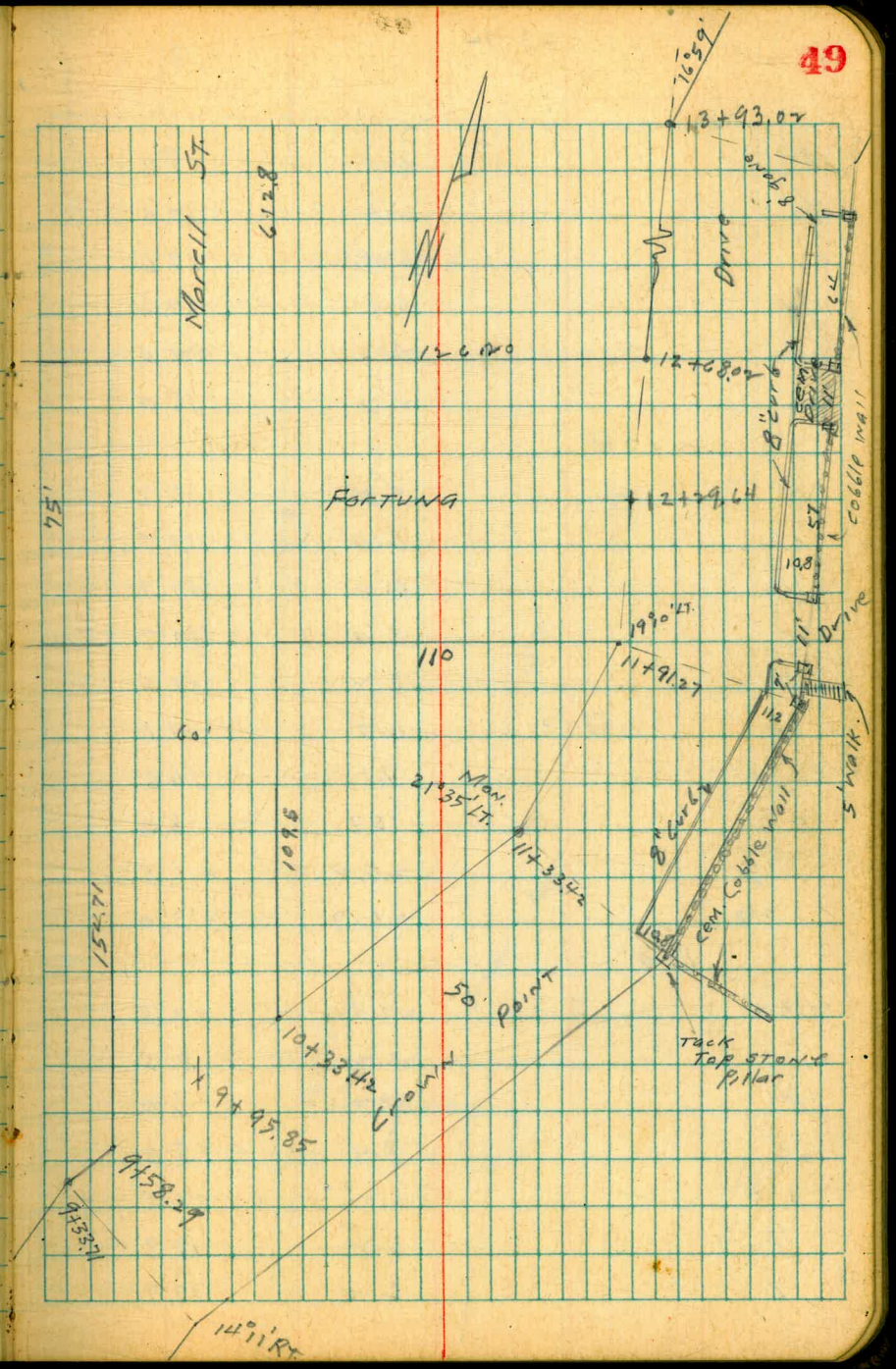

		23.96		
cb			6.5	17.2
1/4			6.3	17.4
c			6.1	17.6
1/4			6.1	17.6
cb			6.2	17.5
w			5.7	18.0
	0+75			
w			5.5	18.2
cb			6.0	17.7
1/4			6.0	17.7
c			6.0	17.7
1/4			6.2	17.5
cb			6.7	17.0
+2			7.1	16.6
E			15.7	8.0
+15			25.2	-1.5
+30			26.7	-3.0
	1+0			
-30			27.2	-3.5
-12			26.2	-2.5
E			17.7	6.0
cb			8.4	15.3
+3			6.2	17.5
1/4			6.4	17.3
c			6.0	17.7

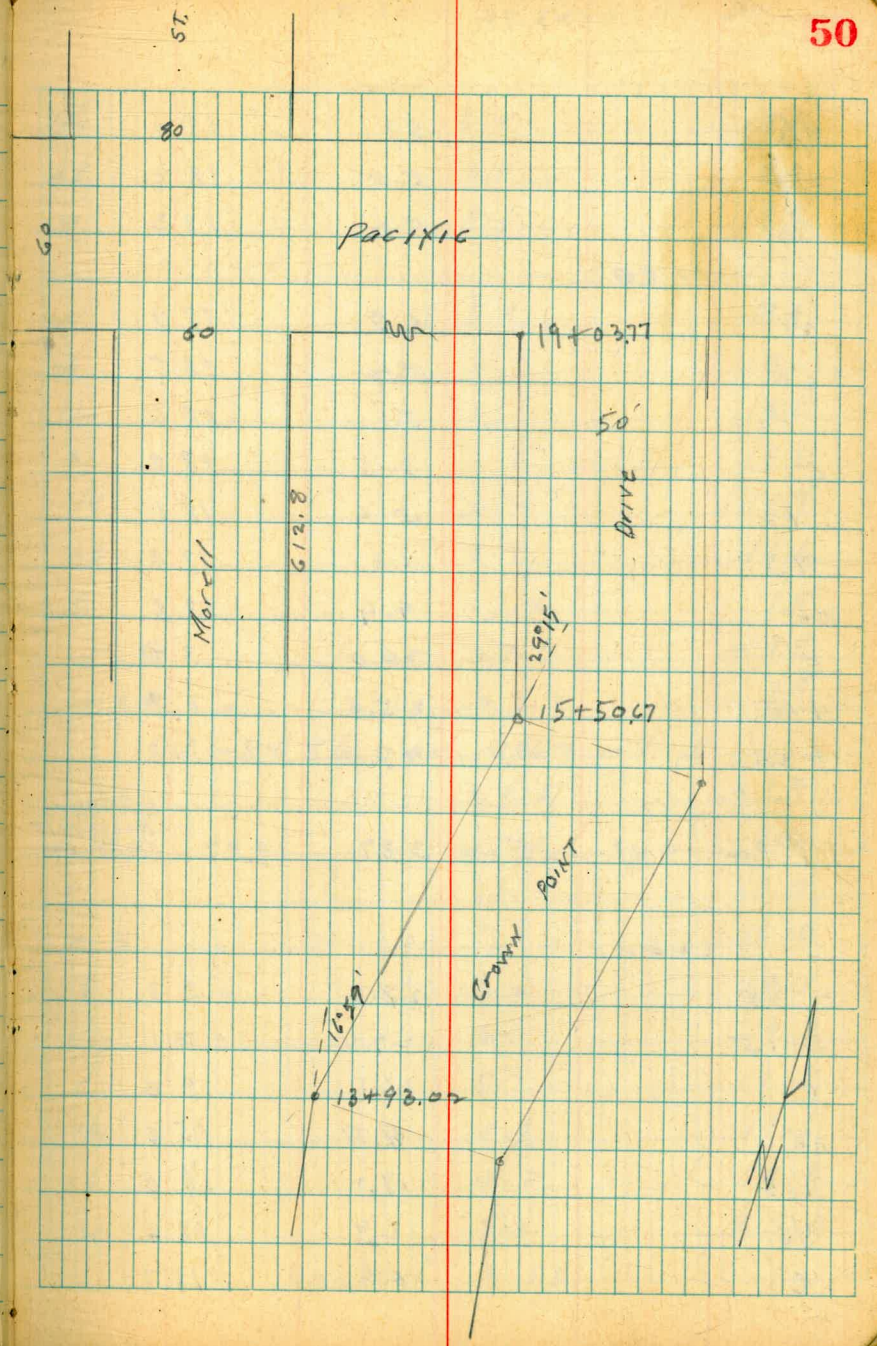

		23.74			
1/4			5.7	18.0	
c6			5.5	18.2	
W			5.4	18.3	
	1+50				
W			4.8	18.9	
c6			5.2	18.5	
1/4			5.1	18.6	
C			5.5	18.2	
1/4			5.6	18.1	
+3			6.3	17.4	
c6			9.9	13.8	
E			20.0	3.7	
+10			25.6	-1.9	
+35			27.0	-3.3	
T.P. Pipe	5.47	25.34	3.87	19.87	Sim. Cor. Roosevelt Capt. Dr.
	2+00				
-35			28.6	-3.3	
-15			27.4	-2.1	
E			16.1	9.2	
c6			9.9	15.4	
+5			7.1	18.2	
1/4			6.9	18.4	
C			6.6	18.7	

25.34 Crown Pt. Dr.

1/4		6.2	19.1
c6		6.4	18.9
W		6.1	19.2
	2+40		
W		5.9	19.4
c6		6.2	19.1
1/4		6.1	19.2
C		6.5	18.8
1/4		6.4	18.9
c6		8.7	16.6
E		17.4	7.9
+15		27.1	-1.8
+35		29.2	-3.9
	2+84.86 on split of Δ		
+35		28.6	-3.9
-20		27.3	-2.0
E		11.6	13.7
+5		7.3	18.0
c6		6.2	19.1
1/4		6.1	19.2
C		5.7	19.6
1/4		5.7	19.6
c6		5.5	19.8
W		5.3	20.0

Cont'd p 53

X sec of Roosevelt — 75 wide, 12 cbs, 12.75 1/4 S

Lamont to Cr. Pt. Dr.

25.34

0+0 E.L. Lamont St.

S		3.8	21.5
cb		3.7	21.6
1/4		3.7	21.6
c		3.9	21.4
1/4		3.6	21.7
cb		3.6	21.7
N		3.6	21.7
	0+24		
S -0.5	℄ do. gar.	4.1	21.2 dirt
	0+50		
N		4.3	21.0
cb		4.3	21.0
1/4		4.5	20.8
c		4.4	20.9
1/4		4.7	20.6
cb		4.6	20.7
S		4.3	21.0
	1+16.24 = SW Cor. Cr. Pt. Dr. Roosevelt		
S		5.3	20.0
cb		5.1	20.2
1/4		5.3	20.0

Reduced - Plotted on Profile # 1323-820-40 CDH

INDEXED
EFB

25.34

c	4.9	20.4
1/4	4.6	20.7
cb	4.7	20.6
N	4.6	20.7
1+16.24 to 176.70 on W.L. Cr. Pt. Dr.		
N	4.8	20.5
cb	4.9	20.4
1/4	5.3	20.0
c	5.2	20.1
1/4	5.4	19.9
cb	5.6	19.7
S	5.3	20.0

Cr. Pt. Dr. from P 51

25.34

3+32.99 ℄ Roosevelt

W	5.2	20.1
c6	5.4	19.9
1/4	5.5	19.8
C	5.5	19.8
1/4	5.4	19.9
c6	6.9	18.4
E	17.0	8.3
+15	27.4	-2.1
+35	27.8	-2.5

3+81.12 NW Cr. Pt. Dr. ℄ Roosevelt

-40	31.0	-5.7
-30	28.4	-3.1
-15	26.3	-1.0
E	17.1	8.2
c6	8.1	17.2
+5	6.0	19.3
1/4	5.4	19.9
c	5.5	19.8
1/4	5.4	19.9
c6	5.4	19.9
W	4.8	20.5

4+21.12

W	4.8	20.5

25.34

c6	5.0	20.3
1/4	4.9	20.4
c	5.1	20.2
1/4	4.7	20.6
c6	6.5	18.8
E	16.5	8.8
+15	27.0	-1.7
+25	27.8	-2.5
+40	29.9	-4.6

4+61.12

-40	29.4	-4.1
-15	27.7	-2.4
E	14.2	11.1
c6	5.7	19.6
1/4	4.6	20.7
c	4.8	20.5
1/4	4.8	20.5
c6	5.0	20.3
W	4.5	20.8

5+02.57 WL Honeycutt +

W	4.6	20.7
c6	5.0	20.3
1/4	4.7	20.6
c	4.5	20.8
1/4	4.4	20.9

25.34

c6		5.0	20.3
+3		5.5	19.8
E		12.9	12.4
+17		26.2	-0.9
+40		28.8	-3.5
5+50.43 E Honeycutt			
-40		29.1	-3.8
-18		27.1	-1.8
E		10.6	14.7
+5		5.7	19.6
c6		4.9	20.4
1/4		4.3	21.0
c		4.5	20.8
1/4		4.5	20.8
c6		4.5	20.8
W		4.6	20.7
5+98.29 E.L. Honeycutt			
W	ground	4.1	21.2
c6		4.5	20.8
1/4		4.3	21.0
c		4.3	21.0
1/4		4.5	20.8
c6		5.5	19.8
+3		5.9	19.4

25.34

E			10.5		14.8
+15			18.6		6.7
+25			27.7		-2.4
+40			28.9		-3.6
6+48.29					
-40			28.6		-3.3
-20			27.7		-2.4
+15			22.5		2.8
E			12.6		12.7
c6			6.3		19.0
1/4			5.0		20.3
c			4.7		20.6
1/4			4.2		21.1
c6			4.5		20.8
W			4.1		21.2 NE. Con. Mon.
T.P.	4.05	24.93	4.46	20.88	on ? Mon. Honeycutt Crown Pt. Dr.
6+98.29					
W			3.7		21.2
c6			3.8		21.1
1/4			3.6		21.3
c			4.0		20.9
1/4			4.3		20.6
c6			5.6		19.3

		24.93			
E			13.0	11.9	
+22			23.8	1.1	
+24			27.1	-2.2	
+40			27.2	-2.3	
	7+48.29				
-40			27.4	-2.5	
-28			27.0	-2.1	
-23			21.8	3.1	
E			11.0	13.9	
+7			5.8	19.1	
cb			5.3	19.6	
1/4			3.9	21.0	
c			4.1	20.8	
1/4			3.9	21.0	
cb			4.5	20.4	
W			4.5	20.4	
					AT WL
T.P	4.86	23.86	5.93	19.00	Morell Co. PT. Dr.
	7+98.29				
W			3.6	20.3	
cb			3.8	20.1	
1/4			3.3	20.6	
c			3.5	20.4	
1/4			3.4	20.5	

	23.86	
cb	5.1	18.8
E	8.8	15.1
+26	22.6	1.3
+30	26.4	-2.5
+40	24.8	-2.9
8+48.29		
-40	28.1	-4.2
-27	26.4	-2.5
-22	26.0	-2.1
E	11.2	12.7
cb	5.1	18.8
1/4	4.0	19.9
c	3.8	20.1
1/4	3.6	20.3
cb	3.8	20.1
W	3.7	20.2
8+98.29		
W	4.3	19.6
cb	4.3	19.6
1/4	4.2	19.7
c	4.6	19.3
1/4	5.0	18.9
cb	6.5	17.4
E	17.3	11.6
+35	27.5	-3.6
+40	28.0	-4.1

9+33.71 SPLIT of Δ

-40	27.2	-3.3
-32	25.2	-1.3
E	10.5	13.4
cb	6.1	17.8
1/4	4.7	19.2
c	4.6	19.3
1/4	4.3	19.6
cb	4.3	19.6
W	4.4	19.5

9+58.79 W L Morell

33.71
24.58

W	4.8	19.1
cb	4.8	19.1
1/4	4.6	19.3
c	4.7	19.2
1/4	5.2	18.7
cb	6.2	17.7
E	9.5	14.4
+30	24.8	-0.9

9+95.85 E Morell

-35	25.6	-1.7
E	10.1	13.8
+5	6.6	17.3
cb	6.0	17.9
1/4	5.3	18.6
c	5.1	18.8

1/4	5.2	18.7
cb	5.1	18.8
W	4.7	19.2

10+33.42 E L Morell

W	5.0	18.9
cb	5.3	18.6
1/4	5.3	18.6
c	5.4	18.5
1/4	5.6	18.3
cb	6.0	17.9
E	10.5	13.4
+40	24.9	-1.0

10+83.42

-15	13.1	10.8
E	6.4	17.5
cb	6.9	17.0
1/4	6.5	17.4
c	6.5	17.4
1/4	6.5	17.4
cb	6.4	17.5
W	6.3	17.6

11+33.42 on SPLIT Δ

W	7.7	16.2
cb	7.9	16.0
1/4	8.9	15.0

c		10.1	13.8
1/4		10.4	13.5
+6.7	Top cb	10.25	13.61
E	bot. wall grd	10.2	13.7
	11+91.27 SL FORTUNA Δ		
E	on conc wk	11.42	12.44
cb	grd.	11.4	12.5
+1.2	Top 8" cb	11.46	12.40
1/4		11.6	12.3
c		11.4	12.5
1/4		11.0	12.9
cb		10.4	13.5
W		9.5	14.4
	12+29.44 ℄ FORTUNA		
W		10.6	13.3
cb		11.0	12.9
1/4		11.5	12.4
c		11.8	12.1
1/4		12.0	11.9
out		12.2	11.7
1/4 +6.7	Top cb.	11.71	12.15
E		11.6	12.3
	12+68.02 NL FORTUNA		
E		12.2	11.7
	Top cb	12.38	11.48

1/4		12.5	11.4
c		12.5	11.4
1/4		12.4	11.5
cb		12.1	11.8
W		11.9	12.0
	13+18.02		
W		12.9	11.0
cb		13.1	10.8
1/4		13.0	10.9
c		13.1	10.8
1/4		13.4	10.5
	Top cb	12.88	10.98
E		12.9	11.0
T.P.	4.73 16.69	11.90	11.96
	13+33		
E		5.7	11.0
+7	cb Top	5.80	10.89
cb		6.9	9.8
1/4		6.5	10.2
c		6.5	10.2
1/4		6.2	10.5
cb		6.2	10.5
W		6.0	10.7

13+68.0 N

W	6.8	9.9
cb	6.9	9.8
1/4	6.8	9.9
C	6.9	9.8
1/4	7.0	9.7
cb	7.2	8.5
E	9.4	7.3
+15	17.0	−0.3

13+93.0 N SPLIT OF Δ

−15	17.6	−0.9
E	11.2	5.5
cb	7.0	9.7
1/4	7.0	9.7
C	7.4	9.3
1/4	7.3	9.4
cb	7.3	9.4
W	6.8	9.9

14+15

W	7.0	9.7
cb	7.3	9.4
1/4	7.4	9.3
C	7.6	9.1
1/4	7.0	9.7
cb	7.5	9.2
E	12.1	3.6

+15	17.7	9.0

14+50

−15	19.2	−2.5
E	14.3	2.4
cb	10.4	6.3
1/4	7.4	9.3
C	6.2	10.5
1/4	6.8	9.9
cb	7.4	8.3
+2	6.9	9.8
+3	6.0	10.7
W	5.5	11.2

15+00

W	3.5	13.2
+5	3.7	13.0
cb	5.3	11.4
1/4	5.0	11.7
C	5.2	11.5
1/4	5.3	11.4
cb	9.1	6.6
E	13.3	3.4
+15	19.8	−3.1

15+50.67 SPLIT OF Δ

−15	18.0	−1.3
E	13.1	3.4

cb		8.4	8.3
1/4		6.4	10.3
c		5.5	11.2
1/4		4.9	11.8
cb		4.9	11.8
+5		5.0	11.7
+7		3.5	13.2
w/		3.4	13.4
	16+0		
w/		2.6	14.1
+7		2.7	14.0
cb		3.8	12.9
1/4		4.1	12.6
c		4.7	12.0
1/4		5.0	11.7
cb		6.0	10.7
E		7.3	9.4
+15		9.0	7.7
	+50		
-15		7.4	9.3
E		6.8	9.9
cb		4.6	12.1
1/4		3.6	13.1
c		3.3	13.4
1/4		3.3	13.4

cb		3.5	13.7
+1		2.2	14.5
w/		1.7	15.0
	17+0		
w/		1.5	15.2
+5		1.5	15.2
+9		3.5	13.2
cb		3.5	13.2
1/4		3.6	13.1
c		3.5	13.2
1/4		3.6	13.1
cb		4.3	12.4
E		5.4	11.3
+15		8.6	8.1
T.P.	4.30 15.49	3.50	13.19
	17+50		
-15		9.9	5.6
E		6.9	8.6
cb		4.9	10.6
1/4		3.6	11.9
c		3.7	11.8
1/4		3.4	12.1
cb		3.5	12.0

+1		3.5	12.0
+8		1.8	14.2
W		1.3	14.2
	18+0		
W		2.6	12.9
+5		3.1	12.4
cb		4.9	10.6
1/4		4.7	10.8
C		4.9	10.6
1/4		4.9	10.6
cb		6.2	9.3
E		9.0	6.5
+15		11.1	4.4
	+50		
-15		13.9	1.6
E		12.5	3.0
cb		10.7	4.8
1/4		7.3	8.2
+1		6.7	8.8
C		7.0	8.5
1/4		7.0	8.5
cb		7.3	8.2
W		5.9	9.6
	19+03.77 S of Pacific		
W		7.4	8.1

cb	7.7	7.8
1/4	7.5	8.0
C	8.2	7.3
1/4	8.4	7.1
cb	11.2	4.3
E	13.4	2.1
+40	15.4	0.1
	E Pacific	
-40	14.3	1.2
-10	14.3	1.2
E	12.7	2.8
cb	8.8	6.7
1/4	7.7	7.8
C	7.5	8.0
1/4	7.5	8.0
cb	7.3	8.2
W	6.7	8.8
	13' N of E Pac	
W	7.2	8.3
cb	7.5	8.0
1/4	7.9	7.6
C	8.1	7.4
1/4	8.6	6.9
+3	9.1	6.4
cb	10.4	5.1

	15.49		
E		13.9	1.6
+40		14.6	0.9
N L Pacific			
-40		13.3	2.2
E		14.0	1.5
cb		13.5	2.0
1/4		13.0	2.5
c		13.0	2.5
1/4		12.6	2.9
cb		11.8	3.7
w		10.6	4.9
15' N of N.L. Pacific			
w		11.1	4.4
cb		12.2	3.3
1/4		12.7	2.8
c		13.0	2.5
1/4		13.3	2.2
cb		13.2	2.3
E		13.1	2.4
+40		11.7	3.8
T.P. Rock		5.29	10.20

75' wide
Xsec Fortuna St 12 Curbs
Lamont to Co. PT. Dr. 12.75 1/4's

Nail B.M. Pole	3.24	24.56		21.32	p. 48
	0-40 ℄ 20' pav. on Lamont.				
S			4.36	20.20	
c			4.09	20.47	
N			3.84	20.72	
	0+0 E.L. Lamont.				
N	SL STA.		3.7	20.9	
cb			3.8	20.8	
1/4			4.0	20.6	
+3			4.1	20.5	
+4			4.4	20.2	
c			4.5	20.1	
1/4			4.2	20.4	
+7			4.0	20.6	
cb			4.4	20.2	
S			4.8	19.8	
	0+50				
S			4.2	20.4	
cb			5.2	19.4	
+10			5.0	19.6	
1/4			5.2	19.4	
c			4.9	20.7	

Notes Red & Plotted on Profile 8-20-40 G.B.H.

INDEXED
EFB

24.56

+9	5.1	19.5
+10	4.7	19.9
1/4	4.7	19.9
cb	4.6	20.0
N	4.4	20.2
1+00		
N	4.7	19.9
cb	4.8	19.8
1/4	5.0	19.6
+2	5.0	19.6
+3	5.6	19.0
c	5.2	19.4
1/4	5.5	19.1
+2	5.2	19.4
cb	5.6	19.0
S	5.2	19.4
1+50		
S	4.9	19.7
cb	4.7	19.9
1/4	4.5	19.1
+1	5.0	19.6
c	4.9	19.7
+9	5.1	19.5
1/4	4.8	19.8
cb	4.7	19.9
N	4.3	20.3

24.56

2+00			
N		4.3	20.3
cb		4.4	20.2
1/4		4.3	20.3
+2		5.2	19.4
C		5.1	19.5
+11		5.5	19.1
1/4		5.1	19.5
cb		5.2	19.4
S		5.2	19.4
2+53.04 W ← Honeycutt			
S		5.6	19.0
cb		5.6	19.0
1/4		5.5	19.1
+1		5.9	19.7
C		5.6	19.0
+10		5.6	19.0
1/4		4.8	19.8
cb		4.7	19.9
N		4.5	19.1
W cb			
N		4.9	19.7
cb		4.9	19.7
1/4		5.2	19.4
+2		5.6	19.0
C		5.5	19.1

24.56

+11		5.7	18.9
1/4		5.5	19.1
cb		5.0	19.6
S		5.3	19.3
W ←			
S		6.1	18.5
cb		5.6	19.0
1/4		5.7	18.9
C		5.5	19.1
1/4		5.7	18.9
cb		5.4	19.2
N		5.4	19.2
E			
N		5.0	19.6
cb		5.2	19.4
1/4		5.4	19.2
C		5.5	19.1
1/4		5.5	19.1
cb		5.7	18.9
S		5.9	18.7
E 1/4			
S		6.3	18.3
cb		6.0	18.6
1/4		5.7	18.9
C		5.7	18.9

24.56

1/4		5.7	18.9
c6		5.3	19.3
N		5.2	19.4
	E c6		
N		5.1	19.5
c6		5.1	19.5
1/4		5.2	19.4
+2		6.0	18.6
C		5.8	18.8
1/4		5.9	18.7
+1		5.2	19.4
c6		6.0	18.6
S		6.7	17.9
	0+0 = E L Honeycutt		
S		6.7	17.9
c6		6.5	18.1
+11		5.7	18.9
1/4		6.1	18.5
C		5.9	18.7
+8		6.2	18.4
1/4		5.0	19.6
c6		5.1	19.5
N		5.1	19.5
	0+50		
N		6.4	18.2

24.56

c6			6.7	17.9
1/4			6.9	17.7
+2			7.1	17.5
C			7.1	17.5
+11			7.8	16.8
1/4			7.3	17.3
c6			7.6	17.0
S			7.8	16.8
T.P.	5.01	21.92	7.65	16.91
	1+00			
S			4.9	17.0
c6			5.3	16.6
1/4			4.9	17.0
C			4.5	17.4
+10			4.4	17.3
1/4			4.4	17.5
c6			4.0	17.9
N			3.8	18.1
	1+31			
S-21 Sin gar.			4.23	17.69 cem fl
	1+50			
N			4.3	17.6
c6			4.3	17.6

1/4	4.6	17.3
+2	5.1	16.8
c	4.8	17.1
1/4	5.1	16.8
cb	5.4	16.5
+4	4.9	17.0
S	4.8	17.1
1+60		
S WL Cent Aprox	4.69	17.23 do.
S – 8.6 " gar.	4.30	17.62 gar Cent
1+80		
S EL Cent aprox	4.72	17.20
S – 8.6 gar EL	4.39	17.53
2+00		
S	4.6	17.3
+7	4.7	17.2
+8	5.2	16.7
cb	5.3	16.6
1/4	5.3	16.6
c	4.9	17.0
1/4	5.1	16.8
cb	4.9	17.0
N	4.6	17.3
2+05		
S – 3 Cent Porch	4.32	19.60

2+30 WL Moroll	
N	5.1 16.8
cb	5.2 16.7
1/4	4.9 17.0
+2	5.4 16.5
c	5.0 16.9
1/4	5.3 16.6
cb	5.3 16.6
+3	5.0 16.9
+5	4.4 17.5
S on Lawn	4.3 17.6
WL +7	
S	4.4 17.5
+7	4.4 17.5
+8	5.0 16.9
cb	5.2 16.7
WL +8	
S	5.0 16.9
cb	5.2 16.7
WL cb	
S	5.1 16.8
cb	5.2 16.7
1/4	5.3 16.6
c	5.1 16.8
+10	5.5 16.4

21.92

1/4	5.2	16.7
cb	5.3	16.6
N	5.2	16.7
W cb +3		
N	5.2	16.7
cb	5.2	16.7
1/4	5.3	16.6
+2	5.6	16.3
C	5.1	16.8
W cb +4		
N	6.5	15.4
cb	6.2	15.7
1/4	5.7	16.2
C	5.1	16.8
E Morell		
N	6.1	15.8
cb	5.8	16.1
1/4	5.6	16.3
C	5.3	16.6
1/4	5.2	16.7
cb	4.8	17.1
S	4.6	17.3
E 1/4		
S	4.9	17.0
cb	5.2	16.7

21.92

1/4	5.4	16.5
C	5.8	16.1
1/4	5.8	16.1
cb	6.1	15.8
N	6.5	15.4
E 1/4 +1		
S	4.5	17.4
cb	4.8	17.1
+5	4.8	17.1
+6	5.2	16.7
S 1/4	5.5	16.4
0+0 = E L Morell		
N	6.1	15.8
cb	6.0	15.9
1/4	5.7	16.2
+1	6.6	15.3
C	6.2	15.7
1/4	5.9	16.0
cb	5.2	16.7
S	4.8	17.1
0+30		
S	5.3	16.6
cb	6.2	15.7
1/4	6.7	15.2
C	6.5	15.4

21.92

+11			6.8	15.1
1/4			6.0	15.9
c6			6.3	15.6
2			6.5	15.4
	0+70			
2			8.9	13.0
c6			8.5	13.4
1/4			7.6	14.3
+11			7.9	14.0
c			7.2	14.7
1/4			7.2	14.7
c6			6.5	15.4
5			6.1	15.8
	0+95			
5			6.3	15.6
c6			6.9	15.0
1/4			7.9	14.0
c			7.9	14.0
+11			8.3	13.6
1/4			8.5	13.4
c6			8.8	13.1
2			9.1	12.8
	1+10	+ 1.262	W.L. Cr. Pt. Dr.	
2			9.9	12.0
c6			9.5	12.4

21.92

1/4	9.0		12.9
c	8.6		13.3
1/4	8.4		13.5
c6	8.2		13.7
5	7.5		14.4
check to T.P.	9.94	11.98	11.96
			P. 57

X sec Honeycutt 60' wide 10' curbs
Pacific to Cr. Pt. Dr.

N.E. 7'CT Lamont & Pacific

Orig. B.M. 1.48 36.76 35.28

0+0 ¢ Pacific

E	5.0	31.8
c6	4.8	32.0
1/4	5.1	31.7
¢	4.8	32.0
1/4	5.0	31.8
+5	5.2	31.6
c6	5.2	31.6
W	4.6	32.2

Date

0+11 Palm 20.5 W of ¢ 3' di.
0+38 " 20.2 E " " "
0+42 " 20.6 W " " "

offset to curb side of palms

0+50

W	5.5	31.3
c6	5.7	31.1
1/4	6.2	30.6
¢	6.0	30.8
1/4	6.4	30.4
c6	6.0	30.8
E	6.4	30.4

Notes Red. Plot on Profile
8-21-40 G.B.H.

0+65 Palm 21' E of ¢ 2' di.

INDEXED
EFB

36.76

1+00

E	7.4	29.4
c6	7.4	29.4
1/4	7.3	29.5
¢	7.5	29.3
1/4	7.6	29.2
c6	7.2	29.6

+0.4 Palm 2' diam

W	6.8	30.0

1+30 Palm 20' W of ¢ 3' di.

1+50

W	8.6	28.2
c6	8.7	28.1
1/4	8.8	28.0
¢	8.7	28.1
1/4	8.7	28.8
c6	8.5	28.3
E	8.6	28.2

1+61 20.6 W of ¢ 2 di Palm
1+92 19.8 " " " 4 " "

2+00

E	9.7	27.1
c6	9.6	27.2
1/4	9.8	27.0
¢	9.9	26.9
1/4	10.1	36.7

36.76

cb			9.4	27.2
W			9.7	27.1
T.P.	0.62	26.59	10.79	25.97

2+14 20' W of ℄ 4" di Pal x11
2+39 20.2 " " 3 " "
2+64 21 " " " " "
2+89 20.4 " " 4 " "
3+64 " " " " " "

2+50		
W	0.4	26.2
cb	0.2	26.4
1/4	0.7	25.9
c	0.6	26.0
1/4	0.6	26.0
cb	0.2	26.4
E	0.4	26.2
3+00		
E	2.4	24.2
cb	2.3	24.3
1/4	2.4	24.2
c	2.2	24.4
1/4	2.3	24.3
cb	2.2	24.4

2659

W	2.0	24.6
3+50		
W	3.3	23.3
cb	3.1	23.5
1/4	3.3	23.3
c	3.3	23.3
1/4	3.8	22.8
cb	4.0	22.6
E	4.0	22.6
4+00		
E	5.1	21.5
cb	4.7	21.9
1/4	4.9	21.7
c	4.4	22.0
1/4	4.8	21.8
cb beg 8" curb on West	4.64	21.95
W	4.3	22.3
4+50		
W	5.5	21.1
cb on cent. cb	5.56	21.03
1/4	5.6	21.0
c	5.2	21.4
1/4	5.2	21.4
+5	4.6	22.0
cb	4.7	21.9
E	4.9	21.7

2659

5+00				
E			5.9	20.7
cb			5.9	20.7
1/4			5.8	20.8
c			5.6	21.0
1/4			5.8	20.8
cb	end of 8" Curb on West		6.31	20.28
"	dirt		5.8	20.8
W			5.6	21.0
5+22				
W+7.7	3' Cem. walk		5.73	20.86
5+50				
W			6.1	20.5
cb			6.2	20.4
1/4			6.5	20.1
c			6.3	20.3
1/4			6.7	19.9
cb			6.2	20.4
E			6.4	20.2

5+63 20' E of ℄ 4' di. Palm
5+93 20' W " " 4 " "

6+00		
E	6.8	19.8
cb	7.0	19.6
1/4	7.1	19.5
c	7.0	19.6

1/4	7.3	19.3
cb	6.7	19.9
W	6.5	20.1

6+12.8 = N.L. Fortuna See P. 63

T.P. 4.02 23.27 7.34 19.25

0+00 S.L. Fortuna P. 63

0+50		
W	5.1	18.2
cb	5.3	18.0
+7	5.0	18.3
1/4	5.6	17.7
c	5.5	17.8
1/4	6.0	17.3
cb	6.0	17.3
E	5.9	17.4
1+00		
E	5.6	17.7
cb	5.2	18.1
+5	5.0	18.3
1/4	5.5	17.8
c	5.5	17.8
1/4	5.6	17.7
+3	5.0	18.3

23.27

cb	5.1	18.2
W	5.3	18.0
1+50		
W	4.4	18.9
cb	4.9	18.4
+7	4.8	18.5
+9	5.5	17.8
1/4	5.5	17.8
C	5.1	18.2
1/4	5.8	17.5
cb	5.7	17.6
E	5.7	17.6
2+00		
E	4.7	18.6
cb	4.9	18.4
+6	4.6	18.7
1/4	5.0	18.3
C	4.7	18.6
1/4	4.8	18.5
+2	4.2	19.1
cb	4.0	19.3
W	3.3	20.0
2+50		
W	2.5	20.8
cb	2.5	20.8

23.27

+7	2.0	21.3
+9	3.4	19.9
1/4	3.4	19.9
C	3.2	20.1
1/4	3.4	19.9
+4	2.4	20.9
cb	2.6	20.7
E	2.5	20.8
3+00		
E	2.0	21.3
cb	1.9	21.4
+8	1.9	21.4
1/4	2.8	20.5
C	2.7	20.6
1/4	2.7	20.6
cb	2.4	20.9
W	2.2	21.1
3+50		
W	1.8	21.5
cb	1.9	21.4
1/4	2.3	21.0
C	2.1	21.2
1/4	2.1	21.2
+3	1.8	21.5
cb	1.9	21.4
E	2.1	21.2

23.27

3 + 59

W + 13.8 3' Cem. walk		1.63		21.64 23.8 w St.
T.P.	4.44	25.79	1.92	21.35

3 + 45 3.5 di. date Palm 20' W of ℄
3 + 68 3 " " "

4 + 00

E	4.5	21.3
c6	4.5	21.3
1/4	4.3	21.5
+1	4.7	21.1
c	4.7	21.1
1/4	4.8	21.0
+2	4.8	21.0
+4	4.3	21.5
c6	4.3	21.5
W	4.3	21.5

4 + 30.9

W	4.6	21.2
c6	4.4	21.4
+7	4.4	21.4
1/4	5.1	18.7
c	4.6	21.2

25.79

+9	4.9	20.9
1/4	4.5	21.3
c6	4.6	21.2
E = W. 4. Cr. Pt. Dr.	4.6	21.2

4 + 54

W - 9.8 ℄ 10' Cem. porch	3.70	22.09

4 + 69.2

W	4.7	21.1
c6	4.9	20.9
1/4	5.1	20.7
+1	5.4	20.4
c	5.2	20.6

5 + 07.5 W 4 Cr. Pt. Dr.

W	5.1	20.7

check to T.P. p. 54 4.94 20.85 20.88

Xsec Pacific — Beach Drive 60' wide 15' curbs

Lamont to Crown Pt. Dr.

N.E. C.T.	1.48	36.76		35.28	Pac. Lamont
	0+0 E.L. Lamont.				
S			2.7	34.1	
cb cem.			2.39	34.37	
gut pav			3.04	33.72	
1/4 "			2.54	34.22	
c "			2.20	34.56	
1/4 "			2.16	34.60	
gut "			2.26	34.50	
cb cem.			1.58	35.18	
N			1.5	35.3	
	0+15				
N			2.5	34.3	
cb			2.4	34.4	
+3			2.9	33.9	
1/4			3.1	33.7	
c			3.2	33.6	
1/4			3.3	33.5	
cb			3.3	33.5	
S			4.0	32.8	
	0+50				
S			4.2	32.6	

Notes Red'r Ploted new Profile 8-21-40 G.B.H.

INDEXED EFB

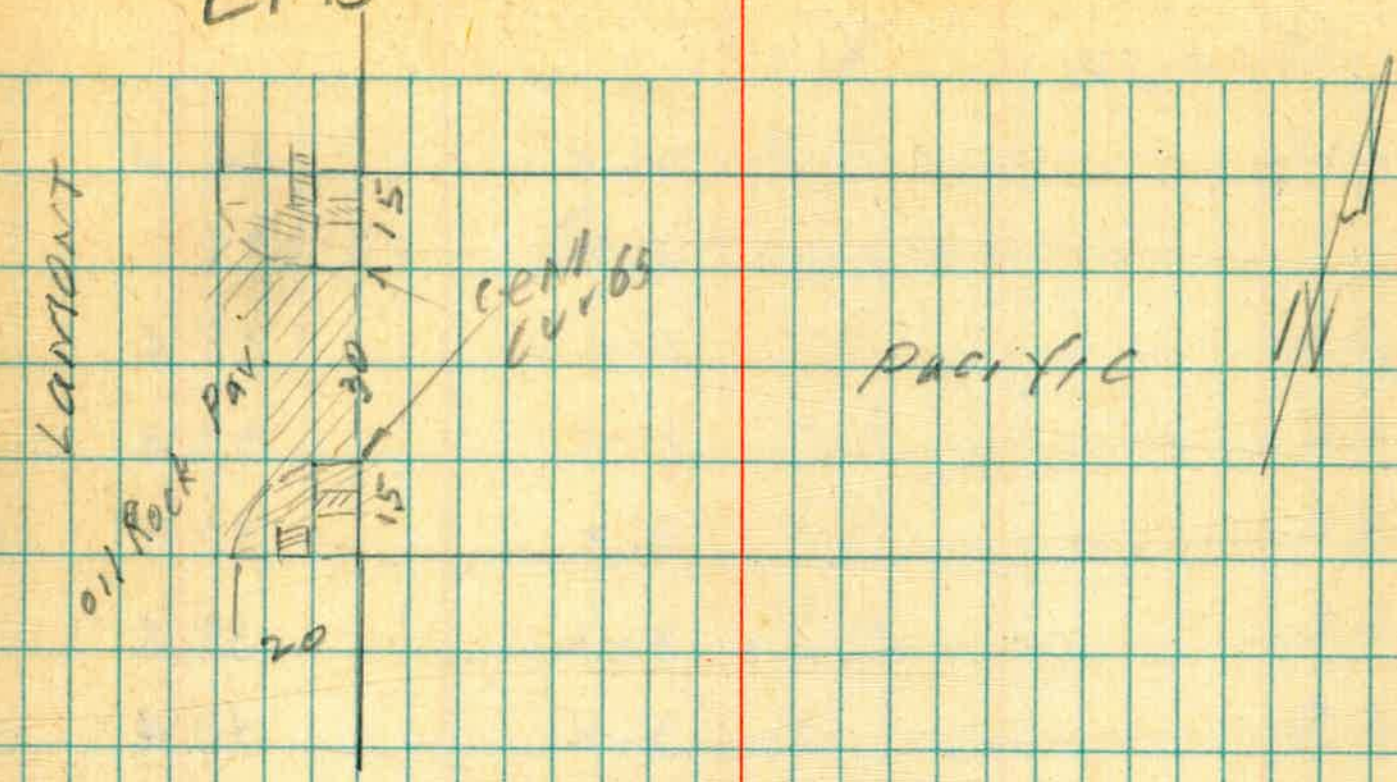

36.76

cb	3.7	33.1
1/4	3.7	33.1
c	3.6	33.2
1/4	3.7	33.1
cb	3.0	33.8
N	3.4	33.4
1+00		
N	2.5	34.3
cb	3.2	33.6
1/4	3.6	33.2
c	3.7	33.1
1/4	4.0	32.8
cb	4.3	32.5
S	4.8	32.0
1+14		
N +1.2 E 13' con. apron	2.70	34.06
N −0.7 " " "	2.31	34.45
N −1.5 E garage cem fl.	1.73	35.03

	1+50		
N		2.4	34.4
cb		3.7	33.1
1/4		3.4	33.4
c		3.4	33.4
1/4		3.9	32.9
cb		4.0	32.8
S		4.4	32.4
	2+00		
S		4.1	32.7
cb		4.1	32.7
1/4		3.8	33.0
c		3.3	33.5
1/4		3.3	33.5
+2		3.3	33.5
+4		2.6	34.2
cb		2.4	34.4
N		2.3	34.5
	2+30	WL Honeycutt	
N		2.8	34.0
cb		3.0	33.8
1/4		3.5	33.3
c		3.6	33.2
1/4		4.1	32.7
cb		4.8	32.0
+6		4.9	31.9

+9		4.6	32.2
S		4.9	31.9
	2+60	EL Honeycutt	
S		4.8	32.0
+10		4.3	32.5
cb		4.5	32.3
1/4		4.4	32.4
c		4.1	32.7
1/4		3.7	33.1
cb		2.9	33.9
N		3.1	33.7
	2+90	EL Honeycutt	
N		3.9	32.9
cb		3.9	32.9
1/4		4.5	32.3
c		4.6	32.2
1/4		4.9	31.9
cb		5.2	31.6
S		5.1	31.7
	3+50		
S		6.3	30.5
cb		6.2	30.6
1/4		6.2	30.6
c		5.9	30.9
1/4		6.0	30.8
cb		5.1	31.7

36.76

N		5.0	31.8
	4+00		
N		6.9	29.9
c6		6.7	30.1
1/4		7.2	29.4
c		7.2	29.6
1/4		7.3	29.5
+5		7.3	29.5
+7		6.2	30.4
c6		6.2	30.4
S		6.8	30.0
	4+50		
S		9.0	27.8
+10		8.7	28.1
c6		9.3	26.5
1/4		9.4	27.4
c		9.3	27.5
1/4		9.6	27.2
c6		9.0	27.8
N		9.2	27.4
	5+00 W.L. Morell to N.		
N		12.2	24.6
c6		11.3	25.5
1/4		11.7	25.1
c		11.3	25.5

36.76

1/4		11.8		25.0
c6		11.6		25.2
+5		11.0		25.8
S		11.1		25.7
5+20 W.L. Morell to S				
S		12.3		24.5
+7		12.2		24.6
c6		12.7		24.1
1/4		12.3		24.5
c		12.1		24.7
1/4		12.5		24.3
c6		12.7		24.1
N		13.2		23.6
T.P.	1.30 25.03	13.03	23.73	
on S.W. 7' Mon. Con. Pacific Morell		1.50	23.53	
5+40 S to N				
N		2.0		23.0
c6		1.7		23.3
1/4		1.5		23.5
c		1.3		23.7
1/4		1.4		23.6
c6		1.4		23.6
S		1.5		23.5

5+50 E to So.

S	1.7	23.3
cb	1.8	23.2
1/4	1.8	23.2
c	1.8	23.2
1/4	1.8	23.2
cb	2.1	22.9
N	2.5	22.5

5+80 E L Morell N of S

N	3.8	21.2
cb	3.4	21.6
1/4	3.3	21.7
c	3.2	21.8
1/4	3.2	21.8
cb	3.3	21.7
+1	2.7	22.3
S	2.1	22.9

6+00

S	3.5	21.5
cb	3.9	21.1
+1	4.3	20.7
1/4	4.1	20.9
c	4.2	20.8
1/4	4.4	20.6
cb	4.2	20.8
N	5.0	20.0

6+50

N	6.9	18.1
cb	6.4	18.6
1/4	6.5	18.5
c	6.5	18.5
1/4	6.2	18.8
cb	6.4	18.6
+1	5.4	19.6
S	5.2	19.8

7+00

S	7.1	17.9
cb	8.0	17.0
+1	8.8	16.2
1/4	8.8	16.2
c	9.0	16.0
1/4	9.1	15.9
cb	8.1	16.9
N	8.4	16.6

7+20

N	10.1	14.9
cb	9.8	15.2
+4	11.2	13.8
1/4	11.2	13.8
c	10.8	14.2
1/4	10.8	14.2
+6	10.9	14.1

		25.03		
cb		10.0	15.0	
S		9.3	15.7	
	7+55			
S		11.4	13.6	
cb		12.3	12.7	
+2		13.3	11.7	
1/4		13.5	11.5	
c		13.6	11.4	
1/4		13.5	11.5	
cb		13.7	11.3	
2		14.7	10.3	
+5		15.2	9.8	
	7+85			
-5		17.8	7.2	
2		17.3	7.7	
cb		16.7	8.3	
1/4		15.5	9.5	
c		15.6	9.4	
1/4		15.7	9.3	
cb		15.8	9.2	
S		13.0	12.0	
	8+10	W.L. Cr. Pt. Dr	See P 60	
check to T.P.		P. 61	14.83	10.20	10.20

Xsec of Morell

Pac. to Cr. Pt. Dr.

See FB. 1564-48

DIRECTIONS FOR USE OF TABLES

TABLE No. 1.

Distance of slope stake from side or shoulder stake for any width roadway, slope 1½ to 1. If ground is nearly level, the cut or fill at side stake is located by the double entry method in left column and top row. The number in body of table in same row and column gives distance from side stake to slope stake. If ground is not level estimate the difference in elevation between the side stake and slope stake, lower target by this amount if cut, elevate if fill. Add this amount to cut or fill and find distance in table. Set up rod at this point, and line of sight should cut target. If it does not make the slight adjustment necessary.

TABLE No. 9.

To find Tangent and External for curve of any other degree, divide by degree of curve and add correction found in column of corrections.

Degree of curve with a given I may be found by dividing tangent, (or external), opposite I by given tangent, (or external).

The distance from a point on the tangent to the curve is very nearly the square of the tangent lenth divided by twice the radius.

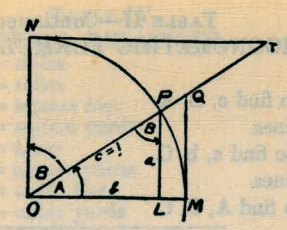

TABLE II

TRIGONOMETRIC FORMULÆ.

$\angle A = \angle MOP \qquad \angle B = \angle PON = \angle OPL$

$R = OB = c = 1$

$\sin A = \frac{a}{c} = \frac{a}{1} = a = \cos B = LP$

$\cos A = \frac{b}{c} = \frac{b}{1} = b = \sin B = OL$

$\tan A = \frac{a}{b} = \frac{MQ}{OM} = \frac{MQ}{1} = MQ = \cot B = MQ$

$\cot A = \frac{NT}{ON} = \frac{NT}{1} = NT = \tan B = NT$

$\sec A = \frac{OQ}{OM} = \frac{OQ}{1} = OQ = \csc B = OQ$

$\csc A = \frac{OT}{ON} = \frac{OT}{1} = OT = \sec B = OT$

$\text{vers } A = \frac{LM}{OP} = LM = \text{covers } B$ #

$\text{covers } A = \frac{OP - LP}{OP} = OP - LP = \text{vers } B$

$\text{exsec } A = PQ = \text{coexsec } B$

$\text{coexsec } A = PT = \text{exsec } B$

$\sin \tfrac{1}{2} A = \sqrt{\frac{1 - \cos A}{2}} \qquad \cos \tfrac{1}{2} A = \sqrt{\frac{1 + \cos A}{2}}$

$\sin 2A = 2 \sin A \cos A \qquad \cos 2A = \cos^2 A - \sin^2 A$

Law of Lines $\frac{\sin A}{a} = \frac{\sin B}{B} = \frac{\sin C}{C}$

Law of Cosines $c^2 = a^2 + b^2 - 2ab \cos C$

Law of Tangents $\frac{a+b}{a-b} = \frac{\tan \frac{1}{2}(A+B)}{\tan \frac{1}{2}(A-B)}$

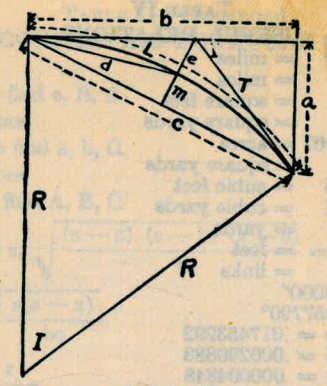

Table V

CURVE FORMULAE FOR SIMPLE CURVES

Compiled by J. Calvin Locke, C.E.

(1) $c = \sqrt{2Ra}$ (2) $c = \sqrt{a^2+b^2}$

(3) $c = \sqrt{2R\,(R-\sqrt{(R+b)\,(R-b)}} = \sqrt{2R(R-\sqrt{R^2-b^2})}$

(4) $c = 2\sqrt{m\,(2R-m)}$

(5) $c = 2R \sin \frac{1}{2} I$ (6) $c = 2T \cos \frac{1}{2} I$

(7) $e = R \operatorname{exsec} \frac{1}{2} I$

(8) $e = R \tan \frac{1}{2} I \tan \frac{1}{4} I$ (9) $e = T \tan \frac{1}{4} I$

(10) $b = \sqrt{a\,(2R-a)}$

(11) $b = \sqrt{\left(c+\frac{c^2}{2R}\right)\left(c-\frac{c^2}{2R}\right)} = \sqrt{c^2-\frac{c^4}{4R^2}}$

(12) $b = R \sin I$ (13) $b = a \cot \frac{1}{2} I$

(14) $R = \frac{a^2+b^2}{2a} = \frac{c^2}{2a}$ (15) $R = \frac{d^2}{2m} = \frac{c^2+4m^2}{8m}$

(16) $d = \sqrt{R\,(2R-\sqrt{(2R+c)\,(2R-c)}} = \sqrt{R(2R-\sqrt{4R^2-c^2})}$

(17) $d = \sqrt{2Rm}$ (18) $d = 2R \sin \frac{1}{4} I$ (19) $m = \frac{d^2}{2R}$

(20) $m = R \mp \sqrt{\left(R+\frac{c}{2}\right)\left(R-\frac{c}{2}\right)} = R \mp \sqrt{R^2-\frac{c^2}{4}}$

(21) $m = R \operatorname{vers} \frac{1}{2} I$ (22) $m = R \sin \frac{1}{2} I \tan \frac{1}{4} I$ (23) $m = \frac{1}{2} c \tan \frac{1}{4} I$

(24) $a = \frac{c^2}{2R}$ (25) $a = R - \sqrt{(R+b)\,(R-b)} = R - \sqrt{R^2-b^2}$

(26) $a = 2\,R\,(\sin^2 \frac{1}{2} I)^2$ (27) $a = R \operatorname{vers} I$ (28) $a = R \sin I \tan \frac{1}{2}$

(29) $a = b \tan \frac{1}{2} I$ (30) $a = T \sin I$ (31) $T = R \tan \frac{1}{2} I$

(32) $I = \frac{L}{R} \times 57.295780$ (33) $R = \frac{L}{I} \times 57.295780$

(34) $L = IR \times 0.01745329$ (35) $L = \frac{8d-c}{3}$

(36) Area Seg. $= \frac{I.R - R^2 \operatorname{Sin} I}{2} = \frac{LR - Rb}{2}$

244 2447 2457 2457

Table VI

SINES, COSINES, TANGENTS, COTANGENTS

deg.	sin 0′	tan 0′	sin 10′	tan 10′	sin 20′	tan 20′	sin 30′	tan 30′	sin 40′	tan 40′	sin 50′	tan 50′	deg.
0	0000	0000	0029	0029	0058	0058	0087	0087	0116	0116	0145	0145	89
1	175	0175	0204	0204	0233	0233	0262	262	291	291	320	320	88
2	349	349	378	378	407	407	436	437	465	466	494	495	87
3	523	524	552	553	581	582	610	612	640	641	669	706	86
4	698	699	727	729	756	758	785	787	814	816	843	864	85
5	872	875	901	904	929	934	958	963	987	992	1016	1022	84
6	1045	1051	1074	1080	1103	1110	1132	1139	1161	1169	190	198	83
7	219	228	248	257	279	287	305	317	334	346	363	376	82
8	392	405	421	435	449	465	478	495	507	524	536	554	81
9	564	584	593	614	622	644	650	673	679	703	708	733	80
10	736	763	765	793	794	823	822	853	851	883	880	914	79
11	908	944	937	974	965	2004	994	2035	2022	2065	2051	2095	78
12	2079	2126	2108	2156	2136	186	2164	217	193	247	221	278	77
13	250	309	278	339	306	370	334	401	363	432	391	462	76
14	419	493	447	524	476	555	504	586	532	617	560	648	75
15	588	679	616	711	644	742	672	773	700	805	728	836	74
16	756	867	784	899	812	931	840	962	868	994	896	3026	73
17	924	3057	952	3089	939	3121	3007	3153	3035	3185	3062	217	72
18	3090	249	3118	281	3145	314	173	346	201	378	228	411	71
19	256	443	283	476	311	508	338	541	365	574	393	607	70
20	420	640	448	673	475	706	502	739	529	772	557	805	69
21	584	839	611	872	638	906	665	939	692	973	719	4006	68
22	746	4040	773	4074	800	4108	827	4142	854	4176	881	210	67
23	907	245	934	279	961	314	987	348	4014	383	4041	417	66
24	4067	452	4094	487	4120	522	4147	557	173	592	200	628	65
25	226	663	253	699	279	734	305	770	331	806	358	841	64
26	384	877	410	913	436	950	4462	986	488	5022	514	5059	63
27	540	5095	566	5132	592	5169	617	5206	643	243	669	280	62
28	695	317	720	354	746	392	772	430	797	467	823	505	61
29	848	543	874	581	899	619	924	658	950	696	975	735	60
30	5000	774	5025	5812	5050	851	5075	890	5100	930	5125	969	59
31	150	6009	175	6048	200	6088	225	6128	250	6168	275	6208	58
32	299	249	324	289	348	330	5373	371	398	412	422	453	57
33	446	494	471	536	495	577	519	619	544	661	568	703	56
34	592	745	616	787	640	830	664	873	688	916	712	959	55
35	736	7002	760	7046	783	7089	807	7133	831	7177	854	7221	54
36	878	265	901	310	925	355	948	400	972	445	995	490	53
37	6018	536	6041	581	6065	627	6088	673	6111	720	6134	766	52
38	157	813	180	860	202	907	225	954	248	8002	271	8050	51
39	293	8098	316	8146	338	8195	361	8243	383	292	406	342	50
40	428	391	450	441	472	491	494	541	517	591	539	642	49
41	561	693	583	744	604	796	626	847	648	899	670	952	48
42	691	9004	713	9057	734	9110	756	9163	777	9217	799	9271	47
43	820	325	841	380	862	435	884	490	905	545	926	601	46
44	947	657	967	713	988	770	7009	827	7030	884	7050	942	45
45	7071	1.0000	7092	1.0058	7112	1.0117	133	1.0176	153	1.0235	173	1.0295	44
deg.	60′ cos	60′ cot	50′ cos	50′ cot	40′ cos	40′ cot	30′ cos	30′ cot	20′ cos	20 cot	10′ cos	10′ cot	deg.

1552

Crown Pt Dr + Moorland SW BP 21.68

4.50 0.05 3.5

1.15