NAME Madison Ave

Class _____ Course _____ Party _____

Cross Sections

WATSON, VALLE & GOUGH

484

1934

FIELD NOTES

No. 403P

ESPECIALLY ADAPTED

TO THE USE OF

ENGINEERING STUDENTS

EUGENE DIETZGEN CO.
MANUFACTURERS
DRAWING MATERIALS
MATHEMATICAL AND SURVEYING INSTRUMENTS
MEASURING TAPES

CHICAGO SAN FRANCISCO NEW YORK
NEW ORLEANS PITTSBURGH

MICROFILMED
DEC 30 1964

X- Sections

-Index-

		Page
X-Sec.	Madison - Beginning to County Road.	1-15
"	County Road - "Mad" to "Jeff"	15-20
"	"Jeff" - County to End	20-24
X "	County Road - "Jeff" to Cont"	26-29
Garage Floor Elevations - County Road		35

Reduced by Conley
Checked by Small

Sta.	+	H.I.	-	Elev.
1+50				
1+25		389.54		
1+00				
0+78.11				
	4.60	389.54		
⊙			5.94	384.95
	4.20	390.88		
B.M.	S.E. Corner "Chev." & "Mon."			386.68

Left ℄ Right

(1)

Left										
383.88	383.63	383.40	382.90	383.54	383.9	383.88	383.24	383.92	384.20	385.40
5.7	5.91	6.14 – 6.6	6.0			5.7	6.3 – 5.62		5.34	4.1
50	40	25	10		5.6	10	25		40	50
383.70	383.87	383.65	383.4	383.80	384.1	383.50	384.15		384.45	385.54
5.8	5.67	5.89 – 6.3		5.7	5.4		6.3 – 5.39		5.09	4.0
50	40	25	10	5.4	10		25		40	50
	384.34	383.84	384.24	384.4		384.3	383.74	384.55	384.76	381.84
	5.7	5.7	5.3			5.7	5.8 – 4.99		4.78	3.7
	50	35	10	5.1		10	25		40	50
384.30	384.20	384.21	383.6	384.30		384.40	383.80	384.75	384.87	385.1
5.7	5.34	5.33	5.4	384.5		5.1	5.7 – 4.79		4.57	4.4
50	40	25	10	50		10	25		40	50

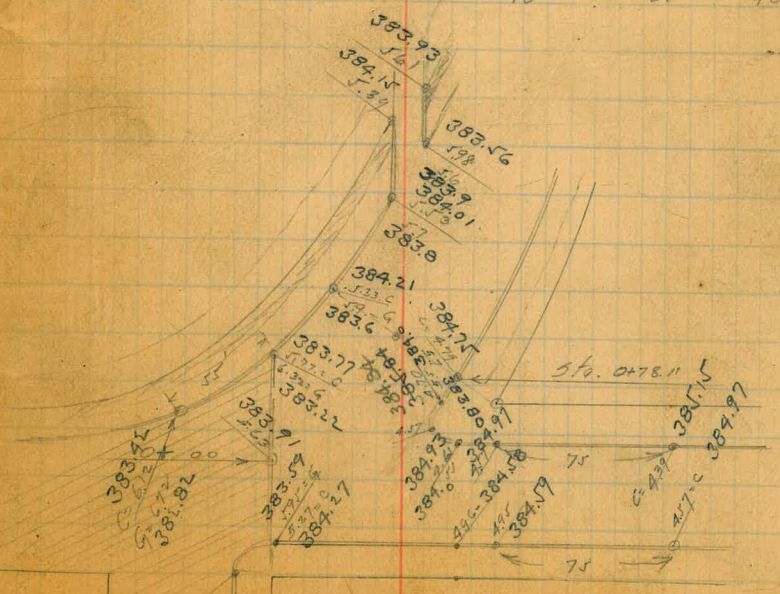

3+23.68

3+00

2+75

2+50

389.54

2+25

2+00

1+75

Left ℄ Right (2)

381.10 380.9 381.4 381.54 381.4 380.7 381.39

8.44-8.9 8.1 8.1 8.5-8.15

25 10 8.0 10 25

381.8 381.59 381.39 380.9 381.7 381.8 381.80 381.1 381.76 382.00 381.9

7.7 7.95 8.15-8.6 7.8 7.7 8.4-7.78 7.54 7.6

50 40 25 10 10 25 40 50

381.73 381.5 381.9 382.1 382.1 381.4 382.10

7.81-8.3 7.6 7.4 8.1-7.44

25 10 7.4 10 25

382.0 382.31 382.08 381.5 382.0 382.5 382.4 381.8 382.46 382.59 382.8

7.5 7.23 7.46-8.0 7.5 7.1 7.7-7.08 6.95 6.7

50 40 25 10 7.0 10 25 40 50

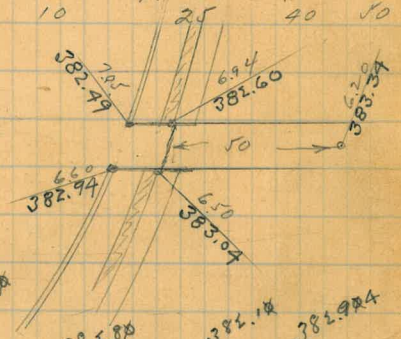

382.49 381.99 382.8 383.0 382.8 382.1 382.94

7.05-7.6 6.7 6.7 7.4-6.60

25 10 6.5 10 25

383.4 382.96 382.79 382.3 382.9 383.2 383.2 382.4 383.19 383.44 383.70

6.5 6.58 6.80-7.2 6.6 6.3 7.1-6.35 6.12 5.8

50 40 25 10 6.3 10 25 40 50

383.13 384.64 383.3 383.6 383.7 384.80 383.55

6.41-6.9 6.2 5.8 6.7-5.99

25 10 5.9 10 25

Sta	+	H.I.	−	Elev.
4+25				
4+00				
		384.69		
3+75		384.69		
	401			
			8.86	380.68
3+50		389.54		

Left ℄ Right

(3)

379.69 379.1 379.9 380.3 380.2 379.6

5.00 – 5.6 4.8 4.4 4.5 5.1
25 10 10 25

380.1 380.37 380.05 379.3 380.4 380.9 380.1 380.1 380.7

4.6 4.34 4.67 – 5.4 4.3 4.0 4.6 4.0
50 40 25 10 3.9 10 25 50

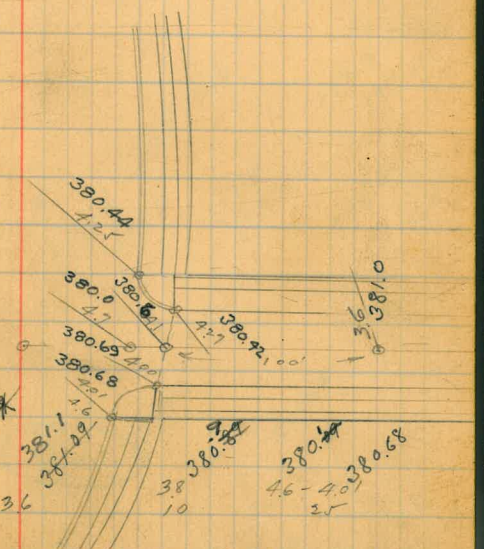

380.8 380.89 380.66 380.14 381.1 381.2 381.1 380.44 381.06 381.34 381.0

8.7 8.65 8.88 – 9.4 8.5 8.3 8.4 9.1 – 8.48 8.30 8.5
50 40 25 10 10 25 40 50

Left ℄ Right (4)

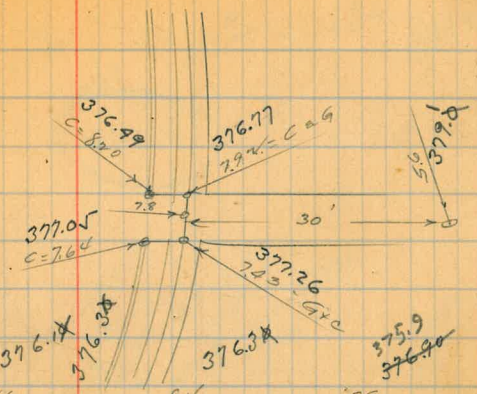

Sta.	H.I.	Left	℄	Right
		377.56 377.79 376.14 376.32 376.34		375.9 ~~376.90~~
		9.13 - 10.0	8.6	8.4 8.8
5+75		25	10 8.4 10	25
		377.24 376.60 376.64 377.55 ~~377.90~~ 376.9	377.0	377.0 ~~376.99~~ 376.55 377.41 377.80 378.77
		7.5 8.09 8.45 - 9.2	7.8 7.7	7.7 8.2 - 7.78 6.89 6.0
5+50		50 40 25	10 7.7	10 25 40 50
		377.22 376.64	377.74 377.74	377.54 377.14 378.03
		7.47 - 8.1	7.0	7.2 7.6 - 6.66
5+25		25	10 7.0	10 25
		378.54 378.38 378.03 377.54	378.14 378.44 378.5	378.14 378.61 379.00 379.0 ~~378.99~~
		6.2 6.31 6.66 - 7.2	6.6	6.2 6.6 - 6.98 5.69 5.7
5+00		50 40 25	10 6.3	10 25 40 50
	384.69	378.78 377.94 378.94	379.14	379.24 379.24
		5.91 - 6.8	5.8	5.5 5.5 - Drive
4+75		25	10 5.6	10 25
		379.54 379.57 379.37 378.54 379.64 379.79		379.84 379.24 380.18 380.39 380.49
		5.2 5.12 5.32 - 6.2	5.1	4.9 5.5 - 4.51 4.30 4.2
4+50		50 40 25	10 5.0	10 25 40 50

Sta.	+	H.I.	−	Elev.
6+75		375.36		
	2.77	375.36		
⊙			12.10	377.59
6+50				
6+25				
6+00		384.69		

Left ℄ Right (5)

372.16 371.5 372.8 373.26 373.4 373.3 373.84

320 - 3.5 2.6 2.0 2.1 - 1.52
25 10 21 10 25

Man-hole

366.5 368.25 369.36 369.28 369.72 369.91 370.36 369.48 368.67 368.57 369.91

370.8 370.97 370.91 371.95 372.46 373.8 46 Left

25 40

371.66 372.98 372.80

373.4 - 373.16 372.98 372.40 373.48 374.18 374.53 374.78 375.14
11.3 11.53 11.71 - 12.1 11.3 10.6 11.0 - 10.16 9.96 9.5
50 40 25 10 10 25 40 50

373.83 373.19 374.19 374.67 374.99 379.34 375.14

10.86 - 11.5 10.2 9.9 10.4 - 9.45
25 10 10 10 25

375.3 375.34 374.97 374.72 374.0 374.99 375.48 375.6 375.64 375.0 374.99 375.91 376.14 376.34

9.4 9.74 9.97 - 10.7 9.3 9.1 9.7 - 8.78 8.55 8.4
50 40 25 10 9.1 10 25 40 50

Sta	+	H.I	−	Elev
9+25				
9+00				
8+75				
8+50				
		375.36		
8+25				
8+00				
7+75				
7+00				

Left 2 Eight (6)

367.9 368.7 369.0 368.8 369.28
— 7.5 6.7 6.4 6.6 6.08
2.5 1.0 1.0 2.5

369.0 369.08 368.82 368.4 369.1 369.3 369.4 369.4 369.73 370.02 370.6
6.4 6.28 6.54 7.0 6.3 6.0 6.0 5.63 5.35 4.8
5.0 4.0 2.5 1.0 6.1 1.0 2.5 4.0 5.8

369.09 368.1 369.4 369.4 369.7 369.9 369.8
6.27 6.7 6.0 6.0 5.7 5.5 — 5.6
2.5 1.0 1.0 2.5

369.8 369.77 369.94 369.0 369.8 370.1 370.2 369.56 370.36 370.69 370.9
5.6 5.59 5.94 6.5 5.6 5.3 5.5 5.8 — 5.00 4.67 4.5
5.0 4.0 2.5 1.0 1.0 2.5 4.0 5.0

369.86 369.6 370.2 370.5 370.6 370.0 370.84
5.50 — 5.8 5.5 4.8 5.9 — 4.55
2.5 1.0 4.9 1.0 2.5

370.5 370.5 370.0 370.8 371.0 371.2 370.6 371.2 371.8
4.9 4.83 5.4 — 4.6 4.5 4.7 — 4.07 3.78 3.6
5.0 4.0 2.5 1.0 4.4 1.0 2.5 4.0 5.0

370.84 370.3 371.0 371.4 371.5 371.1 371.70
4.55 — 5.1 4.4 3.9 4.3 — 3.66
2.5 1.0 4.0 1.0 2.5

371.9 371.90 371.71 371.5 372.3 372.7 372.6 372.2 373.51 373.7
3.5 3.46 3.65 — 3.9 3.1 2.6 2.8 — 2.20 — 1.85 1.7
5.0 4.0 2.5 1.0 2.7 1.0 2.5 4.0 5.0

Sta.	+	H.I.	−	Elev.
11+25				
		372.95		
11+00				
10+75				
	6.47	371.95		
0			888	366.48
10+50				
10+25				
10+00				
9+75		375.36		
9+50				

Left ± Right (7)

365.8
~~368.46~~
7.1 6.4
25 10

366.5

366.95 366.6 366.3
M.H. 6.3 6.6
6.0 10 25

366.9 366.4 366.16 365.8 366.3 366.3 366.4 367.0 367.1
6.0 6.50 6.9-7.1 6.6 6.6 6.5 5.9 5.8
50 40 25 10 10 25 50

48
366.* 366.0 366.9 367.0 367.0 366.3 366.72
6.47 6.9 6.0 5.9 6.6 - 6.23
25 10 5.9 10 25

366.84 366.4* 367.1* 367.3* 367.3* 366.5* 367.7* 367.39* 367.5*
8.5 - 9.0 8.3 8.4 8.5 8.8 - 8.20 7.97 7.9
50 40 25 10 10 25 40 50

367.14 366.5* 367.3* 367.5* 367.5* 366.8 367.7 367.41
8.25 - 8.9 8.1 7.9 7.9 8.6 - 7.95
25 10 10 25

367.7* 367.71 367.44 366.8* 367.8* 368.0 367.9* 367.8* 367.1* 367.89 367.9 367.4* 368.5*
7.7 7.65 7.95 - 8.6 7.6 7.4 7.5 8.3 - 7.47 6.9
50 40 25 10 10 10 25 40 50

367.66 367.2* 368.2* 368.3* 368.3* 367.5* 368.28
7.70 - 8.25 7.2 7.1 7.1 7.9 - 7.08
25 10 10 25

368.4* 368.18 368.08 368.1* 367.8* 368.4* 368.5* 368.7* 368.2* 368.85 369.11 369.3*
7.0 7.18 7.28 - 7.9 7.0 6.8 6.7 7.2 - 6.51 6.25 6.1
50 40 25 10 10 25 40 50

Sta.	+	H.I.	−	Elev.
12+25				
12+05.45		377.95		
11+75				
11+50				
		377.95		

Left ℄ Right

366.53 6.4 − 6.9 25
366.0 5.9 10
367.1 5.9 10
367.3 5.6
367.3 5.6 10
366.8 6.1 − 5.35 25
367.6 69

366.6 6.31 40
366.41 6.4 − 7.0 25
366.9 6.0 10
367.2 5.7
367.2 5.7 10
366.8 6.1 − 5.50 25
367.45 5.26 40
367.8 4.9 56
368.0

366.9 7.0 25
366.4 6.5 10
367.0 5.9
366.9 6.0 10
366.4 6.5 − 5.71 25
367.2

366.1 6.8 50
366.3 6.6 25
366.3 6.6 10
366.5 6.4
366.7 6.2 10
366.4 6.5 − 6.02 25
366.93 5.82 40
367.13 5.6 50
367.3

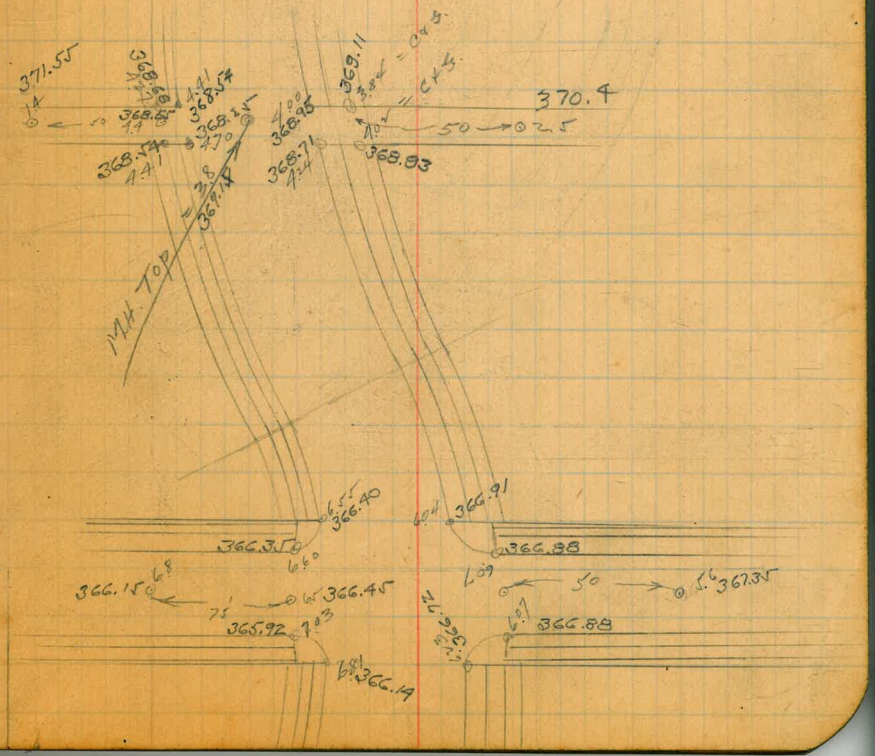

Sta.	+	H.I.	−	Elev.
14+25				
14+00				
13+75				
13+50				
13+25		372.95		
13+00				
12+75				
12+50				

Left | ℄ | Right (9)

368.59	368.0	368.8	369.1	369.1	368.4	369.9
4.36	4.9	4.1	3.8	3.8	4.5	3.50
	25	10	3.8	10	25	

369.1	367.9	368.8	369.1	368.9	368.3	369.19	369.46
3.8	5.0	4.1	3.8	4.0	4.6	3.76	3.49
50	25	10		10		25	40

						370.9	
						3.0	
						50	

r/o section taken

369.65	368.03	367.80	367.2	368.2	368.6	368.6	368.2	368.9	369.9
3.30	4.92	5.15	5.7	4.7		4.3	4.7		3.0
50	40	25		10	4.3	10	25	40	50

367.58	366.8	367.9	368.2	368.2	367.5	368.5
5.37	6.1	5.0	4.7	4.7	5.4	4.50
	25	10		10	25	

369.2	367.59	367.30	366.6	367.7	367.9	368.0	367.6	368.32	368.5	368.9
3.7	5.36	5.59	6.3	5.2	5.0	4.9	5.3	4.67	4.40	4.0
50	40	25		10		10		25	40	50

367.07	366.4	367.3	367.7	367.6	367.2	368.09	
5.88	6.5	5.6	5.2	5.3	5.7	4.86	
	25	10		10		25	

368.6	366.97	366.79	366.2	367.1	367.5	367.5	367.0	367.94	368.05	368.2
4.3	5.98	6.16	6.7	5.8	5.4	5.4	5.9	5.01	4.90	4.7
50	40		25	10		10		25	40	50

Sta.	+	H.I.	−	Elev.
		374.34		
	4.15	374.34		
			5.76	370.19
15+00		372.95		
14+75				
14+50		377.95		

Left ℄ Right (10)

367.0 367.59 367.79 367.44 366.9 366.88 367.29 367.82 367.29 368.12 368.59 368.32 368.9 369.74 370.17

369.91 369.9 370.17 370.16 370.34 370.4 370.4 370.4 370.6 370.37 370.27 369.86 369.3 48th St

370.5 369.60 368.8 369.5 369.8 369.7 369.2 370.0 370.1 370.7

369.12 368.5 369.3 369.5 369.5 369.1 369.85

370.1 369.05 368.2 369.0 369.3 369.3 368.9 369.66 369.86 370.6

Sta	+	H.I	−	Elev
18+00				
17+25				
17+00				
16+75				
		374.34		
16+60				
16+25				
15+50				
15+25				

Left ℄ Right (11)

366.5	366.39	366.06	365.3	366.5	366.9	366.7	366.3	367.41	368.2
7.8	7.95	8.28	9.0	7.8		7.6	8.0	6.93	6.1
50	45	30		15	7.4	15	30	45	50

367.67	367.2	368.0	368.3	368.3	367.8	368.54		
6.67	7.1	6.3		6.0	6.5	5.80		
25		10	6.0	10	25			

368.9	368.37	368.17	367.5	368.4	368.7	368.7	368.2	368.93	369.13	369.5
5.9	5.97	6.17	6.8	5.9		5.6	6.1	5.41	5.21	4.8
50	40	25		10	5.6	10		25	40	50

368.75	368.0	369.0	369.1	369.0	368.4	369.35		
5.59	6.3	5.3		5.3	5.9	4.99		
25		10	5.2	10		25		

370.1	369.49	369.30	368.6	369.4	369.6	369.5	368.8	369.71	369.92	371.39
4.2	4.85	5.04	5.7	4.9		4.8	5.5	4.63	4.42	3.0
50	40	25		10	4.7	10	25	25	40	50

369.62	369.1	369.5	369.9	369.9	369.2	370.07	
4.72	5.2	4.8		4.4	5.1	4.27	
25	25	10	4.4	10	25	25	

371.0	370.04	369.84	369.5	370.0	370.2	370.2	370.32	370.0	
3.3	4.38	4.50	4.8	4.3		4.1	4.02	4.3	
50	40	25	25	10	4.1	10	25	25	

369.84	369.2	369.7	370.0	370.0	369.4	370.20		
4.50	5.1	4.6		4.3	4.9	4.14		
25	25	10	4.3	10	25	25		

Sta.	+	H.I.	−	Elev.	
20+50					
20+00					
		369.77			
	5.93	369.77			
19+00			10.50	363.84	Pat. N.W. Cor. Mission Terrace Temp. B.M.
		374.34			
18+50					

Left ℄ Right

(12)

366.5	364.37	363.8	365.1	365.3	364.9	364.3	365.32	365.62	367.6	
3.3	5.40 − 6.0		4.7	4.8		5.4 − 4.45		4.15	2.2	
50	30		15	4.5	15	30		45	50	
365.9	364.46	364.01	363.3	364.4	364.8	364.8	364.1	365.04	365.43	367.3
3.9	5.31	5.76 − 6.5		5.4	5.0	5.0	5.7 − 4.75		4.34	2.5
50	45	30		15	5.0	15	30		45	50

363.82 5.95 641 363.36

364.44 5.33

364.83 4.54 364.30

363.46 7.31 361.93

363.84 5.19 363.91

364.82 4.47 364.35

366.62 3.15

7.29 362.48

5.86 363.91

5.18 − 364.59

50 4.69 365.08

364.42 7.35 7.81 361.92

363.84 5.93 6.77 363.07

364.84 4.93 364.47

366.63 3.14

363.84 5.93 6.38 363.39

5.26 4.51

364.84 4.93 364.31

365.1	364.34	364.0	363.5	364.34	364.8	364.7	364.5	365.08	365.38	367.2	
9.7	10.00	10.31	10.8	10.0		9.6	9.8	9.26	8.96	7.1	
50	45	30		15	9.5	15		30	45	50	
365.6	365.34	365.03	364.2	365.3	365.8	365.7	365.0	366.0	366.37	367.5	
8.7	9.00	9.31	10.1	9.0		8.6	9.3	8.30	7.97	6.8	
50	45	30		15	8.5	15		30	45	50	

Sta.	+	H.I.	−	Elev.
23+50		371.66		
23+00				
	5.35	371.66		
	0		3.46	366.31
		369.77		
21+50				

Left

Right

(13)

Alley

Drive

Alley

Sta.	+	HI	−	Elev
⊙			7.63	362.73
28+00				
		370.36		
26+50				
	4.58	370.36		
⊙			5.88	365.78
25+00				
24+50		371.66		



Sta.	+	H.I.	−	Elev.
		367.79		
30+00				
29+50				
506		367.79		362.73

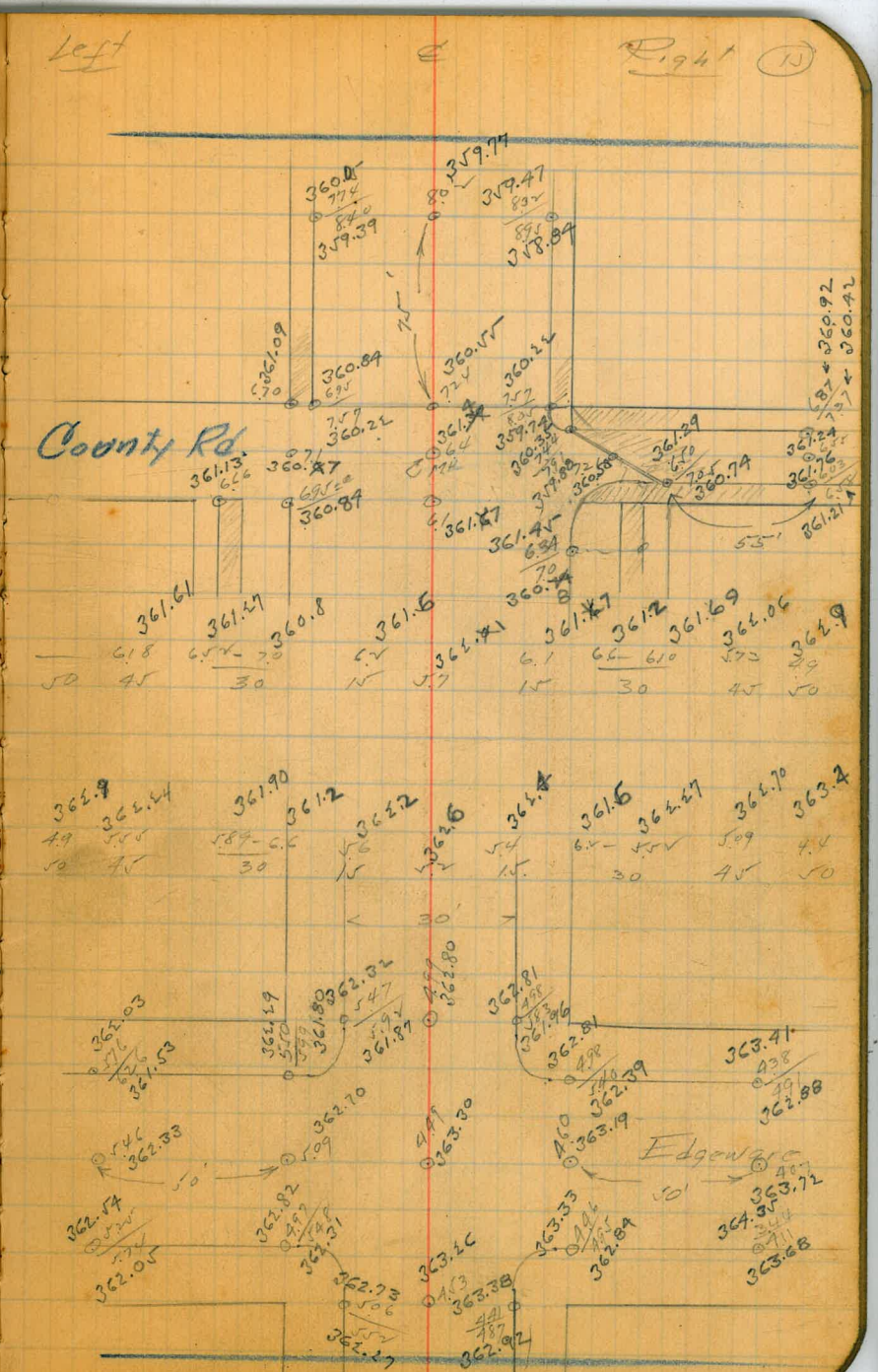

Sta.	+	H.I.	−	Elev.
34+00				
33+50				
33+00		367.63		
32+50				
32+00				
31+50				
31+00				
	6.57	367.63		
0			6.73	361.06
		367.79		

Left ℄ Right (16)

364.7 4.9 20	364.5 5.1 10	363.2 4.4	364.5 5.1 10	364.8 4.8 20	
364.5 5.1 20	364.3 5.3 10	363.3 4.3	364.5 5.1 10	364.7 4.9 20	
364.4 5.2 20	364.2 5.4 11	364.8 4.8	364.1 5.5 11	364.5 5.1 20	
364.0 5.6 20	361.9 5.7 11	364.6 5.0	361.7 5.9 11	364.0 5.6 20	
361.6 6.0 20	361.2 6.4 11	364.1 5.5	361.4 6.2 11	364.0 5.6 20	
361.6 6.0 20	360.7 6.9 11	361.6 6.0	361.0 6.6 11	364.0 5.6 20	
361.1 6.5 20	360.6 7.0 11	361.1 6.5	360.6 7.0 11	361.3 6.3 20	

Sta.	+	HI.	−	Elev.
37+65 = MH				
37+50				
		365.44		
37+00				
36+50				
	258	365.44		
⊙			4.77	364.86
36+00				
35+50				
35+00		367.63		
34+50				

Left 2 Right (17)

4.4

361.0 4.4 20 | 360.7 4.7 11 | 361.3 4.1 | 360.5 4.9 11 | 360.7 4.7 20

362.2 3.2 20 | 362.0 3.4 11 | 362.6 2.8 | 361.9 3.5 11 | 362.3 3.1 20

362.8 2.6 20 | 362.4 3.0 11 | 363.5 1.9 | 362.8 2.6 11 | 363.2 2.2 20

363.6 4.0 20 | 363.4 4.2 – 4.7 12 | 362.9 | 364.1 3.5 | 363.5 4.1 11 | 364.0 3.6 20

363.6 4.0 20 | 363.1 4.5 11 | 364.0 3.6 | 363.2 4.4 11 | 363.4 4.2 20

362.9 4.7 20 | 362.9 4.7 12 | 362.5 5.1 11 | 363.5 4.1 | 362.8 4.8 11 | 363.0 4.6 20

362.6 5.0 20 | 362.4 5.2 11 | 363.5 4.1 | 362.7 4.9 11 | 362.8 4.8 20

Sta.	+	H.I.	−	Elev.
41+00				
	4.49	364.18		
⊙			5.75	359.69
40+50				
40+47.50	= 19 H.			
40+00				
		365.44		
38+50		365.44		
38+00				

Left ℄ Right (18)

359.45 359.2 359.48 359.41 359.45
4.7 5.0 4.4 5.1 4.7
20 11 11 20

358.2 357.8 358.0 357.2 357.59 357.79
7.2 7.6 7.4 8.2 – 7.85 7.65
20 11 15 20

75

End Wall – 40+50

356.3 356.4 356.7 355.7 356.19 356.39
9.1 9.0 8.7 9.7 – 9.25 9.05
20 15 15 20

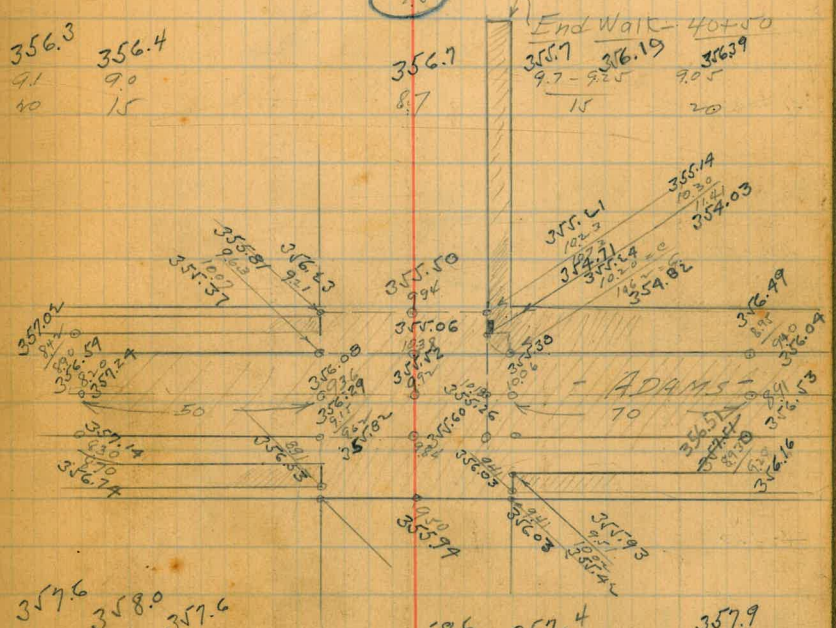

357.6 358.0 357.6 358.6 357.4 357.9
7.8 7.4 7.8 6.8 8.0 7.5
20 11 10 11 20

359.9 359.7 359.3 360.0 359.2 359.5
5.5 5.7 6.1 5.4 6.2 5.9
20 14 11 11 20

Sta.	+	H.I.	−	Elev.
	5.75	363.58		
⊙			6.35	357.83
45+00				
44+50				
44+00				
43+50		364.18		
43+00				
42+50				
42+00				
41+50				

Left ⊙ Right

357.2	356.2	356.*6	357.*3	356.*7	357.*7
7.0	8.0	7.6		7.5	6.5
20	15	11	6.9	11	20
356.0	355.9	355.7	356.0	356.*6	356.*1	356.*7
8.7	8.3	9.0	8.7	7.6	8.1	7.5
20	15	13	11		11	20
356.0	356.0	356.2*	355.*8	355.*6
8.7	8.7	8.0	8.4	8.6
20	11		11	20
357.0	356.*5	356.*7	356.4	356.*6
7.7	7.7	7.5	7.8	7.6
20	11		11	20
359.0	358.2*	358.*7	358.0	358.*3
5.7	6.0	5.5	6.7	5.9
20	11		11	20
359.*9	359.2*	359.*8	359.2*	359.*5
4.3	5.0	4.4	5.0	4.7
20	11		11	20
360.*5	360.*1	360.*4	359.*9	360.*5
3.7	4.1	3.8	4.3	3.7
20	11		11	20
360.*9	360.2*	360.*7	359.*9	360.1*
3.3	4.0	3.5	4.3	4.7
20	11		11	20

Sta.	+	H.I.	−	Elev.
		See Page #26		
		363.58		
0			5.60	357.98
		363.58		

Left ℄ Right (20)

See page #26 this book for X-sections County Road - "Jeff-Cath."

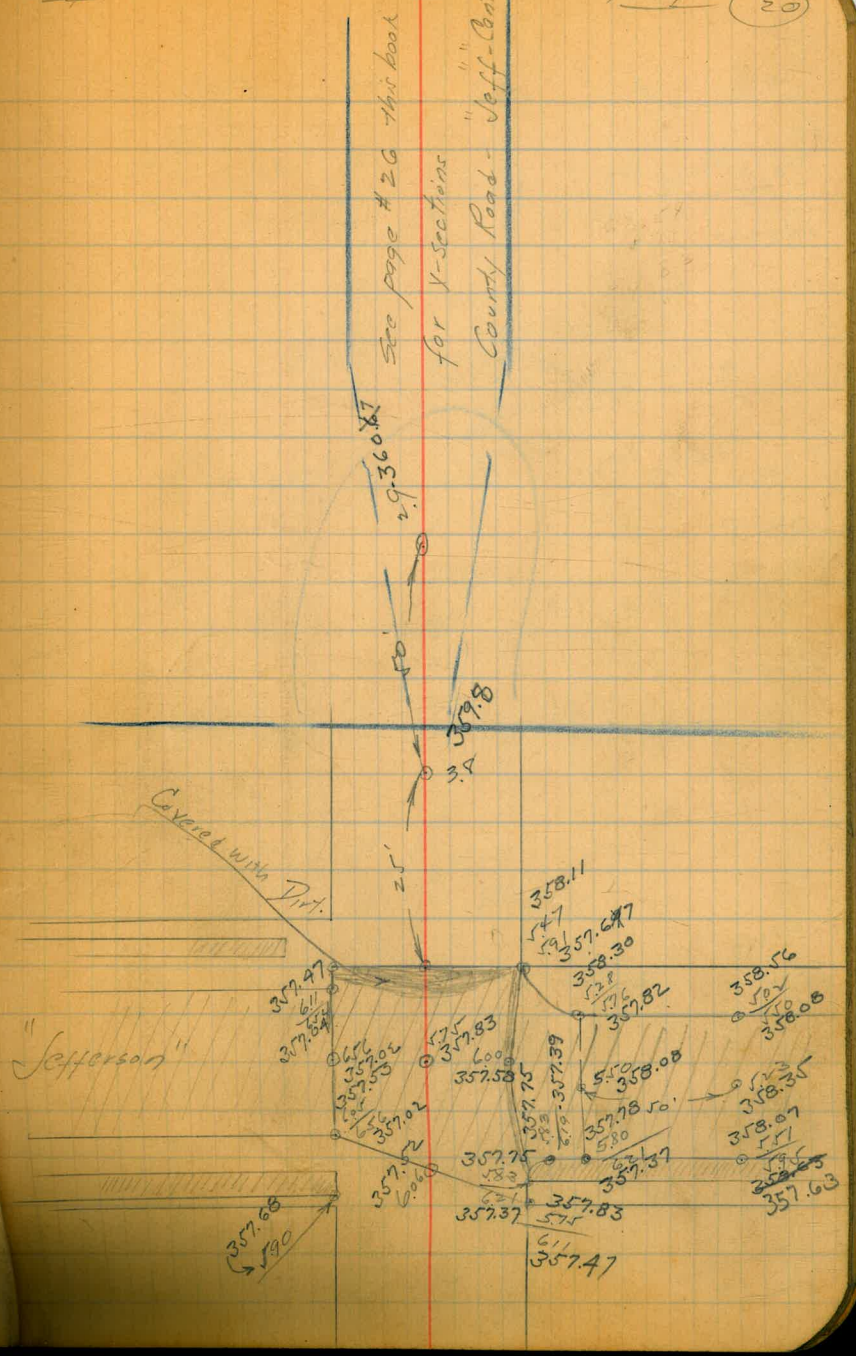

Sta.	+	H.I.	-	Elev.
49+00				
		363.70		
48+50				
48+00				
	5.72	363.70		
				357.98
46+50				

Left ℄ Right (21)



Sta.	+	HI	−	Elev.
52+00				
51+50				
51+00				
	4.57	367.95		
			0.32	363.38
49+50		363.70		

Left ℄ Right

(22)



Sta.	+	H.I.	−	Elev
55+50				
55+00	falls in Alley-?			
54+50				
54+00				
		362.52		
	4.83	362.52		
⊙			10.26	357.69
52+50		367.95		

Left ℄ Right (23)

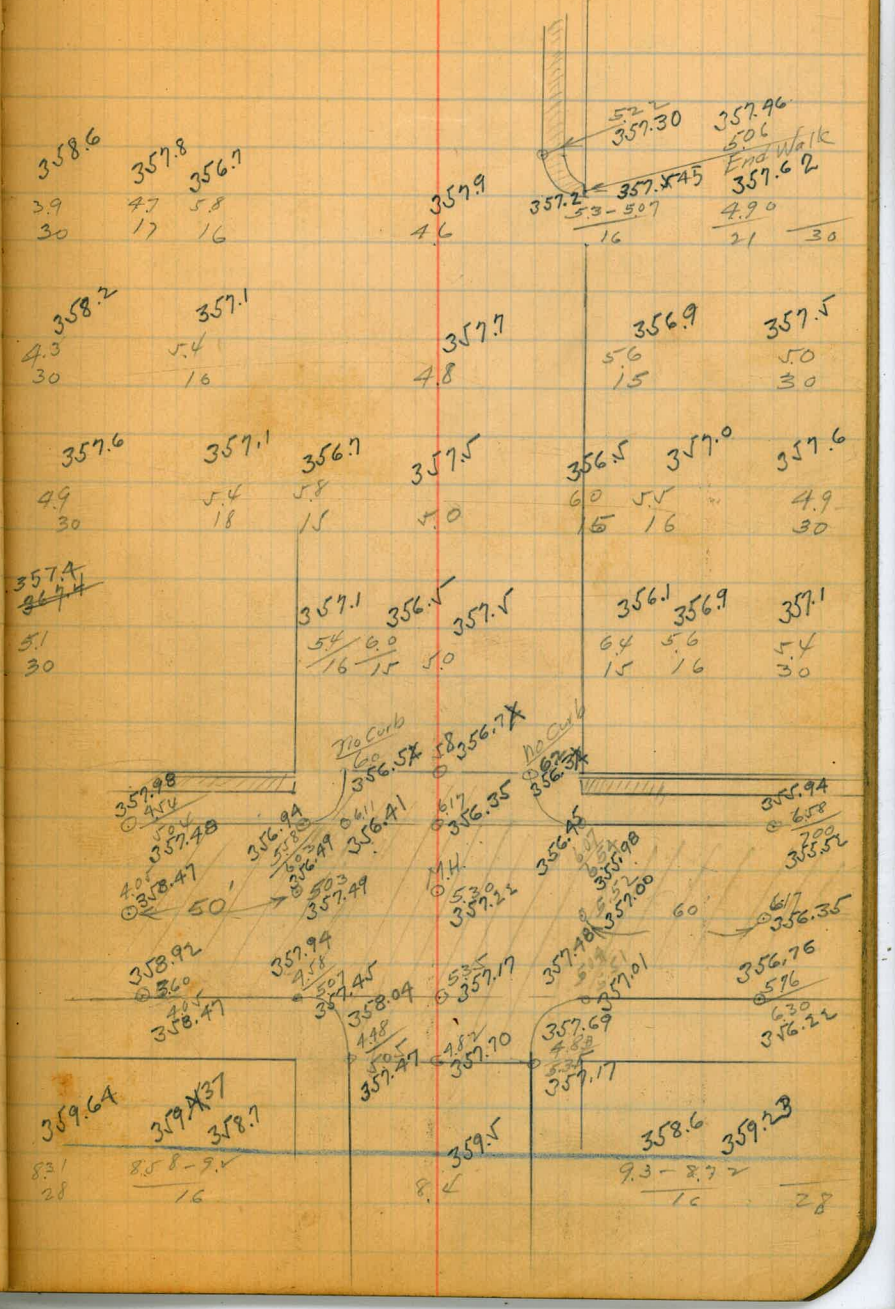

Sta.	+	H.I.	−	Elev.
58+60				
58+44	= End Walk + Curb South.			
B.M.			8.31	353.14
58+06				
58+00				
57+50		361.45		
		34.5	361.45	
			4.52	358.00
			3.62	
55+86				

See Page #26

Left ℄ Right

24

Common Grade

351.68 9.77 21 | 351.48 9.97 − 10.2 16 | 351.2 | 12.6 348.8 | 351.45 10.0 16 | 351.4 10.0 16 | 352.0 9.4 30

End Walk on North Side, 352.2 ~~353.39~~ 353.11 ~~353.80~~

9.7 − 8.34 = End walk-North

353.83 7.6 21 | 353.45 8.00 − 8.6 16 | 352.8 | 353.7 7.7 | 352.4 9.0 − 8.06 16 | 353.39 | 353.55 7.90 21

355.93 5.5 21 | 355.62 5.83 − 6.4 16 | 355.0 | 355.8 5.6 | 355.0 6.4 − 5.88 16 | 355.68 5.77 21 | 356.6 4.8 26 | 357.2 4.2 30

357.87 = C 358 = G. 3.97 357.48

358.28 3.17 3.64 357.83 | 357.96 3.49 3.90 | 357.98 3.47 3.77 357.48 | 357.88 3.57 357.93 | 357.62 3.83 3.66 357.79 | Top. Pav. | 357.2

358.30 3.15 | 358.05 3.40 | 357.98 3.47 | 358.02 3.43 | 357.63 3.82 | Top. Pav. | 3.9 = 50

358.25 3.20 3.67 357.82 | 357.99 3.46 3.90 357.55 | No Curb 3.70 357.55 | No Curb 3.50 357.95 3.84 357.61

358.5 40 30 | 357.9 46 16 | 357.1 54 15 | 358.1 44 | 357.3 5.2 − 4.82 16 | 357.70 | 357.86 4.66 21

See next page

County Road

"Jeff" to Canterbury

Sta.	+	H.I.	−	Elev.
4+00				
	4.00	366.00		
⊙			4.03	362.00
3+50				
3+00				
		366.03		
2+50				
2+00				
1+50				
1+00				
0+50				
	8.20	366.03		
				357.83

Cont. from Page #20

Left ℄ Right

Left	℄	Right
362.8 (3.2, 20) 361.8 (4.2, 12)	362.3 (3.7)	361.3 (4.7, 13) 362.5 (3.5, 18) 362.0 (4.0, 20)
363.2 (2.8, 20) 363.2 (2.8, 13) 362.2 (3.8, 12)	362.3 (3.7)	361.6 (4.4, 12) 361.5 (4.5, 20)
361.6 (4.4, 20) 361.4 (4.6, 12)	361.6 (4.4)	361.1 (4.9, 12) 360.9 (5.1, 20)
361.9 (4.1, 20) 361.7 (4.3, 11) 361.3 (4.7, 10)	361.5 (4.5)	361.2 (4.8, 11) 361.1 (4.9, 20)
361.6 (4.4, 20) 361.6 (4.4, 13) 361.0 (5.0, 12)	361.3 (4.7)	360.8 (5.2, 12) 361.0 (5.0, 20)
361.9 (4.1, 20) 361.4 (4.6, 13) 360.9 (5.1, 12)	361.0 (5.0)	360.5 (5.5, 10) 360.8 (5.2, 11) 360.9 (5.1, 20)
361.6 (4.4, 20) 361.0 (5.0, 13) 361.0 (5.0, 12)	360.6 (5.4)	360.1 (5.9, 12) 360.4 (5.6, 20)
361.3 (4.7, 20) 361.1 (4.9, 15) 359.5 (6.5, 13)	359.6 (6.4)	359.0 (7.0, 12) 359.8 (6.2, 13) 360.2 (5.8, 20)

County Road.
Jeff to Canton.

Sta. + H.I. — Elev.

6+10.8 ℄ Intersection

36600

5+50

5+00

4+50

4+32 = M.H.

Left. ℄ Right (27)

356.79
9.21

356.6
9.4
10

357.2
8.8
20

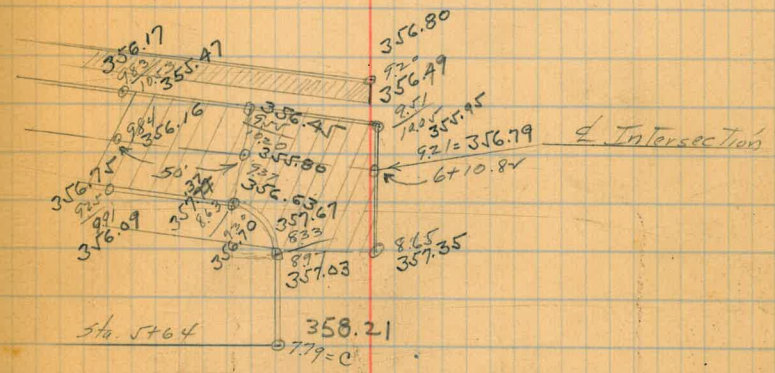

359.5
6.5
20

358.0
8.0
17

358.5
7.5

358.5
7.5
15

360.7
5.3
20

361.2
4.8
20

360.0
6.0
18

359.8
6.2

359.6
6.4
16

361.3
4.7
20

362.4
3.6
20

361.0
5.0
18

361.0
5.0

360.8
5.2
11

361.1
4.9
16

361.7
4.3
20

M.H.
4.2

361.8

Floor Levels

Garages on County Road

Sta.	Left	Right
3+90		362.30
2+75	63.00	
2+20	61.80	
1+65	63.00	
0+78	61.30	
44+50		356.68
44+60	356.63	
43+85	356.18	
43+75	356.24	
43+55	357.05	
43+40		357.05
43+00	—	358.25
42+30	360.63	
40+95	359.63	
40+33	358.24	
37+44	361.44	
36+85		363.18
36+65	362.67	
36+16	363.85	
36+05		364.00
34+20		363.10
33+00	362.42	
31+68	[illegible]	361.81
31+45	[illegible]	362.03

Actual Elevations Noted

- Jefferson to Canterbury -

"Madison to Jefferson"

6,7
,15
6,85

354,6
5,2
361,8
6,8
355,
1
354,0