

EV-LINE Co D. LIN
IN

CITY PARK

9

TRANSIT.

F.B. 625

625

Showing the difference of latitude and departure in running 80 chains at any course from 1 to 60 minutes.

Minutes.	Lks.	Minutes.	Lks.	Minutes.	Lks.
1	2½	21	49	41	95½
2	4½	22	51½	42	98
3	7	23	53½	43	100½
4	9½	24	56	44	102½
5	11½	25	58½	45	105
6	14	26	60½	46	107½
7	16½	27	63	47	109½
8	19	28	65½	48	112
9	21	29	67½	49	114½
10	23½	30	70	50	116½
11	26	31	72½	51	119
12	28	32	74½	52	121½
13	30½	33	77	53	123½
14	32½	34	79½	54	126
15	35	35	81½	55	128½
16	37½	36	84	56	130½
17	39½	37	86½	57	133
18	42	38	88½	58	135½
19	44½	39	91	59	137½
20	46½	40	93½	60	140

MICROFILMED

DEC 14 1964

PUBLISHED BY

EDWARD DENNY & CO.

DRAWING PAPER & MATERIAL, MATHEMATICAL INSTRUMENTS, ETC.
STATIONERS AND PRINTERS,
SAN FRANCISCO, CAL.

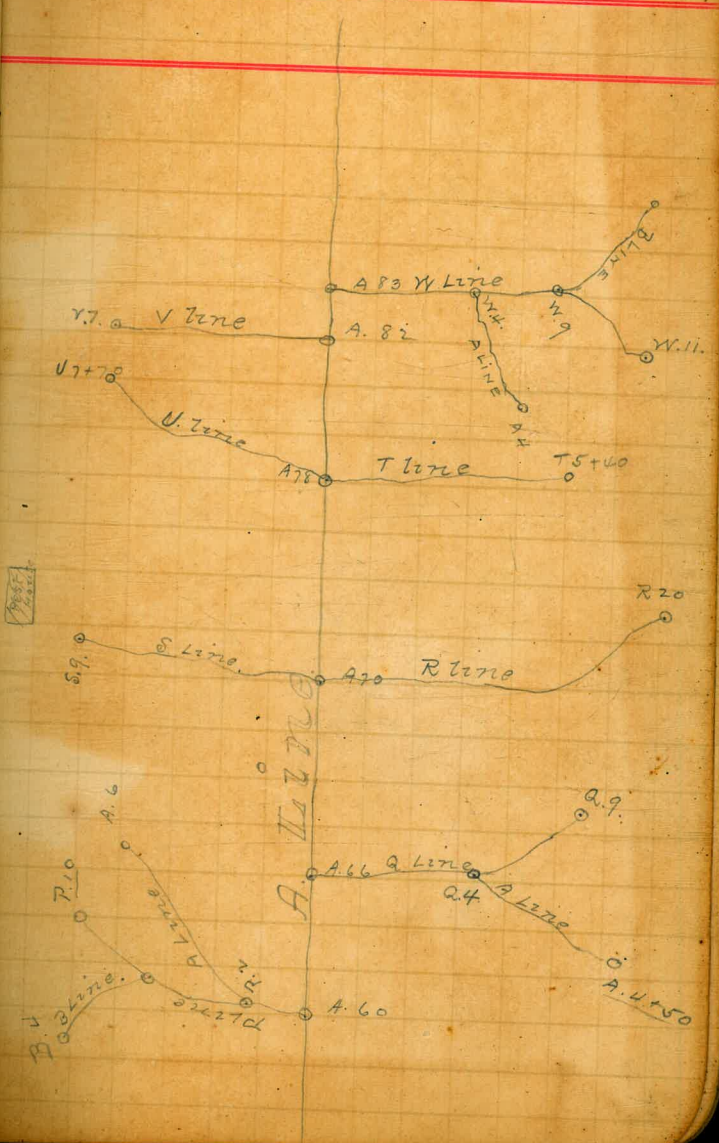
Table for Running on Slopes.

In the following table the first column shows the angle, the second, the number of links to be added to a chain on the slopes, to make one chain, horizontal measurement.

Angle.	Cor. in links	Angle.	Cor. in links.	Angle.	Cor. in links.	Angle.	Cor. in links
°		°		°		°	
4	0.24	11	1.88	18	5.14	25	10.54
5	0.38	12	2.24	19	5.76	26	11.20
6	0.55	13	2.63	20	6.42	27	12.24
7	0.76	14	3.06	21	7.11	28	13.37
8	0.98	15	3.53	22	7.85	29	14.34
9	1.24	16	4.02	23	8.64	30	15.47
10	1.55	17	4.56	24	9.47	35	22.00



Handwritten notes and calculations on the right page, including 'HI', '280.67', '1.80 2.242.87', '1.50 2.73.17', '0.93', '2.74.10', '9.80 2.64.30', and 'Y.7.', 'Y.6.', 'Y.7.', 'Y.6.', 'Y.7.', 'Y.6.'.



Lanthen Level 8/30/87 (Mitten Rod)

Sta	+	HI	-	Elv
A.G. B.M.				147.85
	10.23	158.08		
P.1			8.70	149.38
P.2			1.10	156.98
TP			0.05	158.03
	12.38	170.41		
P.3			9.30	161.11
P.4			2.80	167.61
TP			0.00	170.41
	12.50	182.91		
P.5			3.50	179.41
TP			0.20	182.71
	12.39	195.10		
P.6			6.80	188.30
TP			0.17	194.93
	19.4	206.87		
P.7			9.00	197.87
TP			0.02	206.85
	10.91	217.76		
P.8			6.90	210.86
TP			0.20	217.56

Remarks
P Line of A.

A. 60° = P.

Lauther Level 8/30/87 (Miller Road)

Sta	+	HI	-	Elev
A TP				217.50
	12.45	230.01		
TP			0.02	229.99
	11.59	241.58		
P. 9			7.80	233.78
TP			0.09	241.49
	11.70	253.19		
TP			0.28	252.91
	10.00	262.91		
P. 10			3.80	259.11
BM			3.35	259.56
	A. of P. Line.			
P. 2				156.98
	11.51	168.49		
A. 1			3.60	164.89
TP			0.06	168.43
	11.27	179.70		
TP			0.09	179.61
	12.40	192.01		
A. 2			16.50	175.51
A. 3			3.60	188.41

Remarks

P Line

on top of stake P. 10.

P₂ = A₀.

Lawther Lev. 8/30/57 (Miller Road)

Sta	+	HI	-	Elev
		192.01		
TP			0.82	191.19
	11.95	203.14		
A4			1.40	201.74
TP			0.04	203.10
	12.08	215.18		
TP			1.10	214.08
	11.94	226.02		
A.5			3.70	222.32
A.6.				254.01
		B. Line		
P5				179.41
	8.89	188.30		
B.1.			10.50	177.80
TP			0.01	188.29
	12.26	200.55		
B.2			6.60	193.95
TP			0.00	200.55
	11.14	211.69		
B.3.			1.00	210.69
B.4				245.32

Remarks

Elev of A.6 taken from P.10.

P4 = B0.

Elev. of B.4. taken from P.10.

7
Lawther Level) 8/31/87. (Miller Rod)

Sta	+	HI	-	eliv
A. 66 BM				156.43
	11.60	168.03		
Q. 1.			7.00	161.03
Q. 2.			1.50	166.53
TP			0.60	167.43
	12.50	179.93		
Q. 3.			7.30	172.63
Q. 4 BM + TP			0.52	179.41
	11.27	190.68		
A. 1. BM			0.15	190.53
Q. 5.			3.00	187.68
TP			0.08	190.60
	11.60	202.20		
Q. 6. TP			0.31	201.89
	12.41	214.30		
TP			0.10	214.20
	12.05	226.55		
Q. 7.			10.50	216.05
TP			0.21	226.34
	11.99	238.33		
TP			0.20	238.13

5
Remarks

on top of stake near Drain

Lawther Level 8/31/87 (Miller Rod)

Sta	+	HI	-	Elev
TP				238.13
	11.85	249.98		
Q.8.			10.00	239.98
TP			0.00	249.98
	12.36	262.34		
TP			0.08	262.26
	12.27	274.53		
Q.9.			3.50	271.03
Q.9 BM			2.82	271.71
		A. of Q. line		
A. 1 BM				190.53
	12.26	202.79		
TP			0.12	202.67
	12.99	215.66		
A. 2			7.60	208.06
TP			0.14	215.52
	12.10	227.62		
TP			0.11	227.51
	11.45	238.96		
A. 3.			7.30	231.66
A. 4.				261.24
A. 4+50				267.44

Remarks
Q Line

on top of stake.

Elev A. 4 + A. 4+50 taken from Q. 9.

11
Lawther Level 8/31/87 (Miller Rod)

Sta	+	HI	-	Elev
A.71 BM				162.99
	12.47	175.46		
R.1.			7.50	167.96
R.2.			5.00	170.46
TP			0.19	175.27
	12.05	187.32		
R.3.			12.60	174.72
R.4			7.60	179.72
R.5			4.30	183.02
TP			0.00	187.32
	11.51	198.83		
R.6			11.80	187.03
R.7			6.20	192.63
TP			0.09	198.74
	12.50	211.24		
R.8			13.80	197.44
R.9			8.50	202.74
R.10			3.20	208.04
TP			0.09	211.15
	10.71	2218.6		
R.11.			9.30	212.56

7
Remarks.

R. Line.

A.70 = R.o.

Lawther Level 8/31/87 (Miller Rod)

Sta	+	HI	-	Elv
		221.86		
R 12			3.90	217.96
TP			0.00	221.86
	11.81	233.67		
R 13			10.60	223.07
R 14			5.90	227.77
TP			0.08	233.59
	11.74	245.33		
R 15			9.90	235.43
R 16			2.30	243.03
TP			0.22	245.11
	11.85	256.96		
R 17			5.00	251.96
TP			0.70	256.26
	11.10	267.36		
R 18			6.70	260.66
TP			0.00	267.36
	12.04	279.40		
R 19			6.60	272.80
R 20			1.20	278.20

Remarks

R Line

Leather Level 8/31/87 (Miller Rod)

Sta	+	HI	-	el
A. 71 BM				162.99
	10.10	173.09		
S. 1			15.80	157.29
S. 2			7.80	165.29
S. 3 TP			0.09	173.00
	11.68	184.68		
TP			0.08	184.60
	11.26	195.86		
S. 4			12.00	183.86
TP			0.08	195.78
	12.29	208.07		
S. 5			8.00	200.07
TP			0.00	208.07
	11.98	220.05		
TP			0.10	219.95
	12.32	232.27		
S. 6			8.00	224.27
TP			0.02	232.25
	11.79	244.04		
TP			0.03	244.01
	12.00	256.01		

Remarks

S. Level

A. 71 = 50

Leather Level 5/31/87 (Miller Road)

Sta	+	HI	-	Elv
		256.01		
S.7			4.70	251.31
IP			0.24	255.77
	12.27	268.04		
IP			0.52	267.52
	11.19	278.71		
S.8			12.10	266.61
S.9			1.10	277.61
BM			0.58	278.13

Remarks

S. Line.

on top of stake S.9

19.
Lawther Level 9/1/87. (Mitter Road)

Sta	+	HI	-	Elev.
A-78 BM				175.18
	11.42	187.60		
T.1.			6.10	181.50
TP			0.10	187.50
	11.58	199.08		
T.2.			6.50	192.58
TP			0.10	198.98
	10.48	209.46		
T.3.			2.80	206.66
TP			0.05	209.41
	11.04	220.45		
TP			0.18	220.27
	11.99	232.26		
T.4			2.40	229.86
TP			0.20	232.06
	12.28	244.34		
TP			0.12	244.22
	11.40	255.62		
TP			0.05	255.57
	11.12	266.69		
T.5.			3.60	263.09

Remarks

T. line.

Lawther Level 9/1/07 (Miller Red)

Sta	+	HI	-	Res
		266.69		
TP			0.31	266.38
	10.20	276.58		
T5+40			4.30	272.28
		V Line		
Av. BM				175.18
	12.10	187.28		
V.1			12.90	174.38
V.2			4.00	183.28
TP			0.24	187.04
	11.73	198.77		
V.3			7.40	191.37
TP			0.15	198.62
	11.61	210.23		
V.4			7.90	202.33
TP			0.05	210.18
	12.00	222.18		
TP			0.00	222.18
	11.86	234.04		
V.5			11.50	222.54
TP			0.52	233.52

Remarks

Lawther Level 9/1/57 (Miller Rod)

Sta	+	HI	-	Obs
TP				233.52
	10.81	244.33		
V.6.			0.80	243.53
BM				226.58
	8.09	234.67		
V7			9.20	275.47
V7+70			2.80	281.87
		V. Error		
BM.9				188.61
	8.29	196.90		
Y.1.			19.50	177.40
Y.2			12.30	184.60
TP			0.15	196.75
	11.12	207.87		
Y.3.			11.40	196.47
TP			0.19	207.68
	11.70	219.38		
Y.4			10.00	209.38
TP			0.09	219.29
	12.00	231.29		
Y.5.			0.90	230.39

Remarks.

Set on from other side canyon

on line

(Lawther Level) 9/1/87 (Miller Road)

Sta	+	HI	-	Elev.
r. 6.				264.30
r. 7.				282.87
		W. Line.		
B.M. 9				188.61
	9.00	197.61		
W. 1.			8.70	188.91
W. 2			5.36	192.31
W. 3 TP			0.96	196.65
	12.18	208.83		
W. 4			6.50	202.33
TP			0.01	208.82
	11.55	220.37		
W. 5			11.10	209.27
W. 6.			3.30	217.07
TP			0.04	220.33
	12.06	232.39		
W. 7.			7.70	224.69
TP			0.27	232.12
	11.12	243.24		
W. 8			11.00	232.24

Remarks

(Elevs of r. 6 & r. 7 were taken from
B.M. at the head of Canyon V)

on north side of park

27
Lawthen Level 19/1/87 (Mitter Road)

Remarks

Sta	+	HI	-	Elv
		243.24		
W.9			2.50	240.74
TP			0.05	243.20
	12.49	255.69		
W.10			0.50	255.19
TP			0.08	255.61
	11.61	267.22		
TP			0.08	267.14
	12.03	279.17		
W.11			2.00	277.17
B.M			1.39	277.78

on top of stone wall

(Lambert) 9/2/87 Muller

Sta	+	HI	-	Elev
W4				202.33
	12.40	214.73		
A.1. TP			0.21	214.52
	12.43	226.95		
TP			0.15	226.80
	11.91	238.71		
A.2.			5.90	232.81
TP			0.15	238.56
	11.19	249.75		
TP			0.02	249.73
	11.11	260.84		
A.3 TP			0.05	260.79
	11.65	272.44		
TP			0.58	271.86
	5.62	277.48		
A4			4.40	273.08

W4 = A.O.

31. Brick Yard Canyon

Lanther 9/2/84 Miller

17

Sta	+	HI	-	Elev
W. 9				240.74
	12.41	253.15		
B. 1			1.11	252.04
TP			0.50	252.65
	11.72	264.37		
TP			0.19	264.18
	11.18	275.36		
B. 2			10.50	264.84
TP			0.82	274.54
	1.80	283.34		
B. 3			3.70	279.64

1st/₄ Canyon East of Russ School

Station	+	HI	-	Elev
BM				105.18
TP	4.62	109.80	12.20	97.60
BM	6.10	103.70		
	11.89	106.13	9.46	94.24
A ₀			15.00	91.13
A ₁			9.00	97.13
A ₂			5.60	100.53
TP & BM			0.22	105.91
	10.96	116.87		
A ₃			9.40	107.47
A ₄			4.30	112.57
TP			0.26	116.61
	12.04	128.65		
A ₅			10.00	118.65
A ₆			1.90	126.75
BM & TP			0.04	128.61
	11.41	140.02		
A ₇			3.90	136.12
TP			0.20	139.82

Remarks

(B.M. Sp. in telegraph pole 15' N + 20' W of the cor. of 15th + B. Sts.)
 (1st/₄ Canyon East of Russ school) starting on south line of Park and calling 1st stake A₀.

To the right of sta A₆.

Lawther Level) 9/2/87 (Miller Rod)

Sta	+	HI	-	Elev.
TP				139.82
	4.93	151.75		
A. 8			3.20	148.55
TP			0.10	151.65
	11.22	162.87		
A8+20	1.60			164.47
		C LINE of A.		
BM				128.61
	12.29	140.90		
C0+40			13.30	127.60
C. 1.			9.60	131.30
TP			0.09	140.81
	11.35	152.16		
C. 2.			7.70	144.46
TP			0.39	151.77
	11.11	162.88		
C. 2+50			2.90	160.09

Remarks

To right of A. 6

Lawther Level) 9/2/87 (Miller Road)

Remarks

Sta	+	HI	-	Elev
B.M				82.74
	9.11	91.85		
B.0			13.60	78.25
B.1			11.00	80.85
B.2			8.20	83.65
BM+TP			0.04	91.81
	10.79	102.60		
B.3			15.00	87.60
B.4			11.30	91.30
B.5			8.40	94.20
TP			0.22	102.38
	12.86	114.74		
B.6			15.50	99.24
B.7			7.80	106.94
TP			0.04	114.70
	12.38	127.08		
B.8			14.50	112.58
B.9			10.30	116.78
B.10			6.10	120.98
B.11. BM			2.04	125.04

Sp on Telegraph pole S.W. cor of 18th & A Sts

(2nd Canyon East of Russ school house starting with B₀ on south line of Park This Canyon starts near milk yard)

Larother) 9/3/87 Miller

Sta + HI - Elev

Remarks

B11. B.M. 125.04

12.59 137.63

B12 8.50 129.13

B13 4.80 132.83

IP 0.09 137.54

12.37 149.91

B14 12.34 137.57

B15 6.9 143.01

B16 5.00 144.91

B17 1.10 148.81

IP 0.01 149.90

12.25 162.35

B18 9.50 152.85

B19 5.20 157.15

IP 0.05 162.30

9.77 172.07

B20 9.00 163.07

B21 3.50 168.57

IP 0.09 171.98

10.48 182.46

B22 9.50 172.96

(Lawther) 9/3/87 (Miller)

Sta	+	HI	-	Elev
		182.46		
B. 23			2.80	179.66
TP			0.23	182.23
	11.51	193.74		
B. 24			6.30	187.44
TP			0.25	193.49
	11.84	205.33		
B 25			9.80	195.53
B 26			2.10	203.23
TP			0.11	205.22
	11.31	216.53		
TP			0.96	215.57
	10.83	226.40		
B 27			5.80	220.60
BM			5.26	221.14

Remarks

BM on top of stake B. 27

(Lawther) 9/3/57 (Miller)

Remarks.

Sta	+	HI	-	Elv
BM				91.81
	11.90	103.71		
a.1.			12.50	91.21
a.2			6.90	96.81
a3.T.P			0.06	103.65
	12.15	115.80		
a.4			4.60	111.20
TP			0.19	115.61
	12.10	127.71		
a.5			8.60	119.11
a.6			1.10	126.61
TP			0.12	127.59
	12.43	140.02		
a.7			6.20	133.82
TP			0.04	139.98
	10.81	150.79		
a.8			9.00	141.79
TP			0.27	150.52
	11.21	161.73		
a.9			9.00	152.73
TP			0.10	161.63

a line of B. Canyon

Lawther) 9/3/27 (Muller)

Remarks.

Sta	+	HI	-	Elev
TP				161.63
	12.46	174.09		
a. 10			5.80	168.29
TP			0.18	173.91
	10.35	184.26		
TP			0.33	183.93
	12.43	196.36		
a. 11			10.50	185.86
TP			0.10	196.26
	10.71	206.97		
a. 11+80			2.40	200.37
B.M			5.80	201.17

Lawther	9/3/27 (Miller)			
Sta	HI		Elv	
B.M.			82.74	
	9.35	92.09		
IP			9.55	82.54
	0.15	82.69		
TP			11.43	71.26
	4.51	75.77		
B.M. + IP			5.59	76.18
	6.69	76.87		
C.0.			13.60	63.27
C.1.			12.60	64.27
C.2.			8.90	67.97
C.3.			8.00	68.87
C.4.			6.10	70.77
C.5.			5.60	71.27
C.6.			4.20	72.67
C.7.			2.20	74.67
TP			0.23	76.64
	11.57	88.21		
C.8.			9.70	78.51
C.9.			3.60	84.61
C.9 B.M.			3.10	85.11

Remarks

C. or Bridge Canyon

Sp. on Telegraph pole S.W. cor of 18th & A St.Sp. on 7th Tel. pole above milk farm

Lanahan 9/3/87 (Miller)

Sta	+	HI	-	Elev
		88.21		
C. 10			7.60	80.61
C. 11			9.50	78.71
C. 12			10.30	77.91
TP			9.85	78.36
	10.28	88.64		
BM			7.82	80.82
C. 13			8.40	80.24
C. 14			6.80	81.84
C. 15			5.30	83.34
C. 16			3.60	85.04
C. 17			2.10	86.54
C. 17 BM			1.51	87.13
	8.62	95.75		
C. 18			7.80	87.95
C. 19			7.10	88.65
C. 20			6.10	89.65
C. 21			4.10	91.65
C. 22			3.60	92.15
TP			3.25	92.50
	12.36	104.86		

Remarks

on top of stake C. 12

Sp in S.W. pole East of C. 12

on top of stake

Lawther) 9/5/57 (Miller)

Remarks

Sta	+	HI	-	Elev
		106.86		
C. 23			11.10	93.76
C. 24			9.70	95.16
C. 25			9.20	95.66
C. 26			7.30	97.56
C. 27			5.30	99.56
BM+TP			4.52	100.34
	9.03	109.37		
C. 28			8.90	100.47
C. 29			4.70	104.67
C. 30			2.70	106.67
C. 31			4.50	104.87
C. 32			2.90	106.47
C. 33 BM+TP			0.81	108.56
	7.00	115.56		
C. 34			2.40	113.16
C. 35			2.80	112.76
C. 36			1.10	114.46
C. 37			3.40	112.16
TP			1.30	114.26
	8.59	122.85		

Near s 27 top of rock.

Laruthers)

9/5/57 Mitten

Remarks

Sta	t	HI		Obs
		122.85		
C. 38			7.40	115.25
C. 39			6.00	116.85
C. 40			3.50	119.35
C. 41 IP			0.00	122.85
	8.20	131.05		
C. 42			7.00	124.05
C. 43 BM			5.72	125.33
IP			6.00	125.05
	8.43	133.48		
C. 44			8.10	125.38
C. 45			8.60	124.88
C. 46 BM			6.22	127.26
C. 47			4.00	129.48
C. 48			4.80	128.68
C. 49			3.90	129.58
C. 50 IP			1.39	132.09
	8.88	140.97		
C. 51			5.50	135.47
C. 52			4.60	136.37
C. 53			3.80	137.17

Top of stake .10 above ground

Lawther 9/5/07 (Miller)

Remarks.

Sta	+	4E	-	Elev
		140.97		
C. 54			1.80	139.17
C. 55 TP			0.30	140.67
	12.14	152.81		
C. 56			10.30	142.51
C. 57 BM			5.62	147.19
TP			0.78	152.03
	10.04	142.07		
C. 58			8.20	153.87
C. 59			14.00	148.07
C. 60			13.70	148.37
C. 61 TP			12.24	149.83
	12.25	142.08		
C. 62			9.90	152.18
C. 63			9.40	152.68
BM			8.82	153.26
C. 64			8.50	153.58
C. 65			4.50	157.58
TP BM			3.78	158.30
	10.92	169.22		

on rock 1' left of stake.

on top of stake, stake .60 above ground

on top of stake 63.

on top of stake C. 65.

Lawther 9/5/07 Miller

Remarks.

Sta	+	HI	-	Elev
		169.22		
C. 66			9.90	159.32
C. 67			7.20	162.02
C. 68			6.40	162.82
C. 69			5.50	163.72
C. 70 TP			4.80	164.42
	10.12	174.54		
C. 71			9.70	164.84
C. 72			10.20	164.34
C. 73			6.70	167.84
C. 74			4.40	170.14
C. 75			2.60	171.94
C. 76			1.62	172.92
TP			0.03	174.51
	9.30	183.81		
C. 77			7.30	176.51
C. 78			5.10	178.71
C. 79			2.30	181.51
BM			9.41	174.60
C. 80			2.10	181.71
BM			1.52	182.29

B.M. at 76+40 Large stone.

on top of stake C. 80

Lawther	9/5/87	Miller	Remarks
Sta	+ HI	- Elev.	
BM		182.29	on top of stake C. 80
	8.68 190.97		
C. 81		6.90 184.07	
C. 82		5.50 185.47	
C. 83		4.50 186.47	
TP		0.19 190.78	
	7.45 198.23		
C. 84		7.00 191.23	
C. 85		3.80 194.43	
C. 85 + BM		3.18 195.05	on top of stake
	7.29 202.34		
C. 86		4.20 198.14	
C. 86 + 33.7		3.00 199.34	stake on ⁿ Boundary
BM		3.50 198.84	on large stone 10' S. of n line.

9/6/87.

Sta	+	HI	-	Elev
C17 BM				87.13
	9.90	97.03		
C20			7.40	89.63
C1			8.60	88.43
C1+40			6.10	90.93
BM TTP			0.31	96.72
	10.33	107.05		
C2.			9.50	97.55
TP			0.07	106.98
	12.43	119.41		
C3			12.80	106.61
C4			5.00	114.41
TP			0.59	118.82
	11.50	130.32		
C5			9.30	121.02
C6			2.10	128.22
TP			0.73	129.59
	11.63	141.27		
C7			6.10	135.17
TP			0.65	140.62
	11.00	151.62		

Remarks

C20 = C0.

9/6/87

Sta	+	HI	-	Elev
		151.62		
C. 8			9.80	141.82
C. 9			4.60	147.02
TP			1.71	149.91
	10.80	160.71		
C. 10			2.20	154.51
TP			0.28	160.43
	11.73	172.16		
C. 11			9.40	162.76
C. 12			2.00	170.16
TP			0.54	171.62
	11.43	183.05		
C. 13			7.60	175.45
TP			0.93	182.12
	11.78	193.90		
C. 14			11.60	182.30
C. 15			3.30	190.60
TP			0.09	193.81
	11.41	205.22		
C. 16			1.30	203.92
TP			0.15	205.07

9/6/87

Sta	+	HI	-	Elev
TP				205.07
	11.73	216.80		
TP			0.14	216.66
	12.26	228.92		
C.17			7.30	221.62
B.M.			6.73	222.19

a. b.r.d. Canyons run by Mr. Kullip.

in top of stake 0.17 at head of canyon.

Lauthen 9/7/87 Mitten

Sta	+	HI	-	ELEV
-----	---	----	---	------

Remarks.

e of 0 line

C. 33				108.56
	8.49	117.05		
e. 1			10.50	106.55
IP			0.21	116.84
	11.91	128.75		
e. 2			8.40	120.35
TP			0.05	128.70
	10.68	139.38		
e. 3			8.60	130.78
IP			0.18	139.20
	12.45	151.65		
e. 4			7.40	144.25
IP			0.27	151.38
	11.84	163.22		
IP			0.27	162.95
	11.60	174.55		
e. 5			9.80	164.75
TP			0.01	174.54
	11.81	186.35		
e. 6			11.30	175.05
TP			0.08	196.27

C. 33 = e.o.

Lawther

9/7/02

Miller

Remarks

Sta	+	HI	-	Elv
TP				186.27
	11.51	197.78		
e.7			10.90	186.88
TP			0.09	197.69
	9.65	207.34		
e.8			8.40	198.94
TP			0.08	207.26
	11.40	218.66		
e.9			2.70	215.96
TP			0.33	218.33
	12.38	230.71		
TP			0.21	230.50
	11.77	242.27		
e.10			6.90	235.57
TP			0.34	241.93
	11.09	253.02		
TP			0.23	252.79
	9.62	262.31		
e.11			6.60	255.71
BM			6.11	256.20

e. canyon of C. line

(on top of e. 11 stake.)

Lawther 9/7/87 Miller

Remarks

Sta + HI - Elev

f. line of C canyon.

C. 46 BM				127.26
	5.88	136.14		
C. 45.			11.30	124.84
f. 1.			11.40	124.74
TP			0.11	136.03
	12.39	148.42		
f. 2			12.60	135.82
TP			0.09	148.33
	11.92	160.25		
f. 3.			9.50	150.75
TP			0.04	160.21
	11.09	171.30		
f. 4			8.40	162.90
TP			0.10	171.20
	11.43	182.63		
f. 5.			7.80	174.83
TP			0.04	182.59
	12.38	194.97		
f. 6			6.70	188.27
TP			0.09	194.88
	12.01	206.89		

C. 46 = f.o.

Lawther. 9/1/27. (Miller)

Remarks.

Sta	+	HI	-	Elev
		206.89		
f.7	1.20			208.09
f.8+77				222.80
E. Line of C. Canyon				
C. 46 BM				127.26
	11.54	138.80		
S. 1.			5.80	133.50
S. 2			7.60	131.20
S. 3.			4.70	134.10
S. 4			2.20	136.40
TP			0.08	138.72
	9.21	147.93		
S. 5			7.90	140.03
S. 5 BM			7.40	140.53
S. 6.			6.20	141.73
TP			0.01	147.92
	7.92	155.84		
S. 7			12.90	143.14

†
(Elev of f.8+77 taken from BM at e.11.)

on top of stake.

Lauther 9/7/87 Miller

Remarks.

Sta	+	HI	-	Elev.
		155.84		
8.8			9.50	146.34
8.9			6.12	149.74
8.9 BM			5.62	150.22
TP			0.62	155.22
	7.37	162.59		
8.10			10.90	151.69
8.11			7.90	154.69
8.12			3.50	159.09
TP			0.70	161.89
	11.15	173.04		
8.13			12.10	160.94
8.14			11.30	161.74
8.15			8.30	164.74
8.16			5.60	167.44
8.17			4.40	168.64
TP			1.34	171.70
	10.71	182.41		
8.18			12.45	169.96
BM			10.37	172.04
8.19			9.40	173.01

Top of stake.

B.M. 7' W. of sta. ^{8.18} on a rock

Sta	9/7/27		Elev.	Remarks
	+	HI		
		182.51		
8.20			4.40 178.01	
BM			4.10 178.31	
8.21			2.10 180.31	
B.M. I.P.			0.21 182.20	
	12.25	9/8/27 194.45		
8.22			11.00 183.45	
8.23			8.90 185.55	
8.24			3.60 190.85	
8.25			3.80 190.65	
TP			0.11 194.34	
	10.22	204.56		
8.26			11.10 193.46	
8.27			9.50 195.06	
8.28			7.10 197.46	
8.29			4.80 199.76	
8.30			3.70 200.86	
TP			2.09 202.47	
	11.76	214.23		
8.31			11.90 202.33	
8.32			9.90 204.33	

on top of stake 8.20.

Lawther

9/26/07

Mittler

Remarks

Sta	+	HI	-	Elev
		214.23		
8.33			7.70	206.53
8.34			4.10	210.13
8.35			0.80	213.43
TP			0.41	213.82
	11.90	225.72		
8.36			8.20	217.52
BM			7.78	217.94
8.37			5.10	220.62
BM			4.70	221.02
8.38			1.50	224.22
TP			0.02	225.70
	11.29	236.99		
8.39			12.80	224.19
8.40			9.60	227.39
8.41			6.30	230.69
8.42			4.60	232.39
8.43			2.60	234.39
TP			0.53	236.46
	9.98	246.44		
8.44			8.70	237.74

on top of stake 8.36

" " " " 8.37

" " " " 8

Lawther		9/8/07		Mittler		Remarks
Sta	+	HI	-	Elev.		
		246.44				
8.45			5.90	240.54		
8.46			3.10	243.34		
BM IP			2.70	243.74		on top of stake 8.46
	10.81	254.55				
8.47			9.80	244.75		
8.48			5.00	249.55		
IP			0.17	251.38		
	9.49	263.57				
8.49			9.20	254.67		
8.50			7.50	256.37		
8.51			3.30	260.57		
851+17.8			2.80	261.07		on N. Boundary.
BM			2.27	261.60		on top of stake 8.51+17.8

Lawther 9/8/87 Miller
Sta + HI - Elev

Remarks.

B.M. 3.5				140.53
	10.09	150.62		
a.0			13.4	137.22
a.0+40			6.9	143.72
TP			0.20	150.45
	11.21	161.66		
a.1			8.00	153.66
TP			0.23	161.23
	11.30	172.53		
a.2			1.10	171.43
TP			0.18	172.55
	11.93	184.28		
TP			0.05	184.23
	12.02	196.25		
TP			0.12	196.13
	12.35	208.48		
a.3			10.00	198.48
TP			0.19	208.29
	11.50	219.79		
TP			0.01	219.78
	9.85	229.63		

on stake

on 8th line. oppo mouth of canyon
Mouth of Canyon

Lawther 9/9/27 Miller

Remarks

Sta	+	HI	-	Elev
		217.88		
TP			0.01	217.87
	11.42	229.29		
8.3			11.20	218.09
TP			0.15	229.14
	10.82	239.96		
63+50			11.46	228.52
TP			0.10	239.86
	8.85	248.71		
63+94			3.70	245.01
		e' of 8' line		
8.9 BM				150.22
	9.49	159.71		
88+75			12.50	147.21
88+50			7.30	152.41
0.1. TP			1.20	158.51
	10.22	168.73		
0.2.			2.00	166.73
TP			0.11	168.62
	11.39	180.01		
0.3			3.70	176.31

88+75 = e'o

Lawther 9/9/87 Miller
 Sta + HI - Elev

Sta	+	HI	-	Elev
		180.01		
TP			0.02	179.99
	11.19	191.18		
c.4.			4.50	186.68
TP			0.09	191.09
	11.51	202.60		
c.5			4.30	198.30
c.5+50.			1.60	201.00
TP			0.12	202.48
	11.88	214.36		
c.6.			0.90	213.46
TP			0.20	215.16
	11.21	225.37		
c.6+50.			6.70	218.67
TP			0.00	225.37
	11.38	236.75		
c.7.			6.40	230.35
TP			0.19	236.56
	9.89	246.45		
c.7+40.			6.20	240.25

Remarks

on top of stake.

(Lauther) 9/10/87 (Miller)

Sta	+	HI	-	Elev.
BM				172.04
	9.33	181.37		
d'0+60			9.00	172.37
d'1.			2.50	178.87
TP			0.02	181.35
	10.99	192.34		
d'1+40			8.70	183.64
TP			0.38	191.96
	11.51	203.47		
d'2			11.00	192.47
d'2+50			3.00	200.47
TP			0.09	203.38
	11.54	214.92		
d'3.			7.40	207.52
TP			0.02	214.90
	11.61	226.51		
TP			0.14	226.37
	9.15	235.52		
d'3+60			7.00	228.52

(Remarks)

(d' of g Canyon)

7' W of g 18 on rock

g. 16 = d'o.

North Canyon

Laruther 9/10/87 Miller

Sta + HI - Elev

B.M.				172.04
	11.10	183.14		
e'270			4.10	179.04
e'1.			1.40	181.74
TP			0.01	183.13
	11.70	194.83		
e'2.			2.90	191.93
TP			0.10	194.73
	12.49	207.22		
e'2450			11.60	195.62
e'3.			6.00	201.22
TP			0.01	207.21
	10.60	217.81		
e'3460			13.00	204.81
e'4			7.20	210.61
TP			0.41	217.40
	10.89	228.29		
e'4400			11.20	217.09
TP			0.12	228.17
	11.67	239.84		
e'5			13.60	226.24

Remarks.

48

e' of g' Canyon

f' of e' 18' on rock

mouth of canyon

Lawther 9/10/87 (Miller)

Sta	+	HI	-	Elev.
		239.84		
TP			0.12	239.72
	10.90	250.62		
15760			13.60	237.02
66			10.00	240.62
TP			0.58	250.04
	7.00	257.04		
67			4.50	252.54
		f' of 8' Line		
BM				182.20
	9.46	191.66		
f' 170			8.20	183.46
f' 1.			6.00	185.66
TP			0.10	191.54
	12.37	203.91		
f' 150			10.80	193.11
TP			1.68	202.23
	11.12	213.35		
f' 2.			11.20	202.15
TP			0.01	213.34
	12.41	225.75		

Remarks)

Mar 21 march

f' = 8' 20

(Lawther) 9/10/87 (Miller)

Sta	+	HI	-	Elev.
		225.75		
f'2+50			15.20	210.55
f'3			6.40	219.85
TP			0.09	225.66
	12.25	237.91		
f'3+50			7.50	230.91
TP			0.01	237.90
	11.45	249.35		
f'4			9.20	240.15
TP			0.81	248.54
	6.50	255.04		
f'4+70			4.70	250.34
		(8' line of 8.)		
BM				182.20
	12.25	194.45		
TP			0.10	194.35
	11.38	205.73		
g'1			3.00	202.73
TP			0.01	205.72
	12.41	218.13		
g'2			4.60	213.53

Mar 521 on road
(g'24 = g'0.)

Lawther) 9/12/87 (Miller)

Sta	+	H.I	-	Elev
-----	---	-----	---	------

Remarks
(8' of line)

		218.13		
TP			0.11	218.02
	11.78	229.80		
8 ³			4.20	225.60
TP			0.20	229.60
	12.51	262.11		
8 ³ +50			9.10	253.01
TP			0.00	242.11
	11.57	253.68		
8 ⁴			12.70	240.98
TP			1.88	251.80
	12.20	264.05		
8 ⁴ +50			18.90	248.15
8 ⁵			6.90	257.15
TP			0.57	263.48
	6.81	270.29		
8 ⁶			4.50	265.79
BM			3.99	266.30

Diagram of Switzer Canyon
and
Branches.



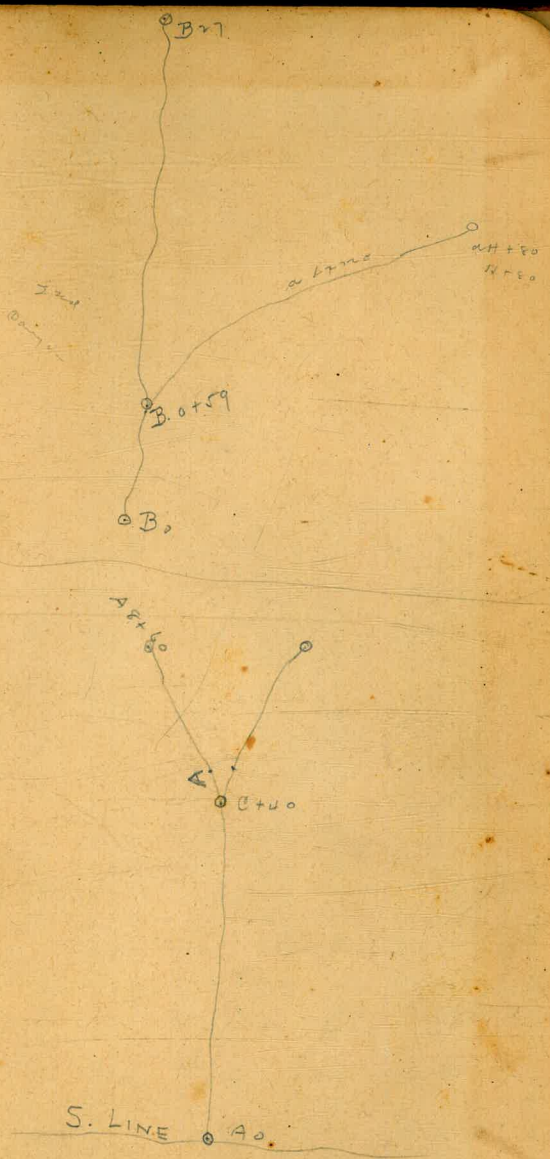
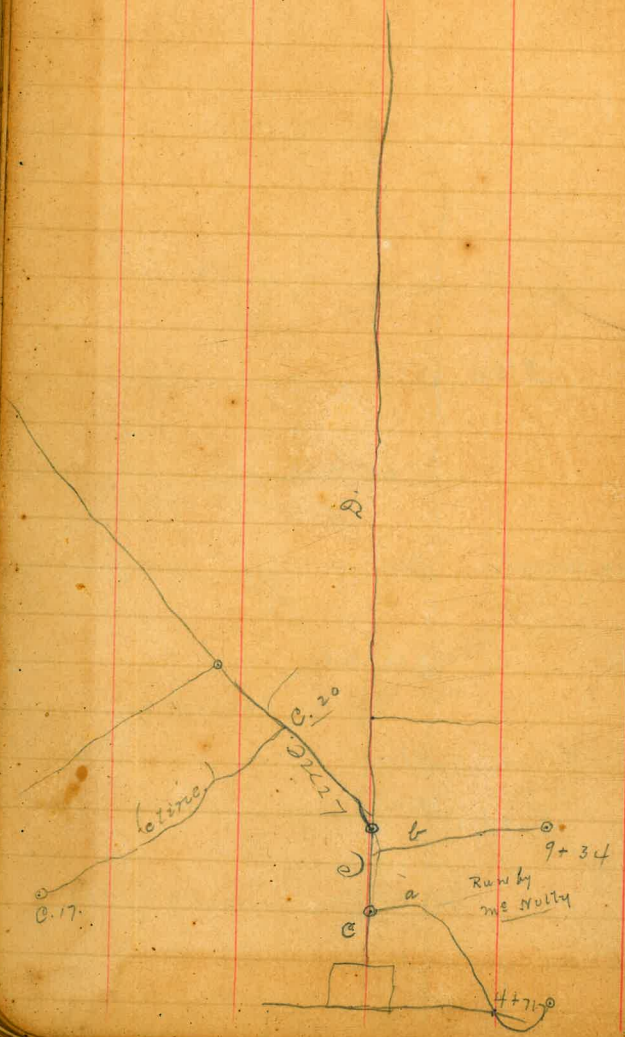


Diagram of G line and
Branches. 52



Sta + HI - Elex



Ba O

Sta

7.4
 A. L. 1901
 242.91
 115.80
 19.12
 97.40
 17.59.24532
 11. B.M.
 19048
 0.15
 12.89
 26
 17.00
 274.53
 90.0
 4.31
 102
 800
 117
 270.53
 1700
 600
 250
 440.27 0.13
 1.41
 271.50
 A. U. 2
 A. U. + 50
 10.3
 201.2
 267.4
 H. 2
 776.58

TRAVERSE TABLE FOR TRANSIT BOOK,
 From 1° to 90° for a distance of 100.

Degrees.	DEGREES.		¼ DEGREE.		½ DEGREE.		¾ DEGREE.		Degrees.
	Lat.	Dep.	Lat.	Dep.	Lat.	Dep.	Lat.	Dep.	
0			100.00	0.44	100.00	0.87	99.99	1.31	88
1	99.98	1.75	99.98	2.18	99.97	2.62	99.95	3.05	87
2	99.94	3.49	99.92	3.93	99.91	4.36	99.88	4.80	86
3	99.86	5.23	99.84	5.67	99.81	6.10	99.79	6.54	85
4	99.76	6.98	99.73	7.41	99.69	7.85	99.66	8.28	84
5	99.62	8.72	99.58	9.15	99.54	9.58	99.50	10.02	83
6	99.45	10.45	99.41	10.89	99.36	11.32	99.31	11.75	82
7	99.25	12.19	99.20	12.62	99.14	13.05	99.09	13.49	81
8	99.03	13.92	98.97	14.35	98.90	14.78	98.84	15.21	80
9	98.77	15.64	98.70	16.07	98.63	16.50	98.56	16.93	79
10	98.48	17.36	98.40	17.79	98.33	18.22	98.25	18.65	78
11	98.16	19.08	98.08	19.51	97.99	19.94	97.90	20.36	77
12	97.81	20.79	97.72	21.22	97.68	21.64	97.53	22.07	76
13	97.44	22.50	97.34	22.92	97.24	23.34	97.13	23.77	75
14	97.03	24.19	96.92	24.62	96.81	25.04	96.70	25.46	74
15	96.59	25.88	96.48	26.30	96.36	26.72	96.25	27.14	73
16	96.13	27.56	96.00	27.98	95.88	28.40	95.76	28.52	72
17	95.63	29.24	95.50	29.65	95.37	30.07	95.24	30.49	71
18	95.11	30.90	94.97	31.32	94.83	31.73	94.69	32.14	70
19	94.55	32.56	94.41	32.97	94.26	33.38	94.12	33.79	69
20	93.97	34.20	93.82	34.61	93.67	35.02	93.51	35.43	68
21	93.36	35.84	93.20	36.24	93.04	36.65	92.88	37.06	67
22	92.72	37.46	92.55	37.86	92.39	38.27	92.22	38.67	66
23	92.05	39.07	91.88	39.47	91.71	39.87	91.53	40.27	65
24	91.35	40.67	91.18	41.07	91.00	41.47	90.81	41.87	64
25	90.63	42.26	90.45	42.66	90.26	43.05	90.07	43.44	63
26	89.88	43.84	89.69	44.23	89.49	44.62	89.30	45.01	62
27	89.10	45.40	88.90	45.79	88.70	46.17	88.50	46.56	61
28	88.29	46.95	88.09	47.33	87.88	47.72	87.67	48.10	60
29	87.46	48.48	87.25	48.86	87.04	49.24	86.82	49.62	59
30	86.60	50.00	86.38	50.38	86.16	50.75	85.94	51.13	58
31	85.72	51.50	85.49	51.88	85.26	52.25	85.04	52.62	57
32	84.80	52.99	84.57	53.36	84.84	53.73	84.10	54.10	56
33	83.87	54.46	83.63	54.83	83.89	55.19	83.15	55.56	55
34	82.90	55.92	82.66	56.28	82.41	56.64	82.16	57.00	54
35	81.92	57.36	81.66	57.71	81.41	58.07	81.16	58.42	53
36	80.90	58.78	80.64	59.13	80.39	59.48	80.13	59.83	52
37	79.86	60.18	79.60	60.53	79.34	60.88	79.07	61.22	51
38	78.80	61.57	78.53	61.91	78.26	62.25	77.99	62.59	50
39	77.71	62.93	77.44	63.27	77.16	63.61	76.88	63.94	49
40	76.60	64.28	76.32	64.61	76.04	64.94	75.76	65.28	48
41	75.47	65.61	75.18	65.93	74.90	66.26	74.61	66.59	47
42	74.31	66.91	74.02	67.24	73.73	67.56	73.43	67.88	46
43	73.14	68.20	72.84	68.52	72.54	68.84	72.24	69.15	45
44	71.93	69.47	71.63	69.78	71.33	70.09	71.02	70.40	44
45	70.71	70.71							43

Published by Edward Denny & Co., Stationers, Drawing Materials,
 Mathematical Instruments, Etc., San Francisco.