

SEYVERACE
GRADES
17TH, 24TH MI, N.S. S.

653

9

TRANSIT

F.B. 653

Book 14

1

Street	Location	Page
16 St	S of S St	1
16 St	E of 16th	2
17th St	W to N St	3
N St	E of 17th	4--8
24th St	N of N	8--17

16th Sect 7

Sta	Elev	Lead		
0	21.54	13.50	8.04	8'1"
+10	21.41	13.52	8.29	8'3 $\frac{1}{2}$ "
+20	21.91	13.54	8.37	8'4 $\frac{1}{2}$ "
+30	22.06	13.55	8.51	8'6"
+40	22.05	13.57	8.48	8'6 $\frac{3}{4}$ "
+50	22.72	13.59	8.53	8'6 $\frac{3}{4}$ "
+60	21.45	13.61	8.24	8'2 $\frac{1}{4}$ "
+75	21.39	13.70	7.69	7'8 $\frac{1}{4}$ "
1	20.92	13.74	7.19	7'2 $\frac{1}{4}$ "
+25	20.41	13.78	6.63	6'7 $\frac{1}{4}$ "
+50	19.46	13.82	6.04	6'0 $\frac{1}{2}$ "
+75	19.36	13.86	5.50	5'6"
2	18.93	13.90	5.03	5'0 $\frac{3}{4}$ "
+25	19.41	13.94	4.47	4'5 $\frac{1}{2}$ "
+50	17.78	13.98	3.80	3'9 $\frac{1}{4}$ "
+75	17.40	14.02	3.38	3'4 $\frac{3}{4}$ "
3	17.16	14.06	3.10	3'1 $\frac{1}{4}$ "
+25	16.50	14.10	2.70	2'8 $\frac{3}{4}$ "
+40	16.66	14.12	2.54	2'6 $\frac{1}{2}$ "
+57	16.63	14.14	2.49	2'5 $\frac{3}{4}$ "
+60	16.02	14.16	1.86	1'10 $\frac{3}{4}$ "

15.51

17 PT 16th St
 622+16 0+75-222 M-

PC 16th to M 15.5

16th M Curve

Sta	Elev	Grade	Cut	
+70	16.83	14.18	2.15	2' 13/4
+80	16.18	14.20	1.98	1' 10 3/4 X
+90	16.06	14.27	1.79	1' 9 1/2
+100	16.22	14.34	1.88	1' 10 3/4
+110	16.53	14.42	2.13	2' 13/4
+120	16.84	14.49	2.35	3' 6 3/4
+130	17.98	14.56	3.42	4' 5"
+140	19.66	14.63	5.03	5' 1 1/2
+150	Plug gone Grade for 12'			
+152	20.82	14.72	6.10	6' 1 1/4
+177	25.24	14.90	10.34	10' 4 1/4
+182	28.62	15.08	13.54	13' 6 1/2
+197	30.23	15.26	14.97	14' 11 3/4 ✓
+212	31.41	15.44	15.97	15' 11 3/4 ✓
+227	32.63	15.61	17.02	17' 0 1/4 ✓
+241	32.89	15.65	17.24	17' 2 1/4 ✓
+252	33.02	15.73	17.29	17' 3 1/2 ✓
+263	33.24	15.81	17.43	17' 5 1/4 ✓
+274	33.34	15.89	17.45	17' 5 3/4 ✓
+285	33.65	15.97	17.64	17' 8 1/4 ✓

21.18 1/4

3+70 N2 M 31-

4+17 E I 16"

Grade 14.6
P.T. M 31- 35' W of W 2 16
mouth of Inroad

Grade 31.00 ✓
P.C. M to 17th 35' W of W 2 17+M

6+14 12x6 Y. for 17th M
6+16 N.I. 17th 31-

17th with curve

Sta	Elev	Grade	Cut		
6+36	33.56	16.04	17.52	17' 6 1/4"	✓
+47	33.57	16.12	17.39	17' 4 3/4"	✓
+58	33.55	16.20	17.35	17' 2 1/4"	✓
+69	33.25	16.28	16.97	16' 11 3/4"	✓
+80	33.15	16.36	16.79	16' 9 1/2"	✓
+91	32.97	16.44	16.53	16' 6 3/4"	✓
7+01	32.80	16.52	16.28	16' 3 3/4"	✓
+15	32.59	16.54	16.05	16' 0 3/4"	✓
+30	32.14	16.72	15.42	15' 5"	✓
+45	31.80	16.90	14.90	14' 10 3/4"	✓
+80	31.45	17.08	14.37	14' 4 1/2"	✓
+105	31.30	17.26	14.04	14' 0 1/2"	✓
+80	31.28	17.44	13.84	13' 10 3/4"	✓
+55	31.28	17.62	13.66	13' 5"	✓
+80	30.86	17.80	13.06	13' 0 3/4"	✓
9+05	29.74	17.98	11.76	11' 9 1/2"	✓
+30	28.93	18.16	10.77	10' 9 1/4"	✓
+35	28.80	18.19	10.61	10' 7 3/8"	✓
+45	28.56	18.27	10.29	10' 3 1/2"	✓
+55	28.15	18.34	9.91	9' 9 3/4"	✓
+65	27.39	18.41	8.98	8' 11 1/2"	✓

+ 6+40 SZ, MS1-
6+70 Y Lateral 45' W of old boundary
40' x 40' corner

P.T. 17th S1 - 35' S of SZM

5+51
1+14
6+99

P.C. 17th S1

Curve 17th to N

Sta	Elv	Lead	ent-	
9+73	26.76	18.48	8.28	4' 3 ³ / ₈
+78	23.20	18.55	6.75	6' 9
+95	24.40	18.62	5.78	5' 9 ³ / ₈
10+05	23.37	18.70	4.67	4' 8
+15	22.91	18.77	4.14	4' 1 ⁵ / ₈
+25	22.39	18.84	3.55	3' 6 ³ / ₈
+35	22.39	18.91	3.48	3' 4 ⁵ / ₈
+45	22.12	18.98	3.14	3' 1 ⁵ / ₈
+47	22.05	19.00	3.05	3' 0 ⁵ / ₈ ✓
+62	22.11	19.13	2.98	2' 11 ³ / ₈
+87	22.37	19.34	3.03	3' 0 ³ / ₈ ✓
11+12	23.17	19.56	3.61	3' 7 ³ / ₈ ✗
+37	23.72	19.77	3.95	3' 11 ³ / ₈ ✓
+62	24.23	19.99	4.24	4' 2 ⁷ / ₈ ✓
+87	24.56	20.20	4.36	4' 4 ³ / ₈
12+12	24.99	20.42	4.47	4' 5 ⁵ / ₈
+37	25.58	20.59	4.99	4' 11 ⁷ / ₈
+52	26.00	20.76	5.24	5' 2 ¹ / ₈
+72	26.24	20.93	5.31	5' 3 ³ / ₈
+92	26.49	21.10	5.39	5' 4 ³ / ₈

7185/150

551/150

9+70 N.Z. N. 61- ✗

10+12 C.I. 17th

P.J. N. 85' Cds 17- 31 ✓

Patrol 12" pipe 12+32
 many Hole
 Count to 12+17 for 12" Pipe
 26.00 net

18th 81-
 C.I. 18th 81-
 C.I. 10

N 21 - E of 17th

Sta	Elev	Grade	Cur		
13+17	26.39	21.32	5.07	6' 1/2	
+42	26.34	21.53	4.81	4' 9 3/4	
+67	26.25	21.74	4.51	4' 6 1/2	
+92	26.27	21.96	4.31	4' 3 3/4	
14+17	26.71	22.17	4.54	4' 6 1/2	
+42	27.42	22.39	5.03	5' 0 3/4	
+67	27.64	22.60	5.04	5' 0 1/2	
+92	27.88	22.82	5.06	5' 0 3/4	
15+12	28.00	22.99	5.01	5' 0 1/2	
+32	27.98	23.16	4.82	4' 9 1/4	
+52	28.38	23.33	5.05	5' 0 3/4	
+72	28.86	23.60	5.26	6' 4 3/4	X
+97	29.44	24.04	5.40	6' 10 3/4	
16+22	31.03	24.57	6.46	6' 5 3/4	
+47	29.88	25.11	4.77	4' 9 1/4	✓
+72	30.64	25.64	5.00	5' 0	✓
+97	31.44	26.18	5.26	5' 3 1/2	✓
17+22	32.25	26.71	5.54	5' 6 1/2	✓
+47	32.91	27.25	5.66	5' 8 1/2	✓
+72	33.42	27.79	5.63	5' 7 1/2	✓

1.558
D 1

N 2 19th E1 - Grade 28.5 ✓
Elev

19 S1

O 2 19th E1

From this station 16+47 to 18+77
skipped land in May

N 2 20th E1 - Grade 34.5 ✓

N 21° E of 17

Sta	Elv	Inad	ans	
17+92	33.73	28.21	5.52	5' 6 1/4 ✓
18+12	34.35	28.64	5.71	5' 8 1/2 ✓
+82	34.52	29.07	5.45	5' 5 3/8 ✓
+52	34.85	29.50	5.35	5' 4 1/4 ✗
+77	35.66	30.35	5.31	5' 3 3/4 ✗
19+02	39.36	31.20	8.16	8' 1 7/8
+27	41.62	32.04	9.54	9' 7
+52	42.55	32.89	9.69	9' 8 1/4
+77	42.94	33.74	9.20	9' 2 1/4
20+02	43.00	34.59	8.41	8' 4 1/2
+27	42.35	35.44	6.91	6' 10 1/2
+52	41.54	36.29	5.25	5' 3"
+72	42.89	36.96	5.93	5' 11 1/2
+92	43.58	37.64	5.94	5' 1 1/4
21+12	44.58	38.32	6.26	6' 3 1/4
+82	46.46	39.00	7.46	7' 5 1/2 ✗
+57	47.14	39.36	7.78	7' 9 3/4
+82	47.35	39.71	7.64	7' 7 3/4
22+07	47.45	40.07	7.38	7' 4 3/4
+32	47.69	40.43	7.16	7' 1 1/4

339281104

14250
111

20 St

E 2 20 # St

Miss. Plug is

W. Line 21st St. Inad 42.5 - V 9700

20 + 10 8+6 In

21st StE. Line 21st St.

N. St. East of 17th

Sta	Elev	Grade	Cut	
22+67	47.30	41.79	6.51	6' 6 ¹ / ₈
+82	47.13	41.14	5.99	5' 11 ¹ / ₈
23+07	47.29	41.50	5.79	5' 9 ¹ / ₂
+82	47.47	41.86	5.61	5' 7 ³ / ₈
+52	47.86	42.14	5.72	5' 8 ³ / ₈
+72	48.36	42.43	5.93	5' 11 ¹ / ₈
+92	48.19	42.71	5.48	5' 4 ³ / ₄
24+12	48.04	43.00	5.04	5' 0 ¹ / ₂
+87	49.50	43.14	6.36	6' 4 ³ / ₈
+62	49.70	43.27	6.43	6' 5 ¹ / ₈
+87	50.16	43.41	6.75	6' 9
25+12	50.61	43.55	7.06	7' 0 ³ / ₄
+87	50.85	43.69	7.16	7' 1 ³ / ₄
+62	51.25	43.82	7.43	7' 5 ¹ / ₈
+87	50.74	43.96	6.78	6' 9 ³ / ₈
26+12	50.27	44.10	6.17	6' 2
+87	49.43	44.23	5.20	5' 3 ³ / ₈
+62	47.70	44.37	3.33	3' 4
+87	47.81	44.51	3.30	3' 3 ⁵ / ₈
27+12	47.94	44.64	3.30	3' 3 ⁵ / ₈

48554

166475

W. Line 22nd St. 48.0 ✓

23rd St.

E. Line 22nd St.

W. St. E. of 17th

Sta	Elev	Grade	Lev			
27+37	48.51	44.78	3.73	3' 8 ³ / ₄	67.79 100	
+62	49.24	44.91	4.33	4' 4		
+87	49.62	45.00	4.62	4' 7 ¹ / ₂		
27+97	49.92	45.05	4.87	4' 10 ¹ / ₂		
28+11	50.48	45.12	5.36	5' 4 ³ / ₄		
+25	48.79	45.19	3.60	3' 7 ¹ / ₄		
+39	47.97	45.26	2.71	2' 9 ¹ / ₂		
+53	48.18	45.33	2.85	2' 10 ¹ / ₄		
+67	49.07	45.40	3.67	3' 8		
+82	49.08	45.48	3.60	3' 7 ¹ / ₄		
					5 100	
29+07	49.46	45.60	3.86	3' 10 ³ / ₄	15.224 100	
+32	49.95	45.54	4.41	4' 1 ³ / ₄		
+57	50.27	46.23	4.04	4' 0 ¹ / ₂		
+82	50.73	46.62	4.11	4' 1 ³ / ₄		
30+07	51.34	47.02	4.32	4' 3 ³ / ₄		
2 32	51.91	47.41	4.50	4' 6		

PC 20' W. of 24th St. S1-
 NS¹ Total length 1597 = 21-28-09
 Comm - from 28+09 for 24th St.

28x57 Y Lateral

PT 24th St. N2 N4 248-

25 ft N4 N2 N4 N4

24. # 81 - Prof N

Sta	Elev	Grade	Cut	
30+67	52.28	47.80	4.48	4' 5 3/4"
+ 82	52.56	48.19	4.37	4' 4 1/2"
31+07	52.86	48.59	4.27	4' 3/4"
+ 32	52.76	48.98	3.78	3' 9 3/4"
+ 57	55.33	49.37	5.96	5' 11 1/2"
+ 77	53.88	49.70	4.18	4' 2 1/4"
+ 97	56.67	50.04	6.63	6' 7 3/4"
32+17	58.36	50.37	7.99	7' 11 3/4"
+ 37	58.89	50.70	8.19	8' 2 1/4"
+ 62	59.26	51.12	8.14	8' 1 5/8"
+ 87	59.81	51.54	8.27	8' 3 1/4"
33+12	60.34	51.95	8.39	8' 4 3/4"
+ 37	61.06	52.37	8.69	8' 5 1/4"
+ 62	61.11	52.78	8.33	8' 4"
+ 87	62.10	53.20	8.90	8' 10 3/4"
34+12	61.87	53.62	8.25	8' 3"
437	62.22	54.04	8.18	8' 2 1/4"
+ 62	62.79	54.46	8.33	8' 4"
+ 87	62.93	54.87	8.06	8' 0 3/4"
35+12	61.42	55.29	6.13	6' 1 1/2"

1.6679
1.116

Grade below 8.40
S I M M Grade 5' 6.00 = (5' 5.50) ✓

M M

N I M M

24th St - N of N

Sta	Clear	Grade	Cont	
85+34	62.09	55.67	6.42	6' 5"
+54	62.09	56.00	6.69	6' 9"
+74	63.70	56.34	7.36	7' 4"
+94	63.15	56.67	6.48	6' 5" ³ / ₄ ✓
+114	64.74	57.10	7.74	7' 8" ³ / ₄ x
+39	66.12	58.17	7.95	7' 11" ³ / ₈
+64	67.28	59.34	7.94	7' 11" ¹ / ₂
+89	68.41	60.50	7.91	7' 10" ⁷ / ₈
37+14	69.56	61.67	7.89	7' 10" ³ / ₄
+39	70.79	62.84	7.95	7' 10" ¹ / ₄
+64	71.80	64.01	7.79	7' 9" ¹ / ₂
+89	72.82	65.17	7.65	7' 7" ⁷ / ₈
38+14	73.79	66.34	7.45	7' 5" ³ / ₈
+39	74.84	67.51	7.33	7' 4"
+64	75.91	68.68	7.23	7' 2" ³ / ₄
+89	76.68	69.84	6.84	6' 10" ¹ / ₄
39+14	77.64	71.01	6.53	6' 6" ⁷ / ₈
+34	77.77	71.95	5.82	5' 9" ⁷ / ₈
+54	78.80	72.88	5.92	5' 11"
+74	79.61	73.82	5.79	5' 9" ¹ / ₂

1.6679

+671:100

177 M - R - 69.00 62.50 ✓
 2 M -
 2 M -

82 K M - Grade 79.3 ✓
 K M - Int 78.8

24th St NW

Sta	Elev	Grade	Cut -	Cut
39+94	79.69	74.75	4.94	4' 11 1/4
40+19	81.13	75.92	5.21	5' 2 1/2
+44	82.46	77.08	5.38	5' 4 3/8
+69	82.73	78.25	4.48	4' 5 3/4
+94	83.05	79.42	3.63	3' 7 7/8
41+19	83.12	80.59	2.53	2' 6 3/8
+44	83.44	81.76	1.68	1' 8 1/8
+69	84.86	82.92	1.94	1' 11 1/4
+94	85.65	84.09	1.56	1' 6 3/4
42+19	86.39	85.26	1.13	1' 1 7/8
+44	88.38	86.43	1.95	1' 11 3/8
+69	89.22	87.59	1.63	1' 7 5/8
+94	91.51	88.76	2.75	2' 9
43+12	92.91	89.70	3.21	3' 2 1/2
+34	94.36	90.63	3.73	3' 8 3/4
+54	95.63	91.56	4.07	4' 0 7/8
+74	97.36	92.50	4.86	4' 10 1/8 x
+99	98.07	93.58	4.49	5' 5 7/8
44+24	101.59	94.67	6.92	6' 11
+44	103.74	95.75	7.99	7' 11 7/8
+74	105.27	96.83	8.44	8' 5 1/4

NJ K L

X laid.

42+99 Raiser Grade 96.50

Correction 4+6 Raiser

43+12 Y 6+6 E + W

Insp. 96.00

24th St Prof N

Sta	Clv	Grade	cm-	
44+99	106.24	97.92	8.32	8' 3 ³ / ₄
45+24	107.11	99.00	8.11	8' 1 ³ / ₈
+49	107.70	99.68	8.02	8' 0 ¹ / ₄
+74	108.68	100.37	8.31	8' 3 ³ / ₄
+99	109.20	101.05	8.15	8' 1 ⁷ / ₈
46+24	109.39	101.74	7.65	7' 7 ⁷ / ₈
+47	110.07	102.42	7.65	7' 7 ⁷ / ₈
+74	110.14	103.11	7.03	7' 0 ⁷ / ₈
+94	110.68	103.66	7.02	7' 0 ¹ / ₄
47+14	110.74	104.20	6.54	6' 6 ¹ / ₂
+34	111.25	104.75	6.50	6' 6
+54	111.57	105.30	6.27	6' 3 ¹ / ₄
+79	111.98	106.35	5.60	5' 7 ¹ / ₄
48+04	112.40	107.42	4.98	4' 11 ³ / ₄
+29	113.02	108.53	4.49	4' 5 ⁷ / ₈
+54	113.61	109.60	4.01	4' 0 ¹ / ₈
+79	114.30	110.67	3.63	3' 7 ⁷ / ₈
49+04	115.31	111.75	3.56	3' 6 ³ / ₄
+29	116.69	112.82	3.87	3' 10 ¹ / ₂
+54	117.70	113.91	3.79	3' 8 ¹ / ₂
+79	118.26	114.99	3.27	3' 3 ¹ / ₄

27389
100

41304
100

S.L. I. St. Grade 111.3 ✓
 Inset 110.8
 I. St.
 N.L. I. St.

24th St. N. of N.

Sta	Elev	Grade	cut.
50+04	120.25	116.06	4.19 4' 2 1/4"
50+29	122.14	117.14	5.00 5' 0"
+54	123.68	118.21	5.47 5' 5 7/8"
+62	124.47	119.56	5.91 5' 10 7/8"
+87	125.50	119.42	6.08 6' 1"
51+12	126.84	120.29	6.56 6' 6 3/4"
+37	127.59	121.14	6.45 6' 5 3/8"
+62	128.28	122.00	6.28 6' 3 3/8" +
+87	130.14	123.22	6.92 6' 11"
52+12	131.58	124.43	7.15 7' 1 7/8"
+37	132.51	125.65	6.86 6' 10 7/8"
+62	133.75	126.87	6.88 6' 10 7/8"
+87	135.20	128.09	7.11 7' 1 3/8"
53+12	136.18	129.30	6.88 6' 10 7/8"
+37	137.72	130.52	7.20 7' 2 3/8"
+62	138.90	131.74	7.16 7' 2"
+87	140.73	132.95	7.78 7' 9 1/8"
54+12	141.11	134.17	6.94 6' 11 1/4"
+37	142.02	135.39	6.63 6' 7 7/8"
+62	143.18	136.61	6.57 6' 6 7/8"
+75	144.22	137.24	6.98 6' 11 1/4"
+98	145.57	137.59	7.99 7' 11 7/8"

4.80 1/2

4.86 9/8

S. L. St. Grade 125.00
 Insp. 124.50

H St.

N. I. St.

S. Linn. St. Grade 144.50 ✓
 Insp. 144.00

24th St. N. of N.

Sta	Elev	Grade	Cont.
55+15	146.64	138.55	8.09 8' 1 1/2
+35	147.34	139.53	7.81 7' 9 7/8
+53	147.43	140.50	6.93 6' 11 1/8 x
+80	147.10	141.19	5.91 5' 10 7/8
56+05	148.60	141.88	6.72 6' 8 3/4
+30	149.30	142.57	6.73 6' 8 3/4
+55	149.99	143.26	6.73 6' 8 3/4
+80	151.28	143.95	7.33 7' 4
57+05	151.64	144.64	7.00 7' 0 0
+30	152.11	145.34	6.77 6' 9 1/4
+55	152.57	146.03	6.54 6' 6 1/2
+80	153.27	146.72	6.55 6' 6 7/8
58+05	153.48	147.41	6.07 6' 0 7/8
+30	153.86	148.10	5.76 5' 9 1/8
+55	155.15	148.79	6.36 6' 4 3/8
+75	155.96	149.34	6.62 6' 7 1/2
+95	156.84	149.89	6.95 6' 11 3/8
59+15	157.30	150.45	6.85 6' 10 1/4
+35	157.15	151.00	6.15 6' 1 1/2 x
+60	157.88	152.09	5.80 5' 9 1/2
+85	159.61	153.17	6.44 6' 5 1/4

2,7631,100

SL

N. L. G. Dr

J. F. M.

Grade 156.30 ✓

Insp. 155.80

F. M.

N. L. F. M.

24th St N of N St

Sta	Elev	Grade	Cut.
60+10	160.93	154.25	6.68 6' 8 1/8
+35	161.85	155.33	6.52 6' 6 1/4
+60	162.66	156.42	6.24 6' 2 7/8
+85	163.73	157.50	6.23 6' 2 3/4
+61+40	164.99	158.58	6.39 6' 4 3/4
+35	166.49	159.67	6.82 6' 9 1/8
+60	167.81	160.75	7.06 7' 0 3/4
+85	169.66	161.83	7.83 7' 10
62+10	170.68	162.92	7.76 7' 9 1/8
+35	170.89	164.00	6.89 6' 10 3/4
+55	171.25	164.22	7.03 7' 0 1/2
+75	171.89	164.43	7.46 7' 5 1/2
+95	172.20	164.65	7.55 7' 6 7/8
63+15	172.42	164.87	7.55 7' 6 7/8
+40	172.54	165.14	7.40 7' 4 7/8
+65	172.63	163.41	7.22 7' 2 5/8
+90	172.57	165.68	6.89 6' 10 3/4
64+15	169.53	165.96	3.57 3' 6 7/8
+40	168.72	166.23	2.49 2' 5 7/8
+65	171.34	166.57	4.84 4' 10 1/8
+90	173.83	166.77	7.06 7' 0 3/4

43333.100

11868
1180

S. D. of Est. Grade 170.80 ✓
Impr. 170.30

N. L. E. St

24th St. N. of N. St.

Sta	Elev	Grade	Dist.
65715	174.76	167.04	7.72 7' 8 ⁷ / ₈
+40	175.11	167.31	7.80 7' 9 ⁷ / ₈
+15	175.24	167.59	7.65 7' 7 ¹ / ₈
+90	175.45	167.86	7.59 7' 7 ¹ / ₈
66715	176.06	168.13	7.93 7' 11 ¹ / ₈
+35	175.65	168.35	7.30 7' 3 ⁷ / ₈
+55	175.83	168.56	7.27 7' 3 ¹ / ₄
+75	176.06	168.78	7.28 7' 3 ⁷ / ₈
+95	176.29	169.00	7.29 7' 3 ¹ / ₂
67720	176.97	169.42	7.55 7' 6 ⁵ / ₈
+45	177.39	169.83	7.56 7' 6 ³ / ₄
+70	178.00	170.25	7.75 7' 9
+95	178.19	170.67	7.52 7' 6 ¹ / ₄
68720	178.80	171.08	7.72 7' 8 ⁵ / ₈
+45	178.89	171.50	7.39 7' 4 ³ / ₄
+70	179.18	171.92	7.26 7' 3 ¹ / ₈
+95	179.53	172.33	7.20 7' 2 ³ / ₈
69720	179.83	173.75	7.08 7' 1
+45	180.50	173.17	7.33 7' 4
+70	180.83	173.58	7.25 7' 3
+95	181.07	174.00	7.07 7' 0 ⁷ / ₈ x

1.0560

1.6661100

S. L. D. St.

Grade 176.00 ✓

Insp. 175.50

D. St.

N. D. E. St.

Insp. 181.00 ✓

S. L. G. St.

Grade 181.50

24th St


Sta	Elev	Road	cur	
70+15	181.16	174.11	7.05	7' 0 ⁵ / ₈
+35	181.40	174.23	7.17	7' 2
+55	181.27	174.34	6.93	6' 11 ¹ / ₈
+75	181.44	174.45	6.99	6' 11 ⁷ / ₈
71	181.59	174.57	7.00	7' 00
+25	181.34	174.73	6.61	6' 7 ³ / ₈
+50	181.52	174.87	6.65	6' 7 ⁷ / ₈
+75	181.71	175.01	6.70	6' 8 ³ / ₈
72	181.34	175.15	6.19	6' 2 ¹ / ₄
+25	181.24	175.30	5.94	5' 11 ¹ / ₄
+50	181.90	175.44	6.46	6' 5 ¹ / ₂
+75	182.56	175.58	6.98	6' 11 ³ / ₄
73	182.85	175.72	7.13	7' 1 ⁷ / ₈
+25	182.75	175.86	6.89	6' 10 ³ / ₄
+55	182.85	176.00	6.85	6' 10 ¹ / ₄
Total length of pipe			45+96	

56331100


C St


N.L.C St


73+50 First lane
D.L.B St





The image shows an open notebook with two pages. The left page is ruled with a table structure consisting of 6 vertical columns and 16 horizontal rows. The right page is ruled with a grid of 16 columns and 16 rows. The number '20' is printed in the top right corner of the right page. The notebook is placed on a white surface against a dark background.



















The image shows an open notebook with two pages. The pages are cream-colored and feature light blue horizontal ruling. The left page has a red margin line on the left side and a red header line near the top. The right page has a red header line near the top. The number '39' is printed in the top right corner of the right page. The notebook is placed on a white surface against a dark background.











372



6.84
 2.3
 9.21
 3.10
 2.30
 2.30
 130
 1.08
 2.17
 5.2
 2.3
 5.7
 141.75
 11.50
 176.50
 105.02
 176.50
 4.50
 100
 314
 78.5
 27+123
 26+233
 23+37
 4996

TRAVERSE TABLE FOR TRANSIT BOOK,
 From 1° to 90° for a distance of 100.

Degrees.	DEGREES.		¼ DEGREE.		¼ DEGREE.		¼ DEGREE.		Degrees.
	Lat.	Dep.	Lat.	Dep.	Lat.	Dep.	Lat.	Dep.	
0			100.00	0.44	100.00	0.87	99.99	1.31	81
1	99.98	1.75	99.98	2.18	99.97	2.62	99.95	3.05	80
2	99.94	3.49	99.92	3.93	99.91	4.36	99.88	4.80	80
3	99.86	5.23	99.84	5.67	99.81	6.10	99.79	6.54	80
4	99.76	6.98	99.73	7.41	99.69	7.85	99.66	8.28	80
5	99.62	8.72	99.58	9.15	99.54	9.58	99.50	10.02	80
6	99.45	10.45	99.41	10.89	99.36	11.32	99.31	11.75	80
7	99.25	12.19	99.20	12.62	99.14	13.05	99.09	13.49	80
8	99.03	13.92	98.97	14.35	98.90	14.78	98.84	15.21	80
9	98.77	15.64	98.70	16.07	98.63	16.50	98.56	16.93	80
10	98.48	17.36	98.40	17.79	98.33	18.22	98.25	18.65	79
11	98.16	19.08	98.08	19.51	97.99	19.94	97.90	20.36	79
12	97.81	20.79	97.72	21.22	97.63	21.64	97.53	22.07	79
13	97.44	22.50	97.34	22.92	97.24	23.34	97.13	23.77	79
14	97.03	24.19	96.92	24.62	96.81	25.04	96.70	25.46	79
15	96.59	25.88	96.48	26.30	96.36	26.72	96.25	27.14	79
16	96.13	27.56	96.00	27.98	95.88	28.40	95.76	28.82	79
17	95.63	29.24	95.50	29.65	95.37	30.07	95.24	30.49	79
18	95.11	30.90	94.97	31.32	94.83	31.73	94.69	32.14	79
19	94.55	32.56	94.41	32.97	94.26	33.38	94.12	33.79	79
20	93.97	34.20	93.82	34.61	93.67	35.02	93.51	35.43	68
21	93.36	35.84	93.20	36.24	93.04	36.65	92.88	37.06	68
22	92.72	37.46	92.55	37.86	92.39	38.27	92.22	38.67	68
23	92.05	39.07	91.88	39.47	91.71	39.87	91.53	40.27	66
24	91.35	40.67	91.18	41.07	91.00	41.47	90.81	41.87	65
25	90.63	42.26	90.45	42.66	90.26	43.05	90.07	43.44	64
26	89.88	43.84	89.69	44.23	89.49	44.62	89.30	45.01	63
27	89.10	45.40	88.90	45.79	88.70	46.17	88.50	46.56	62
28	88.29	46.95	88.09	47.33	87.88	47.72	87.67	48.10	61
29	87.46	48.48	87.25	48.86	87.04	49.24	86.82	49.62	60
30	86.60	50.00	86.38	50.38	86.16	50.75	85.94	51.13	59
31	85.72	51.50	85.49	51.88	85.26	52.25	85.04	52.62	58
32	84.80	52.99	84.57	53.36	84.34	53.73	84.10	54.10	57
33	83.87	54.46	83.63	54.83	83.39	55.19	83.15	55.56	56
34	82.90	55.92	82.66	56.28	82.41	56.64	82.16	57.00	55
35	81.92	57.36	81.66	57.71	81.41	58.07	81.16	58.42	54
36	80.90	58.78	80.64	59.13	80.39	59.48	80.13	59.83	53
37	79.86	60.18	79.60	60.53	79.34	60.88	79.07	61.22	52
38	78.80	61.57	78.53	61.91	78.26	62.25	77.99	62.59	51
39	77.71	62.93	77.44	63.27	77.16	63.61	76.88	63.94	50
40	76.60	64.28	76.32	64.61	76.04	64.94	75.76	65.28	49
41	75.47	65.61	75.18	65.93	74.90	66.26	74.61	66.59	48
42	74.31	66.91	74.02	67.24	73.73	67.56	73.43	67.88	47
43	73.14	68.20	72.84	68.52	72.54	68.84	72.24	69.15	46
44	71.93	69.47	71.63	69.78	71.33	70.09	71.02	70.40	45
45	70.71	70.71							
Degrees.	Dep.	Lat.	Dep.	Lat.	Dep.	Lat.	Dep.	Lat.	Degrees.
	DEGREES.		¼ DEGREE.		¼ DEGREE.		¼ DEGREE.		

Published by Edward Denny & Co., Stationers, Drawing Materials,
 Mathematical Instruments, Etc., San Francisco.