

*City Sewerage.*  
*3<sup>d</sup> St Levels.*

9

TRANSIT

*F.B. 667*

667

Table showing the difference of latitude and departure in running 80 chains at any course from 1 to 60 minutes.

Minutes.	Lks.	Minutes.	Lks.	Minutes.	Lks.
1	2½	21	49	41	95½
2	4½	22	51½	42	98
3	7	23	53½	43	100½
4	9½	24	56	44	102½
5	11½	25	58½	45	105
6	14	26	60½	46	107½
7	16½	27	63	47	109½
8	18½	28	65½	48	112
9	21	29	67½	49	114½
10	23½	30	70	50	116½
11	25½	31	72½	51	119
12	28	32	74½	52	121½
13	30½	33	77	53	123½
14	32½	34	79½	54	126
15	35	35	81½	55	128½
16	37½	36	84	56	130½
17	39½	37	86½	57	133
18	42	38	88½	58	135½
19	44	39	91	59	137½
20	46½	40	93½	60	140

PUBLISHED 1864

EDWARD DENNY & CO.

DRAWING PAPER & MATERIAL, MATHEMATICAL INSTRUMENTS, ETC.  
STATIONERS AND PRINTERS.

SAN FRANCISCO, CAL.

Table for Running on Slopes.

In the following table the first column shows the angle, the second, the number of links to be added to a chain on the slopes, to make one chain, horizontal measurement.

Angle.	Cor. in links.	Angle.	Cor. in links.	Angle.	Cor. in links.	Angle.	Cor. in links.
0		0		0		0	
4	0.24	11	1.88	18	5.14	25	10.54
5	0.38	12	2.24	19	5.76	26	11.26
6	0.55	13	2.63	20	6.42	27	12.24
7	0.76	14	3.06	21	7.11	28	13.37
8	0.98	15	3.53	22	7.85	29	14.34
9	1.24	16	4.02	23	8.64	30	15.47
10	1.55	17	4.56	24	9.47	35	22.07

419

E.T.W.  
D.C. Mendenhall

7-1-87

1

Sta	+	π	-	El	B.B
BW	1.67	6.00			4.33
3+40	K8+		5.67	0.33	1.54
0			5.60	0.40	1.64
+50			5.86	0.74	
1			5.83	0.17	
+50			5.35	0.65	
2			4.99	1.01	
+50			4.67	1.33	
3			4.26	1.74	
+40	J		4.27	1.73	
0			3.59	2.41	
+50			2.86	3.14	
1			2.45	3.55	
+50			1.82	4.18	
2	X 7.44	12.44	1.00	5.00	
+50			6.53	5.91	
3			5.74	6.70	
+40	I		5.43	7.01	
0			4.86	7.58	
+50			4.34	8.10	

SW 30+ J  
NW 30+ J

*[Faint handwritten notes and scribbles]*

12

Sta	+	∫	-	El	B.B
			12.44		
1			3.97	8.47	
+50			3.27	9.17	
2			2.55	9.89	
+50 X	6.72	17.33	1.83	10.61	
3			5.98	11.95	
+40	H		5.18	12.15	
B.M			1.87	15.46	15.46
B.M			7.93	9.40	9.40
B.M	3.53	18.99		15.46	
0			6.29	12.70	
+50			5.49	13.50	
1			4.67	14.32	
+50			3.78	15.21	
2			2.86	16.13	
+50			1.86	17.13	
3 X	8.30	26.49	0.80	18.19	
+40	- G		7.80	18.69	
0			6.89	19.60	

Survey 121  
 NW 30 4 H

E.F.W.  
LCM

7-142-87

3

Sta	+	J	-	El	B.B.
		26.49			
+30			603	20.40	
1			533	21.16	
+10			4,53	21.96	
2			3,80	22.69	
+50			2,97	23.52	
3	F		2,03	24.46	
+40 X	7,18	32.07	1,60	24.89	
Bm			7,07	25.00	25.02
0			6,38	25.69	
+50			5,43	26.64	
1			4,25	27.82	
+50			3,02	29.05	
2			2,00	30.07	
+50			0,92	31.15	
Bm	3.61	43.61			40.00
3			11.41	32.20	
+40	E		11.10	32.51	
0			10.30	33.31	
+30			9.30	34.31	

NW 3 + 4

30 + 10

7-2-8)

4

Sta	+	$\pi$	-	El	B.B.
		49.61			
1			7.96	35.65	
+50			6.61	37.00	
2			5.65	37.96	
+50			4.83	38.78	
+85			4.12	39.47	
3+375	South Rail		3.28	40.33	
3+80	= 0 D		2.41	41.20	
+50			1.60	42.01	
1			1.30	42.31	
+50	X 5.54	48.05	1.10	42.51	
2			5.34	42.71	
+50			5.46	42.59	
3			5.37	42.68	
+40			5.48	42.57	
0			5.33	42.72	
+50			5.37	42.68	
1			5.17	42.88	
+50			4.71	43.34	
2			4.51	43.54	

DST

CST

Sta	+	∇	-	El	BB
		48.05			
+50			3.96	44.09	
3			3.88	44.17	
+40			3.67	44.38	
0			3.10	44.95	
+50	10.93	56.64	2.34	45.71	
1			9.91	46.73	
+50			8.07	48.57	
2			5.20	51.44	
+50	9.19	65.10	0.73	55.91	
3			6.04	59.06	
+40			4.23	60.87	
Bm	9.72	73.23	1.59	63.51	
0		56.12	11.59	61.64	
+50			10.34	62.89	
1			8.66	64.57	
+50			7.10	66.13	
2			5.40	67.83	
+50			3.67	69.56	
3			2.26	70.97	

B ST

a St  
304 a9/1  
10

Sta	+	∑	-	El	BB
		73.23			
3+40	Ash		1.10	72.13	
0	11.77	84.83	0.17	73.06	
+50			9.68	75.15	
1			7.10	77.73	
+50			4.77	80.06	
2			2.28	82.55	
X	11.63	96.28	0.18	84.65	
+50			11.75	84.53	
3			9.34	86.94	
440			7.83	88.45	
0			6.28	90.00	
+50			3.93	92.35	
1	X 11.56	106.51	1.33	94.95	
+50			8.85	97.66	
2			6.07	100.44	
+50			3.23	103.28	
3	X 8.71	114.59	0.63	105.88	
Bm			2.19	112.40	

Ash

Beck

4+ dch



Sta	+	$\pi$	-	El	BB
Blm	8.35	114.26		105.91	
3+40	Cedar		6.25	108.01	
0			4.43	109.83	
+50			3.05	111.21	
1			2.55	111.71	
+50			2.15	112.11	
2			2.66	111.60	
+50			3.20	111.06	
3			4.23	110.03	
+40	Date		3.87	110.39	
0			3.24	111.02	
50	11.83	125.65	0.44	113.82	
+50			10.62	115.03	
410			5.80	119.85	
+50	11.63	136.36	0.92	124.73	
2			7.22	129.14	
+50			3.07	133.29	
#	11.86	147.68	0.54	135.82	
3			9.94	137.74	
+40	Elm		8.42	139.26	

on pling at Sta 3 (Cedar)  
Cedar

Date

Elm

Sta	+	$\pi$	-	El	BB
		147.68	7.17	140.51	
0	Elm		7.17	140.51	
+50			4.18	143.50	
#	11.58	159.17	0.09	147.59	
1			11.36	147.81	
+50			7.50	151.67	
2			3.43	155.74	
X	11.56	170.52	0.21	158.96	
+50			10.85	159.67	
3			7.13	163.39	
+40			6.02	164.50	
0	Fir		5.59	164.93	
+50			4.28	166.24	
1			2.25	168.27	
#	11.82	181.92	0.42	170.10	
+50			11.15	170.77	
2			8.50	173.42	
+50			5.64	176.28	
3			2.86	179.06	
+40	Grape		2.05	179.87	

Fir

Grape

SLa + T - El BB

		181.92			
0	X 8.42	189.85	0.495	181.43	
Bm		189.82	6.06	183.79	183.76
+50			5.84	183.98	
1			3.70	186.12	
+50			2.36	187.46	
2			4.46	185.36	
+50			10.19	179.63	
#	0.08	177.99	11.7	177.91	
3	Hawthorn		8.93	169.06	
+40	0.17	166.60	11.56	166.43	
0			9.93	156.67	
+50	1.05	156.04	11.61	154.99	
1			2.86	153.18	
+50			4.90	151.14	
2	# 11.64	165.10	9.93	146.11	
+50			2.58	153.46	
X	10.96	175.84	4.75	160.35	
3	freq		0.22	164.88	
			9.10	166.74	

(4... Bina...)

Hawthorn



log

Situ	+	$\pi$	-	El	BB
		175.84			
B m		175.87	0.92	174.92	174.95
+40			1.81	174.06	
0	12.20	187.94	0.13	175.74	
+50			8.60	179.34	
#	11.48	199.26	0.16	187.78	
1	0		7.56	191.70	
+50	11.98	210.50	0.74	198.52	
2			7.41	203.09	
+50	8.79	217.16	2.13	208.37	
3			5.79	211.37	
+40			4.30	212.86	
0			2.37	214.79	
B m			6.19	210.97	211.0

3 + Joy center

Juniper  
49 log



Sta	+	π	-	El	BB
-----	---	---	---	----	----

1127

1349

1128

1350

1138

1139

1141

1140

1349

City Park

1149

1150

1151

1349


Sta	+	$\pi$	-	El	(Bm.)
-----	---	-------	---	----	-------

Eastern half blocks  
in S.D. Reservoir  
160 ft wide

12	
	13/14
	15/16
1	


17	18
1	24


April 9 1973






The image shows an open notebook with two pages. The left page is a ledger page with a grid of red lines. It has a header section at the top, followed by a wide column on the left, and five narrower columns of varying widths. The right page is a standard grid page with a uniform grid of red lines. The pages are cream-colored and show signs of use, including some faint pencil markings and smudges. The notebook is bound in the center, and the pages are slightly curved.





17





The image shows an open notebook with two pages. The left page is ruled with horizontal lines and has four vertical red lines creating columns. The right page is ruled with horizontal lines and has a grid pattern. The number '20' is printed in the top right corner of the right page.







The image shows an open notebook with two pages. The left page is ruled with a grid of red lines, and the right page is ruled with a grid of blue lines. The number 23 is printed in the top right corner of the right page. The pages are blank and show signs of wear, including some faint smudges and discoloration. The notebook is placed on a white surface, and the background is dark.

The image shows an open notebook with two pages. The left page is ruled with a grid and has four vertical red lines, creating five columns. The right page is ruled with a grid and has the number 24 in the top right corner. The notebook is placed on a white surface against a dark background.




The image shows a ledger page with a grid of red lines. The grid consists of 6 vertical columns and 15 horizontal rows. The columns are of varying widths, with the first column being the widest and the last being the narrowest. The page is mostly blank, with some faint, illegible markings scattered across it.

The image shows an open notebook with two pages. The left page is ruled with horizontal lines and vertical lines forming a table with 6 columns. The right page is ruled with horizontal lines and vertical lines forming a grid with 12 columns. The pages are cream-colored and appear to be blank, though there are some faint marks and smudges. The notebook is placed on a white surface, and the background is dark.

The image shows an open notebook with two pages. The left page is ruled with a grid and has a vertical margin line on the left. The right page is ruled with a grid and has the number '28' in the top right corner. The pages are cream-colored and show some signs of age and use.









The image shows an open notebook with two pages. The left page is ruled with a grid of 6 columns and 18 rows. The right page is ruled with a grid of 18 columns and 18 rows. The page number 31 is printed in the top right corner of the right page. The notebook is placed on a white surface against a black background.













The image shows an open notebook with two pages. The left page is ruled with a table structure consisting of 6 columns and 18 rows, defined by red lines. The right page is ruled with a grid structure consisting of 18 columns and 18 rows, also defined by red lines. The pages are cream-colored and show signs of use, including some faint smudges and a small blue mark on the right page. The notebook is placed on a white surface against a dark background.





The image shows an open notebook with two pages. The left page is a ledger page with a grid of 6 columns and approximately 20 rows. The right page is a standard grid page with a single column and approximately 20 rows. The pages are cream-colored and show signs of use, including some smudges and faint pencil markings.





The image shows an open notebook with two pages. The left page is ruled with a grid of 6 vertical columns and 10 horizontal rows, with two red lines near the top. The right page is ruled with a standard grid of 20 columns and 20 rows. The notebook is open to page 42, as indicated by the page number in the top right corner. There are some faint pencil marks and a small smudge near the gutter on the right page.













X Section.

East Beet 24 + 25<sup>th</sup>

—	Elev.	—	Elev.	—	Elev.
		(184.2)			
11.2	173.0	11.5	172.7	12.1	172.1
10.0	174.2	10.6	173.6	10.9	173.3
9.3	174.9	9.5	174.7	9.9	174.3
8.4	175.8	8.8	175.4	8.9	175.3
7.3	176.9	7.7	176.5	7.9	176.3
6.1	178.1	7.1	177.1	7.0	177.2
4.8	179.4	6.0	178.2	6.1	178.1
4.7	179.5	5.1	179.1	5.1	179.1
4.2	180.0	4.5	179.7	4.2	180.0
3.5	180.7	3.8	180.4	3.4	180.8
		(190.7)			
9.4	181.3	10.0	180.7	9.4	181.3
8.9	181.8	9.3	181.4	8.8	181.9
8.3	182.4	8.9	181.8	8.4	182.3
7.9	182.8	8.5	182.2	7.8	182.9
7.4	183.3	8.1	182.6	7.3	183.4
7.0	183.7	7.6	183.1	6.7	184.0
6.7	184.0	7.2	183.5	6.5	184.2
6.1	184.6	6.7	184.0	6.1	184.6
5.6	185.1	6.3	184.4	5.8	184.9
5.1	185.6	5.4	185.3	5.4	185.3

Lloyd Leonard Level 48  
 Cambridge Road  
 May 26/18-

End Area	cu ft	cu yds
20.0		
62.0	2300.	
58.0	3000.	
50.0	2700	
80.0	3250	
	3950	
78.0		
86.0	4100	
76.0	4050	
80.0	3900	
70.0	3750	
	31000	

X Section

E. St Bet 24<sup>th</sup> + 25<sup>th</sup>

	Elev		Elev		Elev
			190.7		
4.8	185.9	5.5	185.2	4.8	185.9
4.2	186.5	5.1	185.6	4.3	186.4
3.6	187.1	4.4	186.3	3.8	186.9
3.2	187.5	3.8	186.9	2.8	187.9
2.1	188.6	2.8	187.9	3.1	187.6

Rank Schuyler

49

	Ends Area	cu ft	cu yds
		31000	
5	76.0	3650	
4.50	80.0	3900	
6.0	16.0	2400	
		40950	1576.67

Excavation made by  
~~J. H.~~ Schuyler  
 on E St bet 24<sup>th</sup> + 25<sup>th</sup> Sts.

Quantities calculated by  
 J. W. Shant

Checked by

May 28<sup>th</sup> 1888

	+	I	-	C	BB
		65.88			
Bm			2.37	63.51	63.59
Bm			3.74	62.12	62.21
X	11.85	77.40	0.33	65.55	
Bmx	8.96	84.52	1.84	75.56	75.57
			0.96	83.56	83.60
X	0.59	73.15	11.96	72.56	
Bmx	0.04	62.17	11.02	62.13	62.21
A	2.73	53.19	11.71	50.46	
	3.33	49.05	7.47	45.72	
Bm			3.19	45.86	45.90
Bm			9.04	40.01	40.00

3 ♀ a cp bre

4 ♀ a cp bre


3 ♀ ash cp bre

4 ♀ ash cp bre

4 ♀ a cp the part

on ping at 5th St

4 ♀ 10 Brick base cov (dort) bre



499  
 35715  
 1.475  
 4958  
 1475  
 6.433  
 4251  
 419  
 4670  
 4670  
 4385  
 4375  
 4577  
 1156  
 57.27  
 1.35  
 4588  
 237  
 63.59  
 5592  
 996  
 5588  
 996  
 6588  
 237  
 6212  
 6351  
 6

TRAVERSE TABLE FOR TRANSIT BOOK,  
 From 1° to 90° for a distance of 100.

Degrees.	DEGREES.		¼ DEGREE.		½ DEGREE.		¾ DEGREE.		Degrees.
	Lat.	Dep.	Lat.	Dep.	Lat.	Dep.	Lat.	Dep.	
0			100.00	0.44	100.00	0.87	99.99	1.31	81
1	99.98	1.75	99.98	2.18	99.97	2.62	99.95	3.05	81
2	99.94	3.49	99.92	3.93	99.91	4.36	99.88	4.80	81
3	99.86	5.23	99.84	5.67	99.81	6.10	99.79	6.54	81
4	99.76	6.98	99.73	7.41	99.69	7.85	99.66	8.28	81
5	99.62	8.72	99.58	9.15	99.54	9.58	99.50	10.02	81
6	99.45	10.45	99.41	10.89	99.36	11.32	99.31	11.75	81
7	99.25	12.19	99.20	12.62	99.14	13.05	99.09	13.49	81
8	99.03	13.92	98.97	14.35	98.90	14.78	98.84	15.21	81
9	98.77	15.64	98.70	16.07	98.63	16.50	98.56	16.93	81
10	98.48	17.36	98.40	17.79	98.33	18.22	98.25	18.65	79
11	98.16	19.08	98.08	19.51	97.99	19.94	97.90	20.36	79
12	97.81	20.79	97.72	21.22	97.63	21.64	97.53	22.07	79
13	97.44	22.50	97.34	22.92	97.24	23.34	97.13	23.77	79
14	97.03	24.19	96.92	24.62	96.81	25.04	96.70	25.46	79
15	96.59	25.88	96.48	26.30	96.36	26.72	96.25	27.14	79
16	96.13	27.56	96.00	27.98	95.88	28.40	95.76	28.82	79
17	95.63	29.24	95.50	29.65	95.37	30.07	95.24	30.49	79
18	95.11	30.90	94.97	31.32	94.83	31.73	94.69	32.14	79
19	94.55	32.56	94.41	32.97	94.26	33.38	94.12	33.79	79
20	93.97	34.20	93.82	34.61	93.67	35.02	93.51	35.43	68
21	93.36	35.84	93.20	36.24	93.04	36.65	92.88	37.06	68
22	92.72	37.46	92.55	37.86	92.39	38.27	92.22	38.67	67
23	92.05	39.07	91.88	39.47	91.71	39.87	91.53	40.27	66
24	91.35	40.67	91.18	41.07	91.00	41.47	90.81	41.87	65
25	90.63	42.26	90.45	42.66	90.26	43.05	90.07	43.44	64
26	89.88	43.84	89.69	44.23	89.49	44.62	89.30	45.01	63
27	89.10	45.40	88.90	45.79	88.70	46.17	88.50	46.56	62
28	88.29	46.95	88.09	47.33	87.88	47.72	87.67	48.10	61
29	87.46	48.48	87.25	48.86	87.04	49.24	86.82	49.62	60
30	86.60	50.00	86.38	50.38	86.16	50.75	85.94	51.13	59
31	85.72	51.50	85.49	51.88	85.26	52.25	85.04	52.62	58
32	84.80	52.99	84.57	53.36	84.34	53.73	84.10	54.10	57
33	83.87	54.46	83.63	54.83	83.39	55.19	83.15	55.56	56
34	82.90	55.92	82.66	56.28	82.41	56.64	82.16	57.00	55
35	81.92	57.36	81.66	57.71	81.41	58.07	81.16	58.42	54
36	80.90	58.78	80.64	59.13	80.39	59.48	80.13	59.83	53
37	79.86	60.18	79.60	60.53	79.34	60.88	79.07	61.22	52
38	78.80	61.57	78.53	61.91	78.26	62.25	77.99	62.59	51
39	77.71	62.93	77.44	63.27	77.16	63.61	76.88	63.94	50
40	76.60	64.28	76.32	64.61	76.04	64.94	75.76	65.28	49
41	75.47	65.61	75.18	65.93	74.90	66.26	74.61	66.59	48
42	74.31	66.91	74.02	67.24	73.73	67.56	73.43	67.88	47
43	73.14	68.20	72.84	68.52	72.54	68.84	72.24	69.15	46
44	71.93	69.47	71.63	69.78	71.33	70.09	71.02	70.40	45
45	70.71	70.71							

2  
 dz  
 dadt  
 do +  
 2  
 28