

K. Streetand

Q

9

11

N^o 8

9

TRANSIT

F.B. 732

732

showing the difference of latitude and departure in running 80 chains at any course from 1 to 60 minutes.

Minutes.	Lks.	Minutes.	Lks.	Minutes.	Lks.
1	2½	21	49	41	95½
2	4½	22	51½	42	98
3	7	23	53½	43	100½
4	9½	24	56	44	102½
5	11½	25	58½	45	105
6	14	26	60½	46	107½
7	16½	27	63	47	109½
8	18½	28	65½	48	112
9	21	29	67½	49	114½
10	23½	30	70	50	116½
11	25½	31	72½	51	119
12	28	32	74½	52	121½
13	30½	33	77	53	123½
14	32½	34	79½	54	126
15	35	35	81½	55	128½
16	37½	36	84	56	130½
17	39½	37	86½	57	133
18	42	38	88½	58	135½
19	44½	39	91	59	137½
20	46½	40	93½	60	140

PUBLISHED BY

EDWARD DENNY & CO.
DRAWING PAPER & MATERIAL, MATHEMATICAL INSTRUMENTS, ETC.,
STATIONERS AND PRINTERS,
SAN FRANCISCO, CAL.

Table for Running on Slopes.

In the following table the first column shows the angle, the second, the number of links to be added to a chain on the slopes, to make one chain, horizontal measurement.

Angle.	Cor. in links	Angle.	Cor. in links.	Angle.	Cor. in links.	Angle.	Cor. in links.
°		°		°		°	
4	0.24	11	1.88	18	5.14	25	10.54
5	0.38	12	2.24	19	5.76	26	11.26
6	0.55	13	2.63	20	6.42	27	12.24
7	0.76	14	3.06	21	7.11	28	13.57
8	0.98	15	3.53	22	7.85	29	14.34
9	1.24	16	4.02	23	8.64	30	15.47
10	1.55	17	4.56	24	9.47	35	22.07

North South

4444 1/2
4449 1/4 + 12 1/2
4447

East West Sixth Street

~~North Street~~

114x

49+11½

48+8½ 49+9½

48+3½ 48+8½

48+12 48+3½

47+8 48+10

47+6 47+8 3-

47+3 47+6 0

47+10 47+3 1-

46+8 47+8

46+8 4

46 41½ 46+19½

46+38 East

46+36 West

45+9 6

47+8 2


47+4 2

44+17 45+13½

44+17

$$\begin{array}{r}
 4896\frac{1}{2} \\
 \underline{25} \\
 4861\frac{1}{2} \quad 60
 \end{array}$$

North South



45+99 6^m by turning East for
45+82 8^m by turning N for up

45+142

45+125

44+49

44+49

~~44+47~~

51
101
836

4512
50
4462
47
15

3

Ch Street
6^m Street

6th running South

West East

48+35 1/2

48+32 1/2

48+12

48+10

48+87

47+85

47+62

47+50

47+37

47+35

47+10

47+8

46+84

46+84

46+61 1/2

46+59 1/2

46+38

46+38

Property Line of

6th 12th K 11 - and S

C[#] street

5

West East

49+98
49+91 Property line
49+49
49+49 - 6^m spanning south
49+112
49+92
48+86
48+84
48+60
48+58

Corner 6th to Street
after continuation of 1/6th sheet
a cross 1/6th sheet

L Street Running East

North South

51x66

51x41

51+17 1/2

50+98

50+66

50+41

50x18


49x99

49x91


on property within one foot of E + L street


51+95 - End of 24" pipe on L street


the same North of




7

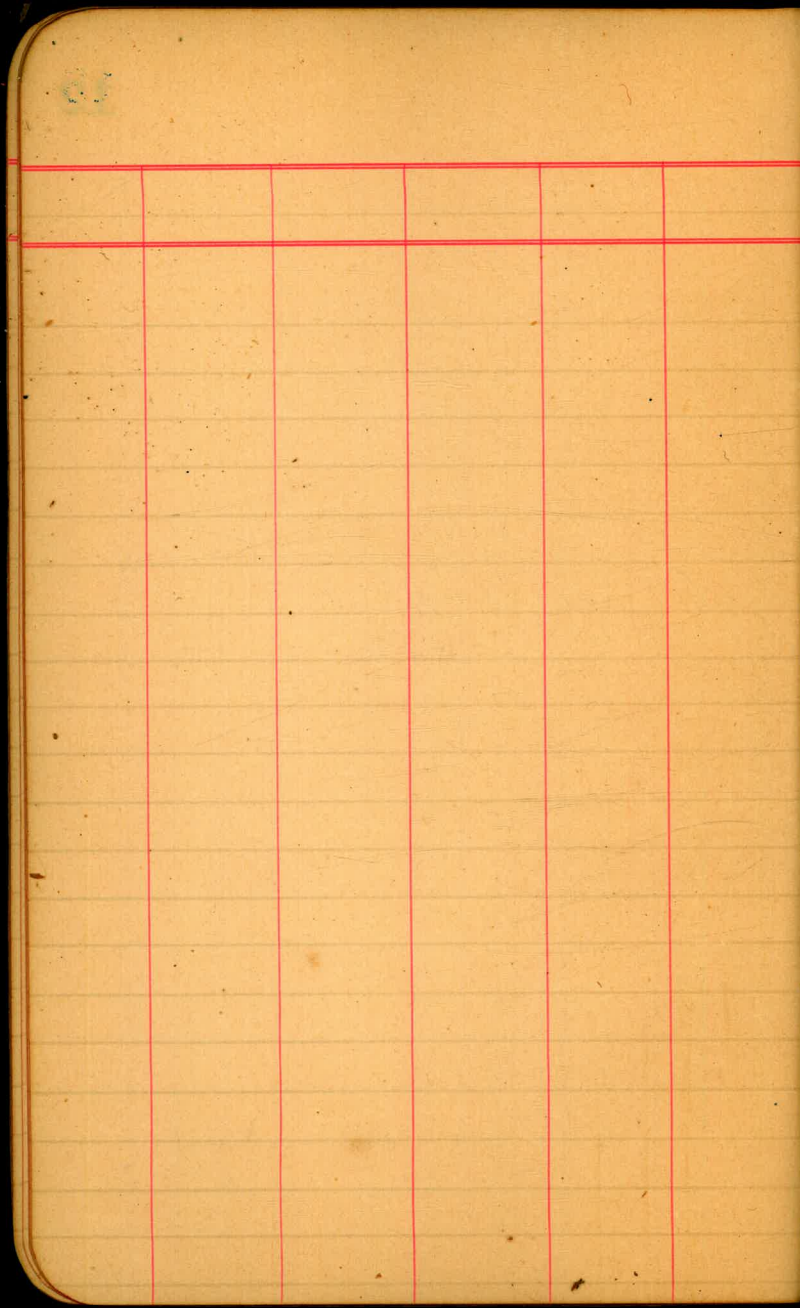




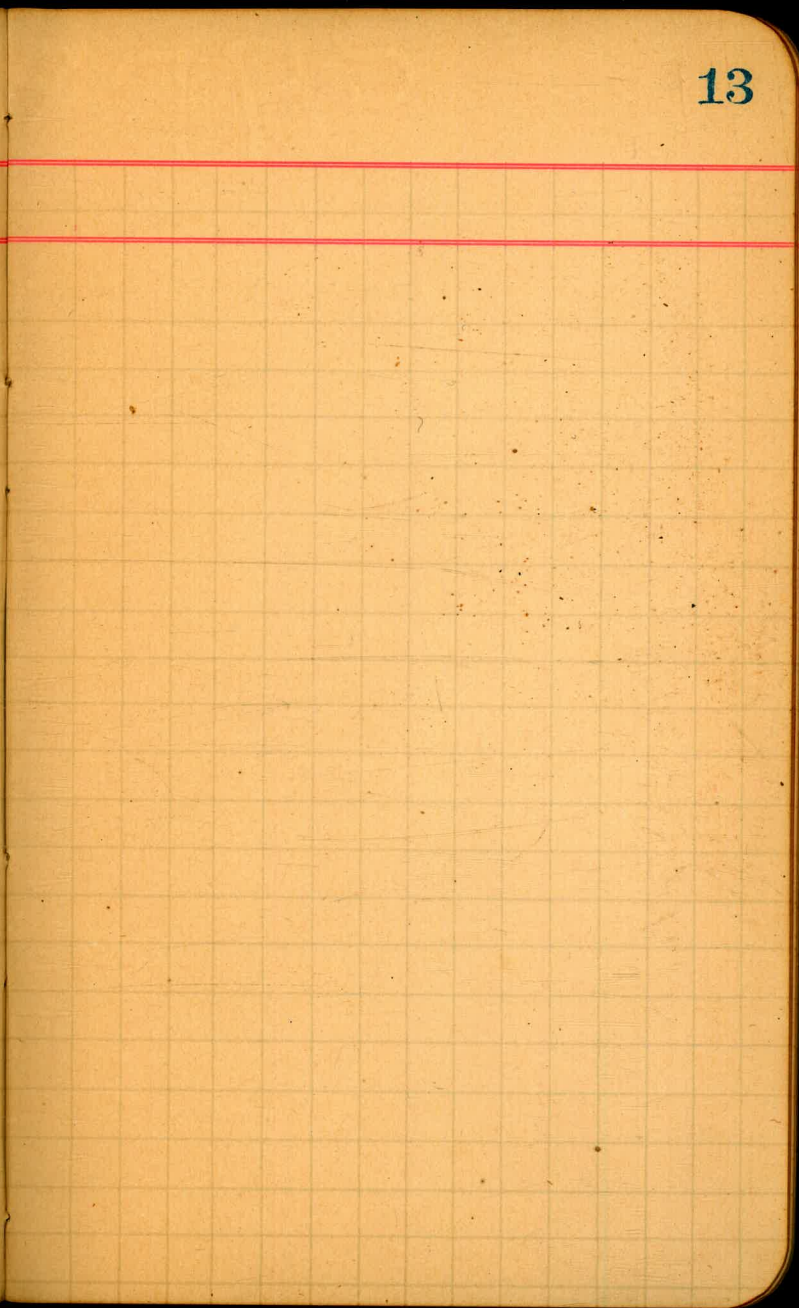




The image shows an open notebook with two pages. The pages are a light tan or cream color. The left page is ruled with a grid of light blue lines. There are four vertical red lines drawn across the page, creating five columns. The right page is also ruled with a grid of light blue lines. In the top right corner of the right page, the number '12' is printed in a dark blue or black font. The notebook is placed on a dark background, and the edges of the pages are slightly rounded.

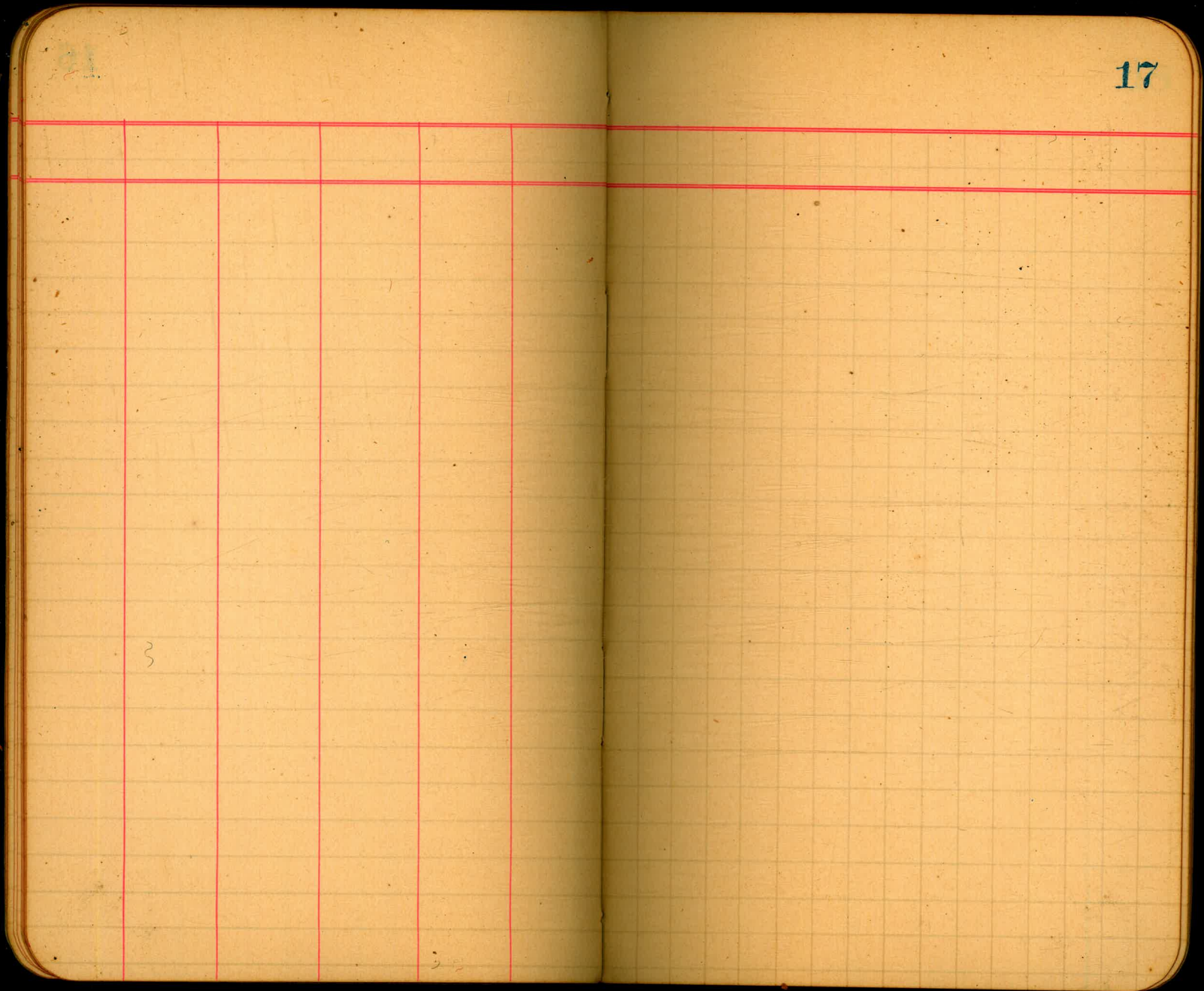


13



The image shows an open notebook with two pages. The pages are a light tan or yellowish color. The left page is ruled with a grid of light blue lines. There are five vertical red lines drawn across the page, creating six columns. The right page is also ruled with a grid of light blue lines. In the top right corner of the right page, the number '14' is printed in a dark blue or black font. The notebook is placed on a dark background, and the edges of the pages are slightly rounded.


The image shows an open notebook with two pages. The left page is ruled with a grid and has five vertical red lines. The right page is ruled with a grid and has the number '16' printed in the top right corner. The notebook is placed on a white surface against a black background.



19

20


The image shows an open notebook with two pages. The left page is ruled with a grid and has four vertical red lines. The right page is ruled with a grid. The pages are yellowed and show signs of age. The number '19' is written in the top left corner of the left page, and '20' is written in the top right corner of the right page. The notebook is placed on a white surface against a black background.




The image shows an open notebook with two pages. The pages are a light tan or yellowish color. The left page is ruled with horizontal lines and has five vertical red lines that create six columns of varying widths. The right page is ruled with a standard grid pattern of horizontal and vertical lines. In the top right corner of the right page, the number '22' is printed in a dark blue or black ink. The notebook is placed on a dark background, and the edges of the pages are slightly rounded.

The image shows an open notebook with two pages. The left page is ruled with a grid of light blue lines and features five vertical red lines that divide the page into six columns. The right page is ruled with a grid of light blue lines and is numbered '23' in the top right corner. The notebook is placed on a white surface against a dark background.

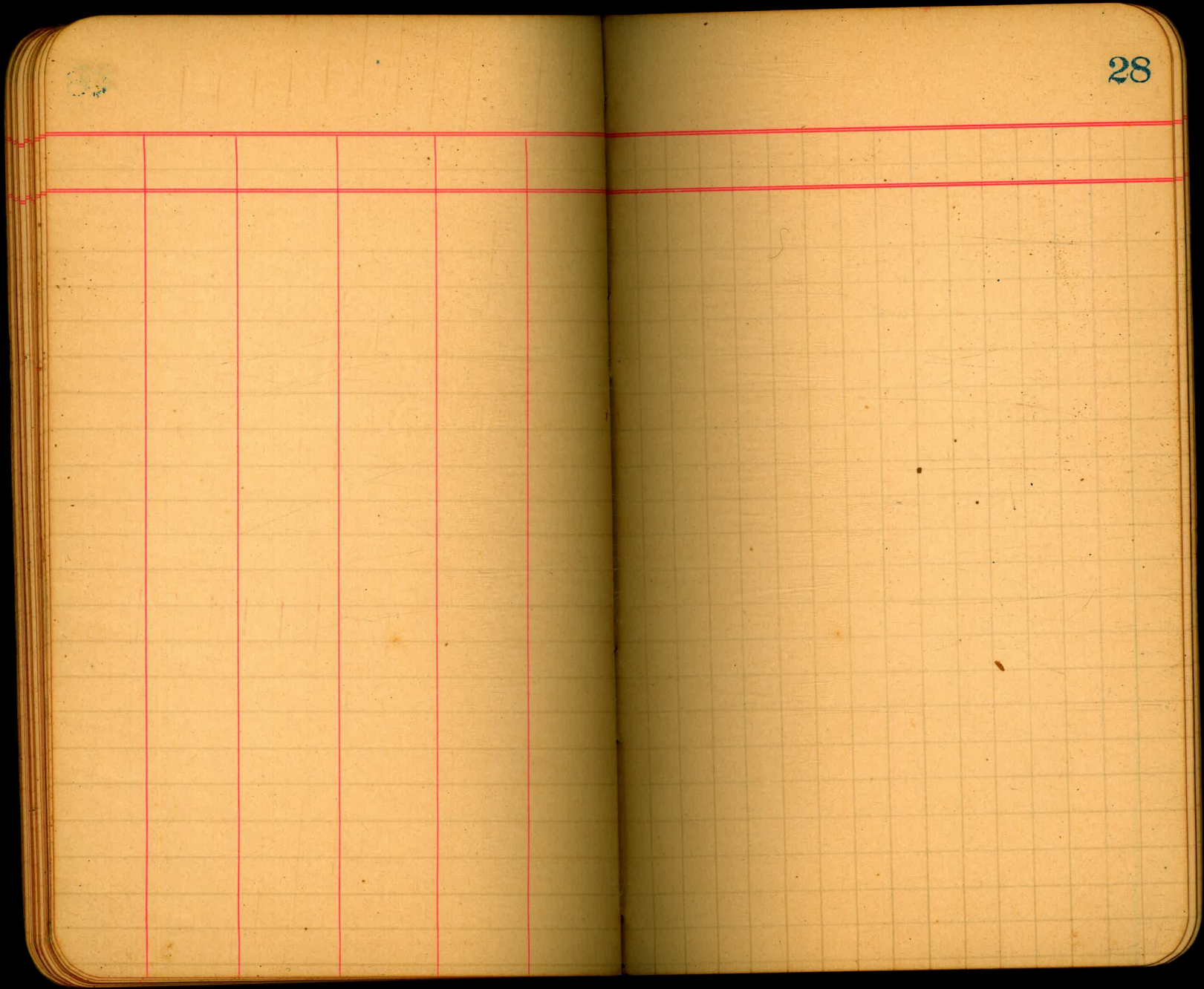
24



The image shows an open notebook with two pages. The left page is a ledger page with a grid of red lines. It has a header row at the top, followed by a row of 10 columns, and then 20 rows of 10 columns. The right page is a grid page with a header row at the top, followed by 20 rows of 20 columns. The number '25' is printed in the top right corner of the right page.



28




29

The image shows an open notebook with two pages. The pages are a light tan or yellowish color. The left page is ruled with a grid of light blue lines. There are five vertical red lines drawn across the page, creating six columns of varying widths. The right page is also ruled with a grid of light blue lines. In the top right corner of the right page, the number '29' is written in blue ink. The notebook is placed on a dark background, and the edges of the pages are visible.


29

30

2





The image shows an open notebook with two pages. The left page is ruled with a grid and has five vertical red lines. The right page is ruled with a grid and has the number 35 in the top right corner. The notebook is placed on a white surface with a black background behind it.




86

37







23



38




39

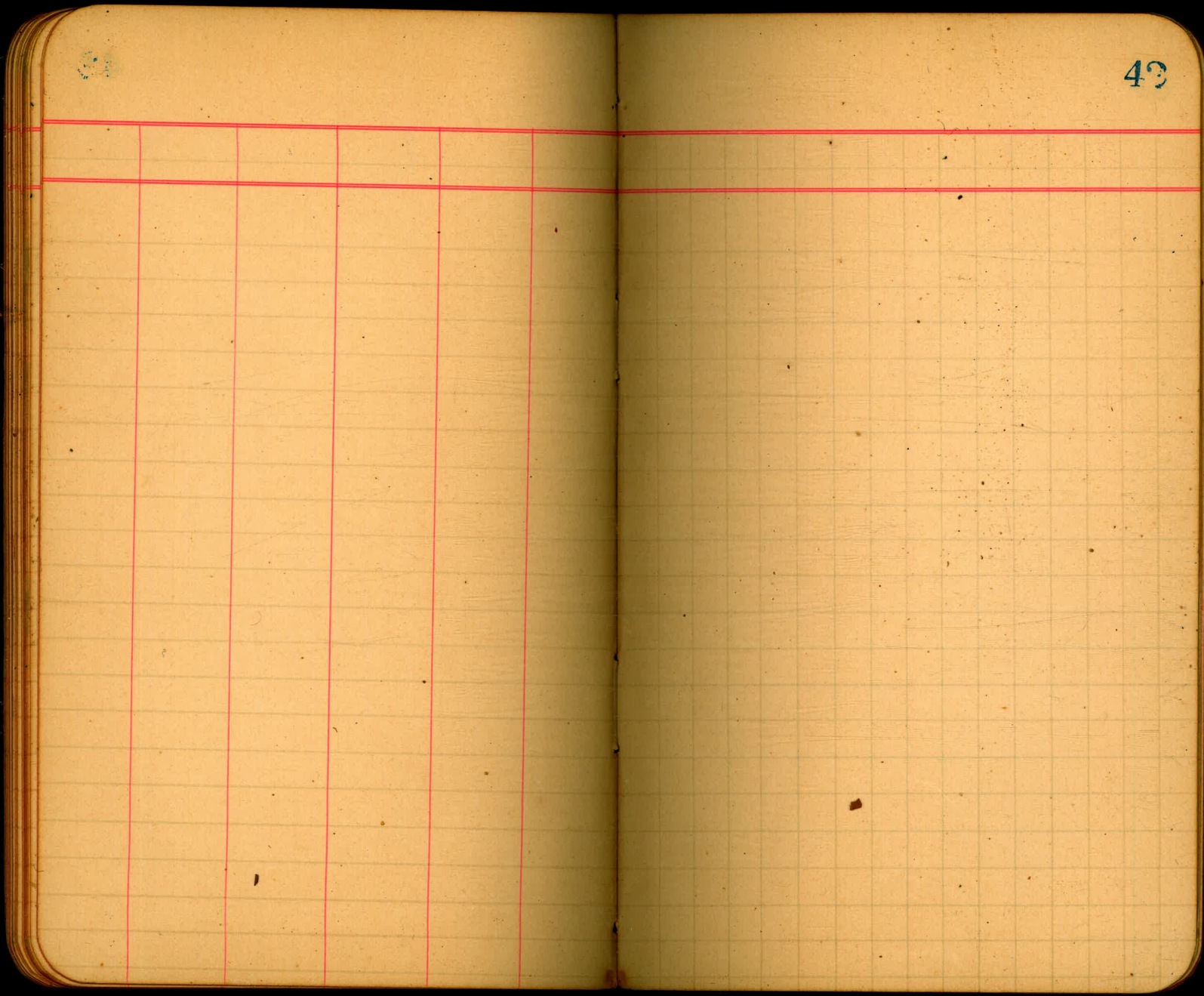


38


40




41



43



The image shows an open notebook with two pages. The pages are a light tan or yellowish color, showing signs of age with some foxing and small dark spots. The left page is ruled with a grid of light blue lines. Overlaid on this grid are five vertical red lines, which divide the page into six columns of varying widths. The right page is also ruled with a grid of light blue lines. In the top right corner of the right page, the number '41' is printed in a dark blue or black ink. The notebook is bound in the center, and the pages are slightly curved towards the spine. The background is dark, and the notebook is placed on a white surface.



The image shows an open notebook with two pages. The pages are yellowed and feature a grid pattern. The left page has a red vertical margin line on the left side and a red horizontal header line near the top. The right page has a red horizontal header line near the top. The notebook is placed on a dark surface, and the right edge of the image shows a white border.

27 79

$27 + 77 \frac{28}{28} \times \frac{3}{2}$
 $28 + 3 \frac{28}{28} \times 30$
 $28 + 28 \frac{28}{28} \times 3 \frac{3}{2}$
 $28 + 3 \frac{28}{28} \times 80$
 $28 \frac{28}{28} \times 78 \quad 29 \times 4 \frac{1}{2}$
 $29 + 2 \frac{29}{29} \times 30 \frac{2}{2}$
 $29 + 28 \frac{29}{29} \times 3 \frac{3}{2}$
 $29 + 3$

29 + 71 Extra East

$29 \times 77 \quad 29 \times 79$
 $30 + 3 \quad 30 \times 3$
 $30 \times 28 \quad 30 + 30$
 $30 + 5 \frac{30}{30} \times 3 \frac{3}{2}$

60

$$47 \times 83 -$$

$$48 + 10$$

$$48 + 81 -$$

6

West

East

9 + 5-8	9 + 60
9 + 83	9 + 83
10 + 4 $\frac{1}{2}$	10 + 9 $\frac{1}{2}$
10 + 32 $\frac{1}{2}$	10 + 34 $\frac{1}{2}$
10 + 57	10 + 59
10 + 83	10 + 83
11 + 8	11 + 10
11 + 83	11 + 35

10 + 40

85
57
28

9.60
 9.58 - 9.25 - 47 - 85
 9.88 1.0 + 2 1/2
 10 + 7 1/2 85
 10.32 10 + 34 1/2 4 2 1/2
 10 + 7 10 + 59 100
 Decent back end of Mr Streets
 6 + 70 east
 7 + 20 - 4 + 72 West
 7 + 70 7 + 22
 7 + 72
 47 47 47 + 85
 231
 110
 48 - 10
 85 -
 2 3/4
 6
 48 + 35 =

TRAVERSE TABLE FOR TRANSIT BOOK,
 From 1° to 90° for a distance of 100.

Degrees.	DEGREES.		1/4 DEGREE.		1/4 DEGREE.		1/4 DEGREE.		Degrees.
	Lat.	Dep.	Lat.	Dep.	Lat.	Dep.	Lat.	Dep.	
0			100.00	0.44	100.00	0.87	99.99	1.31	85
1	99.98	1.75	99.98	2.18	99.97	2.62	99.95	3.05	84
2	99.94	3.49	99.92	3.93	99.91	4.36	99.88	4.80	83
3	99.86	5.23	99.84	5.67	99.81	6.10	99.79	6.54	82
4	99.76	6.98	99.73	7.41	99.69	7.85	99.66	8.28	81
5	99.62	8.72	99.58	9.15	99.54	9.58	99.50	10.02	80
6	99.45	10.45	99.41	10.89	99.36	11.32	99.31	11.75	79
7	99.25	12.19	99.20	12.62	99.14	13.05	99.09	13.49	78
8	99.03	13.92	98.97	14.35	98.90	14.78	98.84	15.21	77
9	98.77	15.64	98.70	16.07	98.63	16.50	98.56	16.93	76
10	98.48	17.36	98.40	17.79	98.33	18.22	98.25	18.65	75
11	98.16	19.08	98.08	19.51	97.99	19.94	97.90	20.36	74
12	97.81	20.79	97.72	21.22	97.63	21.64	97.53	22.07	73
13	97.44	22.50	97.34	22.92	97.24	23.34	97.13	23.77	72
14	97.03	24.19	96.92	24.62	96.81	25.04	96.70	25.46	71
15	96.59	25.88	96.48	26.30	96.36	26.72	96.25	27.14	70
16	96.13	27.56	96.00	27.98	95.88	28.40	95.76	28.82	69
17	95.65	29.24	95.50	29.65	95.37	30.07	95.24	30.49	68
18	95.11	30.90	94.97	31.32	94.83	31.73	94.69	32.14	67
19	94.55	32.56	94.41	32.97	94.26	33.38	94.12	33.79	66
20	93.97	34.20	93.82	34.61	93.67	35.02	93.51	35.43	65
21	93.36	35.84	93.20	36.24	93.04	36.65	92.88	37.06	64
22	92.72	37.46	92.55	37.86	92.39	38.27	92.22	38.67	63
23	92.05	39.07	91.88	39.47	91.71	39.87	91.53	40.27	62
24	91.35	40.67	91.18	41.07	91.00	41.47	90.81	41.87	61
25	90.63	42.26	90.45	42.66	90.26	43.05	90.07	43.44	60
26	89.88	43.84	89.69	44.23	89.49	44.62	89.30	45.01	59
27	89.10	45.40	88.90	45.79	88.70	46.17	88.50	46.56	58
28	88.29	46.95	88.09	47.33	87.88	47.72	87.67	48.10	57
29	87.46	48.48	87.25	48.86	87.04	49.24	86.82	49.62	56
30	86.60	50.00	86.38	50.38	86.16	50.75	85.94	51.13	55
31	85.72	51.50	85.49	51.88	85.26	52.25	85.04	52.62	54
32	84.80	52.99	84.57	53.36	84.34	53.73	84.10	54.10	53
33	83.87	54.46	83.63	54.83	83.39	55.19	83.15	55.56	52
34	82.90	55.92	82.66	56.28	82.41	56.64	82.16	57.00	51
35	81.92	57.36	81.66	57.71	81.41	58.07	81.16	58.42	50
36	80.90	58.78	80.64	59.13	80.39	59.48	80.13	59.83	49
37	79.86	60.18	79.60	60.53	79.34	60.88	79.07	61.22	48
38	78.80	61.57	78.53	61.91	78.26	62.25	77.99	62.59	47
39	77.71	62.93	77.44	63.27	77.16	63.61	76.88	63.94	46
40	76.60	64.28	76.32	64.61	76.04	64.94	75.76	65.28	45
41	75.47	65.61	75.18	65.93	74.90	66.26	74.61	66.59	44
42	74.31	66.91	74.02	67.24	73.73	67.56	73.43	67.88	43
43	73.14	68.20	72.84	68.52	72.54	68.84	72.24	69.15	42
44	71.93	69.47	71.63	69.78	71.33	70.09	71.02	70.40	41
45	70.71	70.71							

Published by Edward Denny & Co., Stationers, Drawing Materials,
 Mathematical Instruments, Etc., San Francisco.