

EL CAPITAN  
PIPE LINE

*Adjusted Levels after Storms*

PASTS

---

LEVEL BOOK

No. 380

---

W211

MICROFILMED  
JUN 1 1985

ORIGINAL COPR. 1910 BY J. C. PARKER  
ORIGINAL COPR. 1910 BY J. C. PARKER

Sta	+ π	-	Elev. Top Pipe	TRADE MARK B.M.	re
		394.65			
460			10.58 389.07		he
459			9.97 384.68		is
458			9.13 385.52		
457			8.55 386.10		k,
456			8.05 386.60		te
T.P.			7.22 387.43		e
	9.84	397.27			e
B.M.			4.38 392.89	392.88	
455			10.06 387.21		
454			9.97 387.30		
453			10.02 387.25		
452			9.47 387.80		
451			9.02 388.25		
450			8.22 389.05		
449			7.30 389.92		
448			6.52 390.75		

Profile Levels over Top  
of Pipe from Sta. 479+492 to  
Sta 448+00.  
Continued from Level Book.

LEFAX, PHILADELPHIA, PA.  
LEFAX, PHILADELPHIA, PA.

Party	Sta.	+ X	-	Elev. Top Pipe	B.M.	TRADE MARK
		4.47	386.17		381.70	
	479+49 <sup>2</sup>	B.C.	11.27	374.90		
	479+00		11.22	374.75		
	478		10.56	375.61		
	477		10.14	376.03		
	476		9.48	376.69		
	475		9.19	376.98		
	T.P.		7.53	378.64		
		6.82	385.46			
	474		7.96	377.50		
	473		7.52	377.94		
	472		7.27	378.19		
	471		6.88	378.58		
	470		6.76	378.70		
	469		6.65	378.81		
	T.P.		4.54	380.92		
		6.49	387.41			
	468		8.24	379.17		
	467		7.75	379.66		
	466		7.17	380.24		
	465		6.62	380.79		
	T.P.		5.85	381.56		
		10.31	390.87			
	464		10.52	381.35		
	463		9.88	381.99		
	462		9.30	382.57		
	461		8.41	383.46		
	T.P.		8.07	383.80		
		10.85	394.65			

Sta.	+ X	-	Elev. Top Pipe	B.M.	TRADE MARK
			394.65		B.M.
460		10.58	389.07		
459		9.97	389.68		
458		9.13	385.52		
457		8.55	386.10		
456		8.05	386.60		
T.P.		7.22	387.43		
	9.84	397.27			
B.M.		4.38	392.89	392.88	
455		10.06	387.21		
454		9.97	387.30		
453		10.02	387.25		
452		9.47	387.80		
451		9.02	388.25		
450		8.22	389.05		
449		7.35	389.92		
448		6.52	390.75		

Profile Levels over Top  
of Pipe from Sta. 479+492 to  
Sta. 448+00.

Continued from Level Book.

Pages.

1 to

Profile Levels taken from  
Sta. 588+44<sup>2</sup> to Sta. 498+00

Showing Pipe as it lays  
in the ditch after flood  
waters raised it.

March 25, 1927

Leach  
Quermitt. K. Notes  
Simpson Chain  
Rammir - Rod  
Clavert. Chain  
K -

Sta.	+	-	Top Pipe Elev.	Grade Elev.	B.M.
					369.55
	1.25	370.80			588+85
588+44 <sup>2</sup>	B.C.		11.71	359.09	
588+10			11.95	358.85	
587+50	Blowoff		11.87	358.93	
587+00			11.35	359.45	
586+00			10.59	360.21	
585+00			9.66	361.14	
T.P.			9.75	361.05	361.05
	10.02	371.07			
584+00			8.42	362.65	
583+00			8.05	363.02	
582+00			7.71	363.36	
581+00			7.13	363.94	
580+00			6.55	364.52	
T.P.			6.50	364.57	364.57
	10.36	374.93			
579			9.73	365.20	
578			9.35	365.58	
577			8.96	365.97	
576			8.36	366.57	
575			7.97	366.96	
574+92	Air Valve		8.02	366.91	
T.P.			7.89		367.04
	7.55	374.59			

Sta	+	$\pi$	-	Top. Pipe	Grade	B.M.
		374.59				
574			8.38	366.21		
573			9.13	365.46		
572			9.47	365.12		
B.M.			8.91	365.68		365.70
571			9.47	365.12		
570	blow off.		9.87	364.72		
569			9.72	364.87		
T.P.			10.27	364.32	364.32	
	12.06	376.38				
568			12.49	363.89		
567			12.21	364.17		
566			11.87	364.51		
565			11.49	364.89		
564	stop valve		11.74	364.64		
563			12.02	364.36		
562			12.52	363.86		
561			12.91	363.47		
T.P.			12.93	363.45	363.45	
	7.32	370.77				
560			7.75	363.02		
559			8.22	362.55		
558			9.84	360.93		
557			10.96	359.81		
556			11.71	359.06		

Sta	+	∓	-	Elev. Top Pipe	Elev. B.M.
		370.77			
555			12.24	358.53	
T.P.			12.21	358.56	
	7.02	365.58			
554			7.00	358.58	
553+50	Blowoff.		7.09	358.49	
553			7.39	358.19	
552			6.99	358.59	
551			6.87	358.71	
T.P.			2.85	362.73	
	3.22	365.95			
550			7.29	358.66	
549			7.06	358.89	
548			7.23	358.72	
547			7.33	358.62	
546			7.11	358.84	
545					
T.P.			4.27	361.68	361.735
	5.69	367.43			
545+00			8.54	358.89	
544			8.48	358.95	
543			8.28	359.15	
542			7.20	360.23	
541+20	Air Valve		5.52	361.91	
541			5.40	362.03	

Party - Leach Duermit Simpson Rahmer Clavert		+	π	-	Elev. Top	Elev. B.
54	Sta		367.43			
55	540			6.79	360.64	
T.	T.P.			6.70	360.73	
		5.99	366.72			
55	539			7.59	359.13	
553	538			7.78	358.94	
553	537			8.08	358.64	
553	536+13 Blow off			8.54	358.18	
55	535			8.56	358.16	
7	T.P.			3.71	363.01	
		3.46	366.47			
55	535			8.07	358.40	
54	534			7.93	358.54	
54	533			7.66	358.81	
54	532			7.50	358.97	
54	531			7.28	359.19	
5	530			7.15	359.32	
	T.P.			2.98	363.49	
		4.20	367.69			B.M.
54	March 28, 1927			3.65	364.04	364.00
54		3.42	367.42			
5	529			7.96	359.46	
5	528			7.55	359.87	
5	527			7.51	359.91	
5	526			7.11	360.31	



Sta.	+	∑	-	Elev. Top Pipe	Elev. B.M.
		367.42 ✓			
525+00			6.60	360.82 ✓	
524 Manhole			6.36	361.06 ✓	
523			5.62	361.80 ✓	
T.P.			2.23	365.19 ✓	
	3.86	369.05 ✓			
522			6.84	362.21 ✓	
521			7.01	362.04 ✓	
520			6.29	362.76 ✓	
519			5.79	363.26 ✓	
518			5.57	363.48 ✓	
T.P.			2.63	366.42 ✓	
	4.52	370.94 ✓			
517			7.40	363.54 ✓	
516			7.04	363.90 ✓	
515			6.81	364.13 ✓	
B.M.			5.50	365.44 ✓	365.47 ✓
	6.64	372.11 ✓			
514			7.53	364.58 ✓	
513 Manhole			7.26	364.85 ✓	
512			6.68	365.43 ✓	
511			4.18	367.93 ✓	
T.P.			2.10	370.01 ✓	
	11.03	381.04 ✓			
510			10.39	370.65 ✓	

Sta.	+	π	-	Elev. Top Pipe	Elev. B.M.
		381.04 ✓			
509+00			9.08	371.96 ✓	
508			6.68	374.36 ✓	
T.P.			1.07	379.97 ✓	
	6.79	386.76 ✓			
507			9.36	377.40 ✓	
506+50 Air Valve			7.65	379.11 ✓	
506			8.25	378.51 ✓	
505			9.64	377.12 ✓	
504+33 <sup>3</sup> G.B.	Blow off.		10.36	376.40 ✓	
504			8.76	378.00 ✓	
			3.28	383.48 ✓	
	8.54	392.02 ✓			
503			8.72	383.30 ✓	
502+50 Air Valve			5.89	386.13 ✓	
502			6.51	385.51 ✓	
501+50			6.85	385.17 ✓	
501			9.00	383.02 ✓	
T.P.			7.41	384.61 ✓	
	1.03	385.64 ✓			
500			6.55	379.09 ✓	
499+50			7.91	377.73 ✓	
499			8.93	376.71 ✓	
498			11.03	374.61 ✓	
497+50			11.75	373.89 ✓	

Sta.	+	$\pi$	-	Elev. Top Pipe	Elev. B.M.
		385.64 ✓			
T.P.			7.33	378.31 ✓	
	3.42	381.73 ✓			
497+00			7.90	373.83 ✓	
T.P.			1.32	380.41 ✓	
March 29, 1927					
	0.59	381.00 ✓			
495+75			7.18	373.82 ✓	
495			7.86	373.14 ✓	
494			7.86	373.14 ✓	
493+59 - $\angle$ of Y			7.60	373.40 ✓	
T.P.			7.68	373.32 ✓	
	6.31	379.63 ✓			
493			6.95	372.68 ✓	
492			6.90	372.73 ✓	
491			6.43	373.20 ✓	
490+50 Stop Valve			7.23	372.40 ✓	
490			7.38	372.25 ✓	
490+19 <sup>2</sup> $\angle$ of Y			7.26	372.37 ✓	371.96
T.P.			7.26	372.37 ✓	
	10.94	383.31 ✓			
489			10.93	372.38 ✓	
488			11.02	372.29 ✓	
487			10.66	372.65 ✓	
486					

Sta.	+	π	-	Flv Top Pipe	B.M.
		383.31			
T.P.			4.67	378.64	
	5.74	384.38			
486+00			11.27	373.11	
485			11.15	373.23	
B.M.			2.71	381.67	381.70
484			10.97	373.41	
483			10.58	373.80	
482			10.36	374.02	
	4.55	386.25			381.70
481			11.88	374.37	
480			11.42	374.83	

Party  
Leach  
Overmit  
Simpson  
Kühner  
Clovert  
+

Mar. 30, 1927

Sta.

T

Elev. Top Pipe

B.M.

381.70

4.47

386.17 ✓

479+49<sup>2</sup> B.C.

11.27

374.90 ✓

479+00

11.22

374.95 ✓

478+00

10.56

375.61 ✓

477+00

10.14

376.03 ✓

476

9.48

376.69 ✓

475

9.19

376.98 ✓

T.P.

7.53

378.64 ✓

6.82

385.46 ✓

474

7.96

377.50 ✓

473

7.52

377.94 ✓

472

7.27

378.19 ✓

471

6.88

378.58 ✓

470

6.76

378.70 ✓

469

6.65

378.81 ✓

T.P.

4.54

380.92 ✓

6.49

387.41 ✓

468

8.24

379.17 ✓

467

7.75

379.66 ✓

466

7.17

380.24 ✓

465

6.62

380.79 ✓

T.P.

5.85

381.56 ✓

10.31


391.87 ✓


464

10.52

381.35 ✓

Sta.	+	∓	-	Elev. Top Pipe	Elev. B.M.
		391.87			
463+00			9.88	381.99	
462+00			9.30	382.57	
461			8.41	383.96	
T.P.			8.07	383.80	
	10.85	394.65			
460			10.58	384.07	
459			9.97	384.68	
458			9.13	385.52	
457			8.55	386.10	
456			8.05	386.60	
T.P.	9.84	397.27	7.22	387.43	
B.M.			4.38	392.89	392.88
455			10.06	387.21	
454			9.97	387.30	
453			10.02	387.25	
452			9.47	387.80	
451			9.02	388.25	
450			8.22	389.05	
449			7.35	389.92	
448			6.52	390.75	





12















































































44








































$$\begin{array}{r} 361.74 \\ 5.69 \\ \hline 367.43 \end{array}$$
$$\begin{array}{r} 366.72 \\ 4.14 \\ \hline 362.58 \end{array}$$

370.7

$$\begin{array}{r} 372.2 \\ 367. \end{array}$$
$$\begin{array}{r} 376. \\ 1.6 \\ \hline 374.4 \end{array}$$
$$\begin{array}{r} 364.4 \\ 3 \\ \hline 367.4 \end{array}$$
$$\begin{array}{r} 376 \\ 1.6 \\ \hline 374.4 \\ 377.4 \end{array}$$
$$\begin{array}{r} 386.76 \\ 377.4 \\ \hline 9.4 \end{array}$$