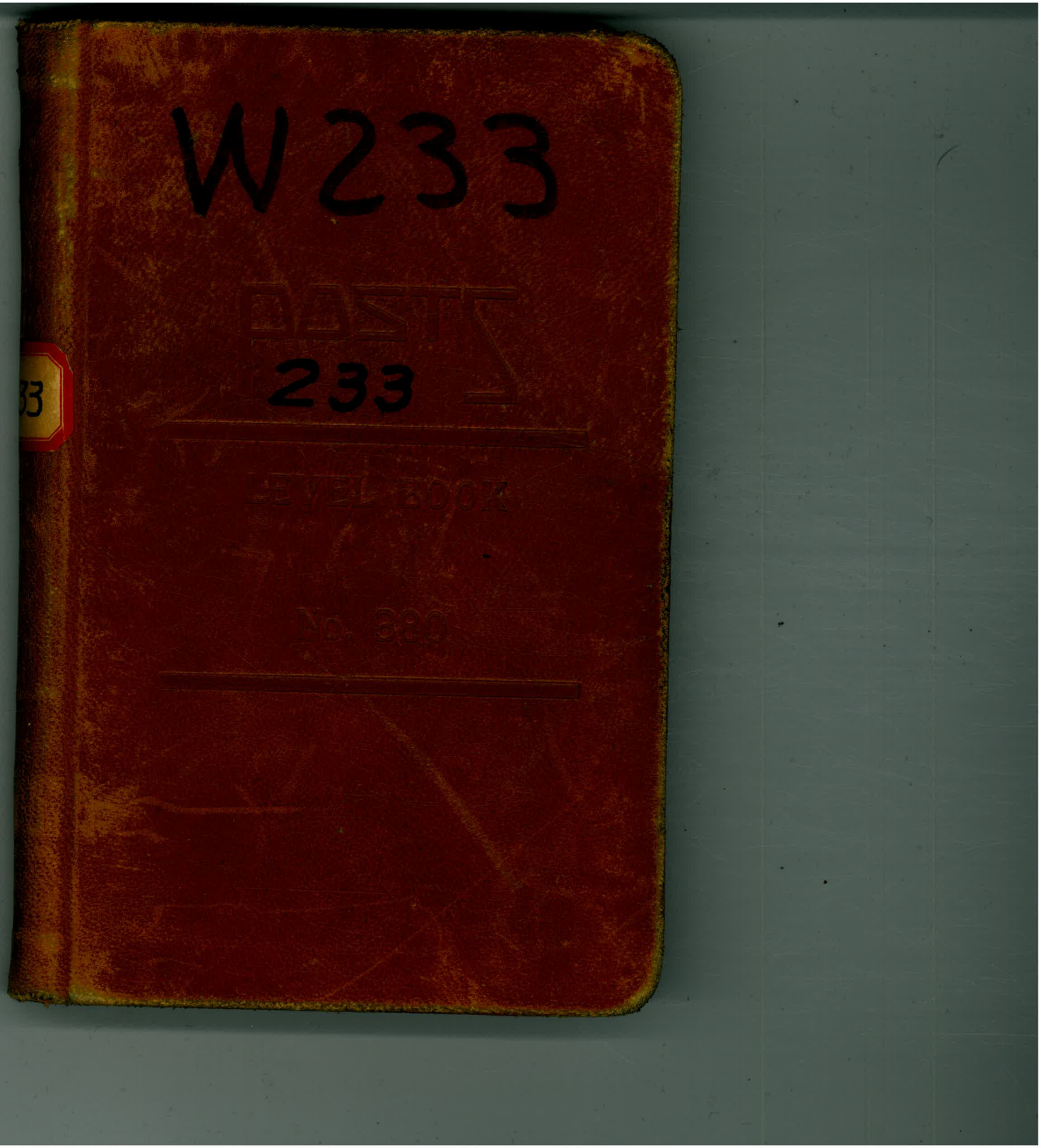
W233
DAST
233
JEWEL BOOK
No. 889

#233

MICROFILMED

Our Leather Bound Engineers Note Books are carried in the following rulings:

No. 380 LEVEL BOOK. Left and Right Hand Page the same as Left Hand Page of this Book.

No. 382 FIELD BOOK. Left Hand Page as in this Book, Right Hand Page 4 x 4 to the inch, Center Line Red.

No. 384 MINING TRANSIT BOOK. Left Hand Page as in this Book, Right Hand Page 8x8 to the inch, Center Line Red.

No. 385 FIELD BOOK. Left Hand Page as in this Book, Right Hand Page 8 vertical and 4 horizontal lines to the inch, Center Line Red.

We also carry the Note Books listed above, bound in extra strong Fabri-Hide (otherwise the same quality of book), which can be furnished at a somewhat lower price.

In ordering Fabri-Hide covered books, add the letter *"F"* to catalog number.

THE FREDERICK POST CO.

ENGINEERING and DRAFTING SUPPLIES

IRVING PARK STATION

CHICAGO, ILL.

92 FIFTH ST.
PORTLAND, ORE.

79 NEW MONTGOMERY ST.
SAN FRANCISCO, CAL.

AGENTS FOR

"BERGER" TRANSITS and LEVELS
"GURLEY" SURVEYING and HYDRAULIC INSTRUMENTS
"CHICAGO" STEEL TAPES, etc.

Levels and Slope Stake Cross Sections of Road from Lower Otay Dam along south side to upper end of Lake.

Surveyed by REWard - 1927.

Pages - 2 - to 63.

List of Drainage Pipe for Construction — Page - 78

Septic Tank + Sewer 65-67
Settling Tank - Fish Tables 68

② Levels on "A" Line Road Survey at Lower Otay Dam to E. end Lake.

	+	H.I.	−	Elev.		℄ Grade	End Area Cut Sec.	Lt.	℄	Rt.		
				492.20 Elev.								
Elev. = Roadway on Top Lower Otay Dam.												
	8.00	500.20 ✓				= 0 − 92°			498.2 17.2 ← West End Bridge			
			4.44	495.76 ✓ T.P.								
	7.21	502.97 ✓										
			0.38	502.59 ✓ B.M.					515.37 ✓ H.I.			
B.M. − Spk. in Fence Cor. 6' Rt. 0+00 − E. End Bridge.									East End Bridge			
	12.78	515.37 ✓										
0+00			13.3			502.10		0.0	0.0 13.3 (502.1)	0.0		
+50			11.5			504.4	(0.0)		FO5 11.5 (503.9)	C0° 10.0		
1+00			8.9		+4.60%	506.7	(5.8)		FO2 8.9 (506.5)	C0° 3.0	C1 5 10	C1 6 10.8
+25			7.2			507.8	(11.1)	0.0 7.0	CO4 7.2 (508.2)	C0 6 5	C1 9 10	C2 2 11.1
+50			6.1			509.00	(6.7)	0.0 2.5	CO3 6.1 (509.3)	C0 6 7	C1 1 10	C2 1 11.1
2+00			4.0			510.0	(22.5)	0.0 6.0	C1 4 4.0 (511.4)	C1 8 3	C1 8 10	C2 0 11.0
+44			2.9		+2.0%	510.9	(27.3)	0.0 2.0	C1 6 2.9 (512.5)	C2 5 4	C2 7 10	C2 8 11.4
+50			4.3			511.0	(21.8)	0.0 0.5	CO1 4.3 (511.1)	C2 0 2.5	C2 6 10	C2 6 11.3

Nov. − 9 − '27
Ward − Notes
Duermit − Inst
Mc Bain − Rod

③	+	H.I.	−	Elev.	
		515.37 ✓			
+85			3.5		
3+00			3.7		
3+39.35 △			2.7		
+50			2.6		
			0.30	515.07 ✓ TP.	
	8.53	523.60 ✓			
4+00			7.2		
+50			5.1		
~~4+81.11 △~~ +75			~~6.0~~		
5+00			~~4.3~~		
+30			4.4		
+50			2.2		
6+00			1.4		
+25			0.6		

+2.0 %

+4.0 %

+2.545 %

℄ Grade		Lt		℄ 515.37 H.I.		Rt		
511.7	(4.2)		0.0 / 1.0	CO^{2} 3.5 (511.9)		CO^{6} / 10	CO^{7} / 10.4	
512.0	(0.8)			FO^{3} 3.7 (511.7)		0.0 / 5.0	CO^{3} / 10	CO^{4} / 10.2
	(0.0) +20 = 0.0 − 10 Rt.							
512.8 Ext. 12.8 Lt.			FO^{7} / 5	FO^{1} 2.7 (512.7)		FO^{2} / 10		
513.00 Offset 8'	(0.0)		FO^{4} / 4.	FO^{2} 2.6 (512.8)		0.0 / 10.0		
				523.60 ✓ H.I.				
515.0	(48.2)	0.0 / 10.0	$C1^{0}$ / 6	$C1^{4}$ 7.2 (516.4)		$C1^{8}$ / 4	$C4^{8}$ / 8	$C5^{6}$ / 10	$C6^{4}$ / 13.2
517.0	(38.2)	0.0 / 9.0	$C1^{0}$ / 6	$C1^{5}$ 5.1 (518.5)		$C2^{5}$ / 6	$C4^{6}$ / 10	$C5^{5}$ / 12.8	
518.2	(22.4)		0.0 / 9.0	CO^{6} / ℄		CO^{7} / 4	$C3^{0}$ / 6	$C3^{7}$ / 10	$C4^{0}$ / 12.0
519.00	(31.8)		0.0 / 8.0	CO^{1} / ℄		$C2^{4}$ / 4	$C3^{8}$ / 10	$C4^{4}$ / 12.2	
519.8	(24.5)			FO^{6} 4.4 (519.2)		0.0 / 0.5	$C1^{0}$ / 1	$C3^{5}$ / 10	$C4^{3}$ / 12.2
520.3	(26.2)		0.0 / 1.0	$C1^{1}$ 2.2 (521.4)		$C3^{4}$ / 10	$C3^{8}$ / 11.9		
521.5	(24.7)	0.0 / 2.5	CO^{4} / 2	CO^{7} 1.4 (522.2)		$C1^{8}$ / 5	$C3^{6}$ / 10	$C4^{2}$ / 12.1	
522.1	(24.7)		0.0 / 1.0	CO^{9} 0.6 (523.0)		$C3^{3}$ / 10	$C4^{0}$ / 12.0		

④	+	H.I.	−	Elev.		℄ Grade		Lt		℄		Rt		
		523.60 ✓								523.60 ✓ H.I.				
+50			1.7		+2.545 %	522.8	(16.5)			F0⁹ 1.7	521.9	0.0 / 2.0	C1⁴ / 4	C2⁸ / 10	C3⁶ / 11.8
			0.80	522.80 ✓ T.P.						526.50 ✓ H.I.				
	3.70	526.50 ✓												
7+00			2.1			524.1	(8.1)		0.0 / 3.0	C0³ 2.1	524.4	C0⁶ / 7	C1.8 / 10	C2² / 11.1
					+25	524.73								
+50			1.2			525.1	(11.7)		0.0 / 1.0	C0² 1.2	525.3	C1³ / 5	C1⁶ / 10	C1⁶ / 10.8
+75			1.1		100' V.C.	524.9	(16.4)		0.0 / 4.0	C0⁵ 1.1	525.4	C2⁰ / 8	C2² / 10	C2² / 11.1
8+00			2.7			524.1	(10.0)			F0³ 2.7	523.8	0.0 / 2.0	C2² / 10	C2⁴ / 11.1
					+25	522.75								
+50			3.7			521.1	(33.0)	C0⁸ / 8.4	C0⁸ / 8	C1⁷ 3.7	522.8	C2⁵ / 10	C2⁸ / 11.4	
9+00			8.1		−6.50 %	517.9	(13.2)		0.0 / 3.0	C0⁵ 8.1	518.4	C2⁶ / 10	C3⁰ / 11.5	
+20			9.2			516.6	(20.4)		0.0 / 2.5	C0⁷ 9.2	517.3	C2⁸ / 10	C2⁸ / 11.4	
+50			12.9			514.6	(0.1)	=0.0		F1⁰ 12.9	513.6	0.0 / 9.0	C0² / 10	C0² / 10.1
					+75	513.00								
10+00			16.5		50' V.C.	512.0		F4⁵ / 14.7	F3³ / 8	F2⁰ 16.5	510.0	F1⁵ / 8	F1³ / 10.0	
+25			17.1			512.30				F2⁹ 17.1	509.4			
+50			15.0		+3.70 %	513.2	(0.0)			F1⁷ 15.0	511.5	0.0 / 13.0		

⑤	+	H.I.	−	Elev.
		526.50 ✓		
+90			9.3	
11+00			9.0	
"A" 11+28.17	P.O.T.		9.5	
"B" 0+00	△			
+50			9.4	
			10.79	515.71 ✓ B.M. #2

+3.70% — 50' V. C.

B.M. on Hub at Property Fence 30' Lt. 11+28.17

2.99 518.70

+7.0			4.1	
12+00			5.8	
+50			8.1	
13+00			9.6	
+25			8.8	
+50			10.4	
+80			10.2	

100' V. C.

Grade		Lt		℄		Rt	
				526.50 H.I.			
514.7	(49.3)	C1 9 / 10.5	C1 4 / 10	C2 5	517.2 9.3	C3.0 / 10	C2 5 / 11.3
515.07	(49.1)	C2 0 / 11.0	C2 2 / 10	C2 4	517.5 9.0	C2 5 / 10	C2 5 / 11.3
515.5	(28.4)	CO 7 / 10.4	CO 7 / 10	C1 5	517.0 9.5	C1 8 / 10	C1 8 / 10.9
515.08	(34.6)	0.0 / 12.0	CO 7 / 10	C2 2	517.1 9.4	C2 7 / 10	C2 7 / 11.1
				518.70 H.I.			
514.4	(3.3)	0.0 / 2.0	CO 2	514.6 4.1		CO 4 / 10	CO 5 / 10.3
513.3	(1.3)	FO 5 / 10	FO 4	512.9 5.8		0.0 / 6.0	CO 9 / 10 — CO 6 / 10.3
511.4	(2.2)		FO 8	510.6 8.1		0.0 / 3.0	CO 6 / 10 — CO 6 / 10.3
509.58	(2.5)		FO 5	509.1 9.6		0.0 / 4.0	CO 8 / 10 — CO 9 / 10.4
509.3	(12.7)	0.0 / 1.5	CO 6	509.9 8.8		C1 7 / 10	C1 8 / 10.9
509.1	(1.1)		FO 8	508.3 10.4		0.0 / 7.0	CO 7 / 10 — CO 8 / 10.4
	(0.0) +60						
510.0			FI 5	508.5 10.2		+60 = 0.0 − 10 Rt.	

⑥	+	H.I. 518.70 ✓	−	Elev.									
+83			11.4			100' V.C.	℄ Grade		Lt		℄ 518.70 H.I.		Rt
Drain													
+87			11.2				510.1				F2⁸ 11.4 (507.3)		
+92			10.1				510.4				F2⁹ 11.2 (507.5)		
14+00			9.6				510.8		F2⁴ 12.6	F2⁴ 9	F2² 10.1 (508.6)	F3⁷ 7	F3¹ 9 F2⁶ 13.0
+20			7.6				511.25				F2² 9.6 (509.1)		
+50			4.6				512.7				F1⁶ 7.6 (511.1)		
			0.57	518.13 ✓	T.P.	+ 7.0 %	514.8	(0.0)		0.0 10.0	F0⁷ 4.6 (514.1)		
	11.78	529.91 ✓									529.91 H.I.		
15+00			9.7				518.3	(38.1)	C2² 11.1	C2² 10	C1⁹ 9.7 (520.2)	C1³ 10	C1² 10.6
+20			8.0				519.7	(43.4)	C2⁴ 11.2	C2⁴ 10	C2² 8.0 (521.9)	C1⁵ 10	C1⁴ 10.7
+50			6.6				521.8	(34.1)	C2² 11.1	C2² 10	C1⁵ 6.6 (523.3)	C1³ 10	C1² 10.6
					+75		523.50						
16+00			3.1			100' V.C.	524.9	(38.7)	C2¹ 11.1	C2¹ 10	C1⁹ 3.1 (526.8)	C1⁵ 10	C1⁵ 10.8
+50			2.0				525.4	(53.8)	C2⁴ 11.2	C2⁴ 10	C2⁵ 2.0 (527.9)	C2⁷ 10	C2⁸ 11.4
					+75		524.50						
+80			2.7				524.3	(62.4)	C2² 11.1	C2³ 10	C2⁹ 2.7 (527.2)	C3⁵ 10	C3⁶ 11.8

Nov. 28 – '27
Ward – Notes
Duermit – Rod
McBain – Chn
Slope Stakes

(7)	+	H.I.	−	Elev.	
		529.91			
17+00			5.6		−5.0 %
17+26.47 Δ			10.0		
			9.95	519.96	TP. on P.I.
	2.67	522.63			
+50			~~3.5~~		
+70			~~4.1~~		
17+79.03 E.C. / 17+84.30 P.O.T.	24.73 Dist.				+75
18+00			3.5		−3.874 %
+50			5.1		
					+75
19+00			7.4		100' V.C.
+25			8.4		
+50			8.2		
					+75
20+00			7.0		
+50			5.5		+2.0 %
			10.43	512.20	B.M. #3
B.M.-Spk. in Hub 25' Lt. 20+58					
	10.84	523.04			

℄ Grade		Lt	℄	Rt
			529.91 H.I.	
523.3	(31.5)	0.0 11.0	C0⁵ 10 ~~C1⁶~~ 5.6 (524.3)	C1⁴ ℄ C2⁶ 10 C2⁸ 11.4
522.0	(11.1)		~~F2¹~~ 10.0 (519.9)	0.0 ℄ C2⁰ 10 C2¹ 11.1
			522.63 H.I.	
520.8	(3.7)		~~F1⁷~~ 3.5 (519.1)	F1² ℄ 0.0 5.0 C1³ 10 C1⁴ 10.7
519.8	(2.5)		F1⁴ 4.1 (518.5)	0.0 5.5 C1⁰ 10 C1² 10.6
519.50				
518.7	(15.1)	0.0 2.0	C0⁴ 3.5 (519.1)	C2² 10 C2⁵ 11.3
516.8	(25.1)	0.0 4.0	C0⁷ 5.1 (517.5)	C3³ 10 C3⁵ 11.8
515.83				
515.1	(12.3)	0.0 1.0	C0¹ 7.4 (515.2)	C2¹ 10 C2⁶ 11.2
514.7	(12.2)		F0⁵ 8.4 (514.2)	0.0 2.0 C2⁶ 10 C2⁸ 11.4
514.6	(9.0)		F0² 8.2 (514.4)	0.0 1.0 C1⁸ 10 C2⁰ 11.0
515.0				
515.5	(11.7)	0.0 1.0	C0¹ 7.0 (515.6)	C2⁰ 10 C2⁴ 11.2
516.5	(20.1)	0.0 3.0	C0⁶ 5.5 (517.1)	C2⁸ 10 C3² 11.6

Curve Run in.

24.73 Dist.

(8)

	+	H.I.	−	Elev.		℄ Grade	Lt.	℄			Rt	
		523.04 ✓						523.04 H.I.				
21+00			5.3		+2.0%	517.5	(13.3)	0.0 1.0	CO^{2} 5.3 (517.7)	$C2^{2}$ 10	$C2^{4}$ 11.2	
+50			4.4		+25	(518.00) 518.2	(17.2)	0.0 2.0	CO^{4} 4.4 (518.6)	$C2^{6}$ 10	$C2^{8}$ 11.4	
22+00			5.4		50' V.C. +75	(517.75) 517.0	(17.5)	0.0 3.0	CO^{6} 5.4 (517.6)	$C2^{4}$ 10	$C2^{6}$ 11.3	
+50			8.9		−3.0%	515.5	(2.1)		$F1^{4}$ 8.9 (514.1)	0.0 6.0	CO^{9} 10	$C1^{1}$ 10.6
23+00			9.0			514.00	(9.3)		0.0 9.0 (514.0)	$C1^{7}$ 10	$C1^{9}$ 11.0	
+50			8.8		+1.0%	514.5	(6.7)		FO^{3} 8.8 (514.2)	0.0 2.0	$C1^{5}$ 10	$C1^{7}$ 10.9
+75			8.0			514.8	(10.0)	0.0 4.0	CO^{2} 8.0 (515.0)	$C1^{6}$ 10	$C1^{6}$ 10.8	
24+00			7.2			515.00	(8.8)	0.0 2.0	CO^{2} 7.2 (515.2)	$C1^{4}$ 10	$C1^{6}$ 10.8	
			8.19	514.85 T.P.					518.79 H.I.			
	3.94	518.79 ✓										
+25			2.7		100' V.C.	515.0	(20.7)	0.0 7.0	$C1^{1}$ 2.7 (516.1)	$C1^{2}$ 10	$C1^{3}$ 10.7	
+50			3.0			514.6	(27.7)	0.0 7.0	$C1^{2}$ 3.0 (515.8)	$C3^{0}$ 10	$C3^{3}$ 11.7	
25+00			5.0		−6.0%	512.50	(29.3)	0.0 5.0	$C1^{3}$ 5.0 (513.8)	$C3^{3}$ 10	$C3^{7}$ 11.9	
+25			5.7			511.00	(48.5)	0.0 10.0	$C2^{1}$ 5.7 (513.1)	$C4^{4}$ 10	$C5^{0}$ 12.5	

⑨	+	H.I.	−	Elev.		℄ Grade		Lt		℄		Rt	
		518.79								518.79 H.I.			
+50			8.2			509.9	(22.0)		0.0 3.0	C0^{7} 8.2 (510.6)	C3^{0} 10	C3^{4} 11.7	
							(0.0) +60				+60 = 0.0−10.0 Rt.		
+85			15.1			509.6		F6^{6} 17.9		F5^{9} 15.1 (503.7)		F4^{4} 14.6	
Drain													
+90			12.3		100' V.C.	509.7				F3^{2} 12.3 (506.5)			
							(0.0) +95				+95 = 0.0−10.0 Rt		
26+00			9.3			509.9	(5.7)			F0^{4} 9.3 (509.5)	0.0 3.0	C1^{4} 10	C2^{4} 11.2
+15			6.9		+25	510.5	(38.2)		0.0 10.0	C1^{4} 6.9 (511.9)	C4.0 10	C4^{2} 12.1	
						511.00							
+50			1.7		+6.0%	512.50	(99.8)	C1^{8} 10.9	C2^{2} 10	C4^{6} 1.7 (517.1)	C6.2 10	C7^{0} 13.5	
+60			1.1		50' V.C.	513.0	(103.9)	C2^{3} 11.2	C2^{4} 10	C4^{7} 1.1 (517.7)	C6^{7} 10	C6^{0} 13.0	
27+00			1.7			514.25	(59.8)		0.0 12.0	C2^{8} 1.7 (517.1)	C4^{6} 10	C5^{2} 12.6	
+25			3.0			514.5	(35.7)		0.0 7.0	C1^{3} 3.0 (515.8)	C4^{0} 10	C4^{6} 12.3	
+50			3.3		+1.0%	514.8	(19.6)		0.0 3.0	C0^{7} 3.3 (515.5)	C2^{6} 10	C3^{1} 11.6	
										523.02 H.I.			
			6.64	512.15	T.P. on P.I.								
	10.87	523.02											
+75			7.4			515.0	(17.6)		0.0 3.0	C0^{6} 7.4 (515.6)	C2^{4} 10	C2^{8} 11.4	
28+00			7.6			515.3	(9.8)		0.0 1.0	C0^{1} 7.6 (515.4)	C1^{7} 10	C2^{0} 11.0	

(10)

	+	H.I. 523.02	−	Elev.
+25			7.6	
+50			5.8	
29+00			5.8	
+25			4.5	
+50			6.1	
+80			5.8	
30+00			6.1	
+25			7.1	
+50			6.2	
+60			3.9	
+80			2.9	
31+00			1.8	
+35			3.1	

℄ Grade	Lt		Δ 523.02 H.I.		Rt	
515.5	(10.0)		F0+ 7.6 (515.4)	0.0 0.5	C1 9 10	C2 0 11.0
515.8	(28.5)	0.0 5.0	C1+ 5.8 (517.2)		C3 1 10	C3 2 11.6
516.3	(24.8)	0.0 3.0	C0 2 5.8 (517.2)		C3 2 10	C3 5 11.8
516.5	(40.0)	0.0 8.0	C2- 4.5 (518.5)		C3 7 10	C3 8 11.9
516.8	(18.2)	0.0 0.5	C0- 6.1 (516.9)		C3 0 10	C3 4 11.7
517.1	(16.7)	0.0 0.2	C0- 5.8 (517.2)		C2 8 10	C3 2 11.6
517.3	(9.1)		F0+ 6.1 (516.9)	0.0 2.0	C2 0 10	C2 2 11.1
517.5	(5.7)		F1- 7.1 (515.9)	0.0 5.0	C1 9 10	C2 2 11.1
517.8	(17.9)		F1 0 6.2 (516.8)	0.0 2.2	C3 7 10	C3 8 11.9
517.9	(39.5)	0.0 3.0	C1 2 3.9 (519.1)		C5 0 10	C5 4 12.7
518.1	(56.6)	0.0 8.0	C2 0 2.9 (520.1)		C5 8 10	C6 6 13.3
518.3	(70.1)	0.0 10.0	C2 9 1.8 (521.2)		C6 0 10	C7 2 13.7
518.6	(41.5)	0.0 3.0	C1 3 3.1 (519.9)		C5 0 10	C6 4 13.2

(11)

	+	H.I.	−	Elev.		℄ Grade	Lt		℄		Rt
		523.02							523.02 H.I.		
+50			2.0			518.75	(48.6)	0.0 6.0	C2^{2} 2.0 (521.0)	C4^{8} 10	C5^{8} 12.9
			11.15	511.87 B.M. #4					523.43 H.I.		
B.M. – Top of Boulder			33' Lt	30+88	−1.25%						
	11.56	523.43									
32+00			3.4			518.1	(56.2)	0.0 5.0	C1^{9} 3.4 (520.0)	C6^{0} 10	C8^{0} 14.0
+50			4.7			517.50	(33.4)	0.0 5.0	C1^{2} 4.7 (518.7)	C4^{0} 10	C4^{5} 12.2
+70			4.9			516.5	(50.0)	0.0 6.0	C2^{0} 4.9 (518.5)	C5^{6} 10	C6^{5} 13.2
+90			2.6			515.5	(121.0) 0.0 14.0	C2^{0} 10	C5^{3} 2.6 (520.8)	C7^{5} 10	C8^{8} 14.4
33+00			2.9		−5.0%	515.0	(126.5) C1^{2} 10.6	C1.3 10	C5^{5} 2.9 (520.5)	C8^{5} 10	C10^{4} 15.2
+30			6.1			513.5	(109.2)	0.0 10.0	C4^{0} 6.1 (517.3)	C8^{7} 10	C11^{7} 15.9
+50			7.0			512.5	(88.4)	0.0 8.5	C3^{9} 7.0 (516.4)	C8^{2} 10	C9^{6} 14.8
+75			7.6			511.3	(122.1)	0.0 10.5	C4^{5} 7.6 (515.8)	C9^{5} 10	C12^{0} 16.0
34+00			8.3			510.0	(124.8)	0.0 9.0	C5^{1} 8.3 (515.1)	C9^{3} 10	C12^{7} 16.4
+08			8.8			509.6	(110.5) 0.0 8.5	C4^{8} 5	C5^{0} 8.8 (514.6)	C7^{3} 10	C8^{8} 14.4

Slope Stks
Nov. -29-27
Ward - Notes
Duermit - Rod
McBain - Chn

(12)

	+	H.I. 523.43	−	Elev.		℄ Grade		Lt	℄ 523.43 H.I.		Rt
+22			17.8			508.9	(1.4)		F3^{3} 17.8 505.6	0.0 8.0	C1^{0} 10 C1^{4} 10.7
+32			19.0		−5.0 %	508.4	(1.0)		F4^{0} 19.0 504.4	0.0 8.0	C0^{8} 10 C1^{1} 10.6
+50			15.4			507.5	(40.3)	0.0 0.5	C0^{5} 15.4 508.0	C5^{5} 10	C7^{4} 13.7
+66			9.8			506.7	(159.0)	0.0 9.0	C6^{9} 9.8 513.6	C11^{0} 10	C14^{0} 17.0
+85			11.7		+75	(506.25) 505.9	(163.4)	0.0 12.0 C1^{0} 10	C5^{8} 11.7 511.7	C11^{3} 10	C15^{2} 17.6
35+00			10.7		50' V.C.	505.3	(178.6)	0.0 12.0	C7^{4} 10.7 512.7	C11^{5} 10	C13^{8} 16.9
+10			12.1			505.2	(149.3)	0.0 11.0	C6^{1} 12.1 511.3	C10^{4} 10	C12^{7} 16.4
			6.95	516.48 BM #5					516.78 H.I.		
B.M. − On Top Boulder			30' Rt.	35+25							
	0.30	516.78									
+25			10.9			505.00	(36.5)	0.0 2.5	C0^{9} 10.9 505.9	C3^{3} 8	C6^{0} 10 C6^{2} 13.1
											+ 30 = 0.0 − 10 Rt.
35+34.66 E.C.			16.9				(0.0) +30		16.9 499.9		
+50			25.5		Level				25.5 491.3		
+52			27.4		Level				27.4 489.4		

Edge Water (10/8/27)
Level used on Channel Soundings
At time of Running ℄.
= Water Level that date.

<Water is 0.8 Higher at time of Levels than at running ℄.>

(13)

	+	H.I. 516.78	−	Elev
35+63			35.4	
+66			42.4	
+82			57.4	
+92			62.4	
36+04			59.4	
+12			55.4	
+14			51.4	
+32			41.4	
+37			34.4	
+45			32.4	
36+55 Edge Water 10/8/27			27.4	

These Elevations were obtained by Soundings from Boat.

Across Arm of Lake.

H.	+	516.78 H.I.	−	Elev
		35.4	481.4	
		42.4	474.4	
		57.4	459.4	
		62.4	454.4	
		59.4	457.4	
		55.4	461.4	
		51.4	465.4	
		41.4	475.4	
		34.4	482.4	
		32.4	484.4	
		27.4	489.4	

(14)

+	H.I.	−	Elev.	
B.M.-on top Boulder 30' Rt. 35+25, 516.48 B.M. #5				
1.96	518.44			
		10.25	508.19	BM #6
B.M. - On top Boulder 40' Rt. 37+00				
11.67	519.86			
36+70		23.5		
+92		16.7		
37+00		14.5		
+10		12.1		
+50		6.7		
38+00		4.4		
+20		2.9		
+50		1.9		
38+65.87 Δ Rt.		0.7		
39+00		3.2		
+50		5.9		

Nov. 14-'27
Ward - Notes
Duermit - Inst.
McBain - Rod

519.86 H.I.

| | Lt. | | | |

(15)

	+	H.I.	−	Elev.		℄ Grade	Lt.	℄	Rt
		519.86						519.86 H.I.	
40+00			4.2		X	516.75	(7.1) C2^{2} 11.1 C2^{0} 10 0.0 4.0 F1^{1} 4.2 (515.7)		
+50			2.4			516.0	(32.9) C4^{2} 12.1 C3^{7} 10 C1^{5} 2.4 (517.5)	0.0 4.0	
			5.85	514.01 T.P.				519.67 H.I.	
	5.66	519.67							
41+00			3.3			515.3	(39.1) C6^{4} 13.2 C4^{8} 10 C1^{1} 3.3 (516.4)	0.0 3.5	
+10			2.9		−1.50 %	515.1	(54.7) C7^{6} 13.8 C6^{2} 10 C1^{7} 2.9 (516.8)	0.0 4.0	
+35			3.0			514.7	(51.7) C6^{2} 13.1 C5^{3} 10 C2^{0} 3.0 (516.7)	0.0 7.0	
+50			3.5			514.5	(44.3) C5^{5} 12.8 C4^{8} 10 C1^{7} 3.5 (516.2)	0.0 6.0	
+70			5.2			514.2	(17.2) C3^{0} 11.5 C2^{7} 10 C0^{3} 5.2 (514.5)	0.0 1.0	
42+00			6.5			513.8	(6.8) C1^{8} 10.9 C1^{7} 10 0.0 3.0 F0^{6} 6.5 (513.2)		
+20			6.2			513.5	(9.3) C1^{9} 11.0 C1^{7} 10 0.0 ℄ 6.2 (513.5)		
+50			6.7			513.0	(11.2) C2^{4} 11.2 C2^{0} 10 0.0 ℄ 6.7 (513.0)		
					+75 X	512.62			
43+00			7.2		50' V.C.	512.0	(13.8) C2^{0} 11.0 C1^{9} 10 C0^{5} 7.2 (512.5)	0.0 3.0	
+15			7.4			511.3	(18.2) C2^{0} 11.0 C2^{0} 10 C1^{0} 7.4 (512.3)	0.0 4.5	
					+25 X	510.88			

(16)

	+	H.I. 519.67	−	Elev.	
+50			8.8		
			8.93	510.74	T.P. on △ Hub
	1.24	511.98			
+70			1.4		
44+00			3.1		
+25			5.6		
+50			8.9		
+75			12.0		
45+00			11.5		
+50			9.8		
			9.98	502.00	T.P.
	8.12	510.12			
46+00			6.9		
+20			6.2		
+50			6.8		

− 5.50 %

100' V.C.

+1.68 %

	Lt					Grade		Rt
							519.67 H.I.	
							510.9	
509.5	(27.6)	C2 6 11.3	C2 4 10	C1 +	8.8		0.0 10.0	
							511.98 H.I.	
							510.6	
508.4	(44.6)	C3 2 11.6	C3 0 10	C2 2	1.4	C1 0 10	C1 0 10.5	
							508.9	
506.8	(41.5)	C2 6 11.3	C2 5 10	C2 1	3.1	C1 2 10	C1 3 10.6	
							506.A	
505.4	(19.0)	C1 2 10.6	C1 2 10	C1 0	5.6	CO 5 10	CO 4 10.2	
	(0.0)	+37					503.1	+37 = 0.0 sec. both sides
504.00				F0 9	8.9			
							500.0	
502.9		F2 0 11.0	F2 3 8	F2 9	12.0	F3 4 8	F4 0 14.0	
							500.5	
502.2				F1 7	11.5			
	(0.0)	+23 = 0.0 − 10' Lt.						
							502.N	
502.09	(4.2)	CO 7 10.4	CO 7 10	CO 1	9.8		0.0 1.0	
							510.12 H.I.	
							503.N	
502.9	(6.9)	CO 9 10.5	CO 9 10	CO 3	6.9		0.0 4.5	
							503.9	
503.2	(13.8)	C1 0 10.5	C1 0 10	CO 7	6.2	CO 3 10	CO 3 10.2	
							503.3	
503.7	(1.0)	CO 3 10.2	CO 3 10	D.O 4.0	FO 4	6.8		

(17)

	+	H.I. 510.12	−	Elev.		℄ Grade		Lt.		℄ 510.12 H.I.		Rt
47+00			5.5			504.6	(3.6)	C0^{7} 10.4	C0^{7} 10	0.0 ℄ 5.5 (504.6)		
+50			4.8			505.4	(4.2)	C1^{0} 10.5	C0^{9} 10	0.0 1.0 F0^{1} 4.8 (505.3)		
+75			4.8			505.8	(2.9)	C1^{0} 10.5	C0^{9} 10	0.0 4.0 F0^{5} 4.8 (505.3)		
48+00			3.6		+ 1.688 %	506.3	(8.1)	C1^{3} 10.7	C1^{3} 10	C0^{2} 3.6 (506.5)	0.0 1.0	
+20			3.3			506.6	(11.1)	C1^{9} 11.0	C1^{8} 10	C0^{2} 3.3 (506.8)	0.0 2.0	
+50			0.7			507.2	(47.9)	C4^{3} 12.2	C3^{9} 10	C2^{2} 0.7 (509.4)	C0^{4} 10	0.0 11.5
			0.69	509.43	TP.					514.26 H.I.		
	4.83	514.26			+75	507.58						
+85			3.7		50' V.C.	507.7 Offset 3' Rt.	(48.4)	C4.2 12.1	C.4.0 10	~~C2^{9}~~ 3.7 (510.6)	C2^{2} ℄	0.0 12.0
49+00			3.8			507.7 offset 6'	(42.0)	C3^{5} 11.8	C3^{3} 10	~~C2^{8}~~ 3.8 (510.5)	C1^{9} ℄	C0^{5} 10 0.0 12.0
					+25	507.25						
49+17.40	△ Rt.		4.2			507.4 Ext. 10'±		<Not needed>		C2^{7} 4.2 (510.1)		
+50			7.3		−3.0 %	506.5 offset 4'	(5.8)	C1^{1} 10.6	C1^{0} 10	~~C0^{5}~~ 7.3 (507.0)	C0^{1} ℄	0.0 0.5
							(0.0)	+80 = 0.0 − 10' Lt.				
50+00			10.9			505.0		F1^{0} 9.5	F1^{2} 8	F1^{6} 10.9 (503.4)	F1^{7} 8	F1^{8} 10.6
			8.48	505.78	BM #7							
B.M. − Spk. in Hub 40' Lt. 50+00												
	5.62	511.40										

(18)

	+	H.I. 511.40	−	Elev.	
					−3.0%
+50			8.4		
51+00			9.3		
+50			9.7		
+65			10.5		
+85			9.5		+1.33%
52+00			10.2		
+25			8.6		
+50			8.0		
+80			5.9		
53+00			6.6		+3.555%
+30			4.1		
+50			4.1		
+60			4.4		

℄ Grade		Lt	℄ 511.40 H.I.		Rt
503.5	(0.0)		0.0 / 10.0	8.4 FO5 ℄ (503.0)	FO7 / 9.0
502.00	(3.8)	CO6 / 10.3	CO6 / 10	9.3 CO1 ℄ (502.1)	0.0 / 4.0
	(2.0)	+2.0 = 0.0 − 10' Lt.			
502.7			F1⁰ / 9.5	9.7 F1⁰ ℄ (501.7)	F1⁶ / 10.4
502.9			F1⁶ / 10.4	10.5 F2⁰ ℄ (500.9)	F2³ / 11.5
503.1				9.5 F1³ ℄ (501.9)	
503.3			F1³ / 10.0	10.2 F2¹ ℄ (501.2)	F2⁴ / 11.6
503.7			FO7 / 9.0	8.6 FO9 ℄ (502.8)	FO4 / 8.6
504.00	(0.0)		0.0 / 10.0	8.0 FO6 ℄ (503.4)	F1⁰ / 9.5
505.1	(6.1)	CO7 / 10.4	CO6 / 10	5.9 CO4 ℄ (505.5)	0.0 / 5.0
505.8	(0.1)	CO2 CO2 / 10.1 10	0.0 / 9.0	6.6 F1⁰ ℄ (504.8)	F2⁰ / 11.0
506.9	(7.8)	CO8 / 10.4	CO8 / 10	7.1 CO4 ℄ (507.3)	0.0 / 8.0
507.6	(1.6)	CO6 CO6 / 10.3 10	0.0 / 5.0	4.1 FO3 ℄ (507.3)	F1¹ / 9.7
508.0	(0.0)		0.0 / 10.0	4.4 F1⁰ ℄ (507.0)	F1⁷ / 10.5

(19)

	+	H.I. 511.40	−	Elev.		℄ Grade		Lt		℄ 511.40 H.I.		Rt
+75			3.0		+ 3.555 %	508.4	(2.0)	CO^4 10.2	CO^4 10	508.4 3.0	0.0 ℄	0.0 5.0
54+00			1.9			509.3	(7.0)	Cl^2 10.6	Cl^1 10	509.5 1.9	CO^2 ℄	0.0 2.5
			1.16	510.24	T.P. Top 54+00					523.24 H.I.		
	13.00	523.24										
+20			13.0			510.0	(5.0)	CO^7 10.4	CO^7 10	510.2 13.0	CO^2 ℄	0.0 4.0
+35			12.9			510.6	(0.8)	CO^3 10.2	CO^3 10	0.0 5.0	510.3 12.9	FO^3 ℄
+50			12.3			511.11	(2.5)	CO^6 10.3	CO^6 10	0.0 2.0	510.9 12.3	FO^2 ℄
+65			11.1		50' V.C.	511.8	(6.0)	Cl^0 10.5	CO^8 10	512.1 11.1	CO^3 ℄	0.0 2.0
+80			11.5			512.5	(0.0)		0.0 10.0	511.7 11.5	FO^8 ℄	
55+00			10.0			514.00			0.0 10.0	513.2 10.0	FO^8 ℄	Fl^0 9.5
+25			8.3			516.0			0.0 11.5	514.9 8.3	Fl^1 ℄	
+50			7.0		+ 8.0 %	518.0			FO^7 9.0	516.2 7.0	Fl^8 ℄	$F2^7$ 12.0
							(0.0)	+ 70 = 0.0 − 10' Lt.				
+75			3.9			520.0	(1.5)	CO^8 10.4	CO^7 10	0.0 6.0	519.3 3.9	FO^7 ℄
56+00			1.5			522.0	(4.6)	Cl^4 10.7	Cl^2 10	0.0 3.0	521.7 1.5	FO^3 ℄

(20)

	+	H.I.	−	Elev.	
		523.24			
			1.70	521.54	TP.
	12.61	534.15			
+50			6.1		
+75			3.3		
57+00			2.1		
			0.73	533.42	TP. on P.O.T.
	12.17	545.59			
+50			10.7		
58+00			8.3		
+50			5.5		
			1.98	543.61	B.M. #8.

B.M. – Spk. in Telephone Pole 14' Lt. 58+50

	11.36	554.97		
59+00			12.8	
+25			10.8	
+50			11.6	
60+00			8.0	

+8.0%

+5.0%

+8.0%

% Grade	Lt	℄	Rt
		534.15 H.I.	
526.0	(46.5)	C4.3 C4.0 6.1 C2.1 ℄ (528.1)	0.0 11.0
528.0	(59.3)	C4.0 C3.7 3.3 C2.8 ℄ (530.8)	C1.7 C1.5 10 10.7
530.0	(46.7)	C3.4 C3.3 2.1 C2.1 ℄ (532.1)	C1.2 C1.1 10 10.6
		545.59 H.I.	
534.00	(20.1)	C2.4 C2.3 10.7 C0.2 ℄ (534.9)	0.0 6.0
536.5	(21.9)	C3.1 C2.8 8.3 C0.2 ℄ (537.3)	0.0 4.0
539.0	(25.8)	C3.4 C3.0 5.5 C1.1 ℄ (540.1)	0.0 5.0
		554.97 H.I.	
541.5	(22.0)	C3.2 C3.0 12.8 C0.7 ℄ (542.2)	0.0 3.0
542.8	(25.8)	C3.2 C3.0 10.8 C1.4 ℄ (544.2)	0.0 2.4
544.00	(12.5)	C2.5 C2.3 C1.7 0.0 11.3 10 6 2.5 FO.6 ℄ (543.4)	0.0 0.0 3.0 10.0
548.0	(2.4)	C0.2 C0.2 0.0 8.0 F1.2 ℄ (547.0)	FO.3 8.5

(21)

	+	H.I.	−	Elev.	
		554.97			
+50			4.5		
			1.20	553.77	T.P.
	12.08	565.85			
61+00			10.6		
+50			4.8		
62+00			0.7		
			0.91	564.94	T.P.
	12.58	577.52			
+50			7.8		
63+00			4.6		
+50			2.7		
64+00			2.0		
+50			1.8		
			1.96	575.56	T.P.
	3.63	579.19			
65+00			3.3		

+8.0 to 100' Lt. Level

Grade		Lt.	℄	Rt
			554.97 H.I.	
552.0	(2.8)	C1 0 / 10.5 C1 0 / 10	0 / 5 — 550.5 — 4.5 F1 5 ℄	F0 7 / 8
			565.85 H.I.	
556.0	(9.4)	C2 3 / 11 C2 2 / 10	0 / 3 — 555.3 — 10.6 F0 7 ℄	0 / 2 — 0 / 10.8
560.0	(35.4)	C3 8 / 11.9 C3 5 / 10	561.1 — 4.8 C1 L ℄	C0 7 / 10 — C0 7 / 10.1
564.0	(25.2)	C2 4 / 11 C2 4 / 10	566.2 — 0.7 C1 2 ℄	C0 9 / 10 — C1 0 / 10.5
			577.52 H.I.	
568.0	(45.5)	C2 2 / 11.1 C2 2 / 10	569.7 — 7.8 C1 7 ℄	C1 2 / 1 C1 2 / 6 C1 2 / 10 C1 L / 10.6
572.00	(9.2)	C1 L / 10.6 C1 0 / 10	572.9 — 4.6 C0 9 ℄	C0 9 / 10 C0 9 / 10.5
575.0	(0.5)	F0 2 / 8.3	574.8 — 2.7 F0 2 ℄	0.0 / 5.5 C0 2 / 10 C0 2 / 10.1
		+70 = 0.0 − 10' Rt.		
576.00		F0 7 / 9.0	575.5 — 2.0 F0 5 ℄	F0 3 / 8.5
576.0		F1 0 / 9.5	575.7 — 1.8 F0 3 ℄	0.0 / 10.0
			579.19 H.I.	
		+75 = 0.0 − 10 Rt.		
576.00	(1.9)	F0 5 / 8.7	575.9 — 3.3 F0 L ℄	0.0 / 1.0 C0 4 / 10 C0 4 / 10.2

	+	H.I. 579.19	−	Elev.		℄ Grade	Lt		℄ 579.19 H.I.		Rt		
+25			2.8			575.8	(12.9)	0.0 9.0	576.4 2.8	CO^{6} ℄	$C1^{1}$ 8	$C1^{6}$ 10	$C1^{7}$ 10.9
+50			3.2		−1.0%	575.5	(10.1)	0.0 9.0	576.0 3.2	CO^{5} ℄	$C1^{0}$ 10	$C1^{1}$ 10.6	
+85			3.2			575.2	(15.6) 0.0 9.0	CO^{4} 7	576.0 3.2	CO^{8} ℄	$C1^{0}$ 6	$C1^{5}$ 10	$C1^{6}$ 10.8
66+00			3.9			575.0	(7.1)	0.0 6.0	575.3 3.9	CO^{3} ℄	CO^{9} 10	$C1^{0}$ 10.5	
+20			4.6			574.8			574.6 4.6	FO^{2} ℄	0.0 10.0		
+50			4.6			574.5	(0.5)	0.0 4.5	574.6 4.6	CO^{1} ℄	0.0 6.0		
66+67.93 △			4.75		On Rail Cattle Guard				574.44 4.75 On Top Cattle Guard				
+80			4.6			574.2	(2.4) +92 = 0.0 ℄ − 0.0 2 Lt.	0.0 6.5.	574.6 4.6	CO^{4} ℄	0.0 5.5		
67+00			5.8			574.0			573.4 5.8	FO^{6} ℄			
+25			7.3		−1.0%	573.8			571.9 7.3	$F1^{9}$ ℄			
+50			7.7			573.5		$F2^{4}$ 11.6	571.5 7.7	$F2^{0}$ ℄	$F1^{7}$ 10.5		
+75			7.5			573.2			571.7 7.5	$F1^{5}$ ℄			
68+00			7.9			573.0			571.3 7.9	$F1^{7}$ ℄			

	+	H.I.	−	Elev.		
		579.19				
+20 Sm. Drain			8.2			−1.0 %
			8.01	571.18	T.P.	
	5.18	576.36				
+50			4.8			
69+00			4.1			
+50			4.8			
70+00			4.5			+0.40 %
+50 Sm. Drain			4.0			
			3.72	572.64	B.M. #9	
BM - Spk. in Tel. Pole 14' Lt 70+45						
	4.20	576.84				
71+00			3.1			
+25			2.3			
+50			2.3			
72+00			4.9			−1.75 %

℄ Grade		Lt		℄		Rt		
				579.19 H.I.				
572.8			F2^{7} 12.0	571.0 8.2	F2^{8} ℄	F2^{3} 11.5		
				576.36 H.I.				
572.5			F0^{8} 9.2	571.6 4.8	F0^{9} ℄	F0^{4} 8.6		
		+75 = 0.0 10 Lt.	0.0 10 Rt.					
572.00	11.6		0.0 10.0	572.3 4.1	C0^{3} ℄	C1^{6} 10	C1^{6} 10.8	
572.2	0.7			571.6 4.8	F0^{6} ℄	0.0 5.5	C0^{3} 10	C0^{3} 10.2
572.4	1.2			571.9 4.5	F0^{5} ℄	0.0 5.5	C0^{5} 10	C0^{5} 10.3
572.6	1.4			572.4 4.0	F0^{2} ℄	0.0 5.5	C0^{6} 10	C0^{6} 10.3
				576.84 H.I.				
572.8	22.4	C0^{8} 10.4	C0^{8} 10	573.7 3.1	C0^{9} ℄	C1^{7} 10	C1^{8} 10.9	
572.9	37.9	C1^{5} 10.8	C1^{5} 10	574.5 2.3	C1^{6} ℄	C1^{9} 5	C2^{6} 10	C2^{7} 11.4
573.00	34.8	C1^{3} 10.7	C1^{4} 10	574.5 2.3	C1^{5} ℄	C2^{2} 10	C2^{3} 11.2	
572.1	1.6			571.9 4.9	F0^{2} ℄	0.0 4.0	C0^{5} 10	C0^{6} 10.3

	+	H.I.	−	Elev.	
		576.84			
+50			6.4		
73+00 Sm. Drain			7.6		
+50			6.8		
74+00			6.5		
+50			7.8		
			7.41	569.43	T.P.
	4.11	573.54			
75+00			6.8		
+50 Sm. Drain			7.5		
76+00			6.4		
+50			5.9		
77+00			4.1		
+50			2.8		
78+00			3.0		

−1.75 %

+1.818 %

℄ Grade		Lt.		℄		Rt		
				576.84 H.I.				
571.3		0.3		570.4 6.4	FO^{9} ℄	0.0 7.0	CO^{2} 10.1	
		+65 = 0.0 − 10 Rt.		569.2				
570.4			F1^{4} 10.1	7.6	F1^{2} ℄	FO^{7} 9.0		
569.5		12.4	0.0 11.0	570.0 6.8	CO^{5} ℄	CO^{8} 5	C1^{5} 10	C1^{6} 10.8
568.6	32.9	CO^{8} 10.4 C1^{0} 10	C1^{5} 7.5	570.3 6.5	C1^{7} ℄	C2^{0} 5	C2^{6} 10	C2^{8} 11.4
567.8	28.0	CO^{9} 10.5	C1^{2} 10	569.0 7.8	C1^{2} ℄	C1^{2} 5	C2^{2} 10	C2^{2} 11.1
				573.54 H.I.				
566.9	1.3			566.7 6.8	FO^{2} ℄	0.0 6	CO^{6} 10	CO^{6} 10.3
566.00	2.6		0.0 5.0	566.0 7.5	0.0 ℄	CO^{5} 10	CO^{5} 10.3	
566.9	6.4		0.0 7.0	567.1 6.4	CO^{2} ℄	CO^{9} 10	C1^{0} 10.5	
567.8	3.6			567.6 5.9	FO^{2} ℄	0.0 3.5	C1^{0} 10	C1^{1} 10.6
568.7	15.5		CO^{2} 10.1	569.4 4.1	CO^{7} ℄	C1^{9} 10	C2^{0} 11.0	
569.6	20.8	CO^{4} 10.2	CO^{4} 10	570.7 2.8	C1^{1} ℄	C1^{3} 8	C1^{7} 10	C1^{8} 10.9
570.5	1.8		0.0 4.0	570.5 3.0	0.0 ℄	CO^{1} 6	CO^{6} 10	CO^{7} 10.4
		+25 = 0.0 − 10 Rt.						

	+	H.I.	−	Elev.		℄ Grade	Lt	℄	Rt.		
		573.54						573.54 H.I.			
+50			3.0			571.5		F1^{4} 10.1	570.5 3.0 F1^{0} ℄	F0^{7} 9.0	
79+00			2.0		+ 1.818 %	572.4		F1^{5} 10.2	571.5 2.0 F0^{9}	0.0 9.5	
+50			0.4			573.3	2.6		573.1 0.4 F0^{2} ℄	0.0 4.0 C0^{8} 10	C0^{8} 10.4
			0.62	572.92	B.M. #10			'578.15 H.I.			
B.M. - Spk. in Tel. Pole 10' Lt. 79+45											
	5.23	578.15			Nov. 15 - '27 Ward - Notes Duermit - Inst McBain - Rod						
80+00			4.3			574.2	0.8		573.9 4.3 F0^{3} ℄	0.0 7.0 C0^{5} 10	C0^{5} 10.3
+50			2.8			575.09	6.3	0.0 8.0	575.4 2.8 C0^{3} ℄	C0^{5} 8 C0^{7} 10	C0^{8} 10.4
81+00			3.2		100' V.C.	575.3	2.0	F0^{8} 9.2	575.0 3.2 F0^{3} ℄	0.0 6.5 C0^{5} 10	C0^{6} 10.3
+50			3.3			574.125	15.4	0.0 7.5	574.9 3.3 C0^{8} ℄	C1^{3} 8 C1^{8} 10	C2^{0} 11.0
+60			3.5			573.8	19.0	0.0 9.5	574.7 3.5 C0^{9} ℄	C1^{4} 7 C2^{2} 10	C2^{3} 11.2
82+00			5.7		− 3.75 %	572.25	7.5	0.0 7.0	572.5 5.7 C0^{2} ℄	C1^{1} 10 C1^{2} 10.6	
+50			8.0			570.4	3.1	0.0 6.5	570.2 8.0 F0^{2} ℄	0.0 3.5 C0^{5} 8	C1^{1} 10 C1^{1} 10.6
83+00			9.6			568.50	3.8	0.0 5.0	568.6 9.6 C0^{1} ℄	C0^{4} 8 C0^{9} 10	C1^{0} 10.5

	+	H.I. 578.15	−	Elev.		℄ Grade		Lt		℄ 578.15 H.I.		Rt		
+50			9.8		Level	568.5	0.3		0.0 / 7.0	568.4 / 9.8	FO1 ℄	0.0 / 8.5	CO3 / 10	CO3 / 10.2
+75			9.9			568.5	0.3		FO6 / 8.9	568.3 / 9.9	FO2 ℄	0.0 / 8.5	CO3 / 10	CO3 / 10.2
84+00			9.8			568.50	1.5		FI0 / 9.5	568.4 / 9.8	FO1 ℄	0.0 / 3.0	CO2 / 8	CO7 / 10 CO8 / 10.4
+50			9.4		+1.0%	569.0			FO4 / 8.6	568.8 / 9.4	FO2 ℄	0.0 / 9.0	0.0 / 10	
+75			9.2			569.25			FO5 / 8.7	569.0 / 9.2	FO3 ℄	0.0 / 10		
85+00			9.8		50' V.C.	569.3			FI3 / 10.0	568.4 / 9.8	FO9 ℄	FO5 / 8.7		
			9.20	568.95 T.P.						570.96 H.I.				
	2.01	570.96			+25	568.88		+30=0.0 − 10 Rt.						
+50			2.7			568.3	0.5		FO4 / 8.6	568.3 / 2.7	0.0 ℄	0.0 / 7.0	CO3 / 10	CO4 / 10.2
86+00			4.0		−2.50%	567.0	0.6			567.0 / 4.0	0.0 ℄	0.0 / 7.0	CO4 / 10	CO4 / 10.2
+50			4.6			565.75	13.9	CO3 / 10.2	CO3 / 10	566.4 / 4.6	CO6 ℄	CO7 / 5	CI5 / 10	CI5 / 10.8
86+74.61 E.C. / 86+74.99 P.O.T.	34.62 Dist.					34.62								
+85			5.3		−2.76%	564.8	19.7	CO5 / 10.3	CO5 / 10	565.7 / 5.3	CO9 ℄	CI5 / 10	CI6 / 10.8	
87+00			6.1			564.4	16.4	0.0 / 9.0	CO7 / 8	564.9 / 6.1	CO5 ℄	CI0 / 5	CI7 / 10	CI7 / 10.9
+50			7.7			563.0	3.8		0.0 / 7.0	563.3 / 7.7	CO3 ℄	0.0 / 6.5	CO9 / 10	CO9 / 10.5

	+	H.I.	−	Elev.	
		570.96			
88+00			9.5		
+35			10.8		
+50			11.8		
			12.16	558.80	T.P.
	3.13	561.93			
+80			6.4		
89+00			7.7		
+25			8.1		
+50			8.0		
+75			9.3		
90+00			10.4		
			6.09	555.84	B.M. #11
B.M.-Spk. in Tel. Pole 16' Rt 90+00					
	0.89	556.73			
+50					

− 4.666 %

− 6.0 %

℄ Grade		Lt		℄		Rt		
				570.96 H.I.				
560.7	(17.8)	C0.7 / 10.4	C0.7 / 10	561.5 / 9.5	C0.8 / ℄	C0.6 / 6	C1.9 / 10	C1.9 / 11.0
559.0	(27.4)	C1.2 / 10.6	C1.2 / 10	560.2 / 10.8	C1.2 / ℄	C1.8 / 10	C2.0 / 11.0	
558.3	(19.2)	C0.5 / 10.3	C0.6 / 10	559.2 / 11.8	C0.9 / ℄	C1.1 / 7	C1.5 / 10	C1.6 / 10.8
				561.93 H.I.				
		+65 = 0.0 / 10 Lt	− 0.0 / 10 Rt.					
556.9			F1.7 / 10.5	555.5 / 6.4	F1.4 / ℄	F0.6 / 8.9		
556.0			F4.0 / 14.0	554.2 / 7.7	F1.8 / ℄	F1.0 / 9.5		
		+15 = 0.0 − 10 Rt.						
554.5	(3.1)		F0.6 / 8.9	553.8 / 8.1	F0.7 / ℄	0.0 / 5.5	C1.2 / 10	C1.3 / 10.7
553.0	(34.2)	0.0 / 12.5	C0.7 / 10	C0.3 / 3	553.9 / 8.0	C0.9 / ℄	C2.8 / 5	C3.5 / 10	C3.8 / 11.9
551.5	(40.7)	0.0 / 12	C1.0 / 10	552.6 / 9.3	C1.1 / ℄	C3.2 / 6	C4.4 / 10	C4.6 / 12.3
550.0	(34.2)	0.0 / 8.5	C1.0 / 7	551.5 / 10.4	C1.5 / ℄	C1.6 / 5	C4.0 / 10	C4.3 / 12.2
				556.73 H.I.				
547.0	(18.1)	0.0 / 7.0	C0.4 / 6	547.7 / 9.0	C0.7 / ℄	C0.7 / 5	C1.7 / 8	C3.6 / 10	C4.0 / 12.0

	+	H.I.	−	Elev.	
		556.73			
91+00			12.9		
			12.62	544.11	T.P.
	1.13	545.24			
+50			5.2		
92+00			10.3		
+25			11.6		
			12.75	532.49	T.P.
	0.32	532.81			
+50			1.6		
+75			5.6		
93+00			7.8		
+25			9.9		
+50			11.7		
			11.35	521.46	T.P.
	2.04	523.50			
+75			3.0		

−8.0 %

−8.0 %

℄ Grade		Lt		℄		Rt			
				556.73 H.I.					
543.0	33.9	0.0 / 9.0	C0⁵ / 8	543.8 / 12.9	C0⁸ / ℄	C1⁴ / 4	C3⁸ / 8	C4⁴ / 10	C5⁰ / 12.5
				545.24 H.I.					
539.0	48.6	0.0 / 11.5	C1⁰ / 9	540.0 / 5.2	C1⁰ / ℄	C1⁵ / 4	C4⁸ / 7	C5⁶ / 10	C6⁶ / 13.3
535.0	20.5	0.0 / 8.0	C0⁴ / 7	C1⁰ / 1	534.9 / 10.3	F0¹ / ℄	0.0 / ℄	C0³ / 6	C4² / 10	C5³ / 12.7
533.0	9.8		0.0 / 6.0	533.6 / 11.6	C0⁶ / ℄	C0² / 7	C2⁰ / 10	C3⁸ / 11.9	
				532.81 H.I.					
531.0	8.7		0.0 / 6.0	531.2 / 1.6	C0² / ℄	0.0 / 5.0	C2³ / 10	C3¹ / 11.6	
529.0	9.8			527.2 / 5.6	F1⁸ / ℄	F1⁴ / 3	0.0 / 5.4	C1⁶ / 6	C2³ / 10	C2⁶ / 11.3
527.0	4.0			525.0 / 7.8	F2⁰ / ℄	0.0 / 5.2	C1⁴ / 10	C1⁷ / 10.9	
525.0	3.7			522.9 / 9.9	F2¹ / ℄	0.0 / 7.0	C1⁴ / 10	C1⁶ / 10.8	
523.0	0.4			521.1 / 11.7	F1⁹ / ℄	0.0 / 9.0	C0⁶ / 10	C0⁶ / 10.3	
				523.50 H.I.					
		+60 = 0.0 − 10 Rt							
521.0			F1³ / 10.0	520.5 / 3.0	F0⁵ / ℄	F0⁴ / 8.6			

(29)

	+	H.I.	−	Elev.
		523.50		
94+00			4.0	
+25			7.1	
+50			8.9	
+75			9.9	
95+00			11.2	
+25			11.5	
			11.87	511.63 T.P.
	1.95	513.58		
+50			3.3	
+85			4.8	
96+00			6.6	
+25			7.8	
+40			10.5	
+50			11.1	

+6.50 #10

| Grade | Lt. | | ℄ 523.50 H.I. | | |

(30)

	+	H.I.	−	Elev.	
		513.58			
			10.73	502.85	T.P.
	11.52	514.37			
+70			13.8		
97+00 Creek Construct Ford			13.8		
+20			14.0		
+50			11.3		
+75			9.9		
98+00			7.3		
+20			5.0		
+50			4.1		
99+00			1.5		
			0.98	513.39	T.P.
	12.30	525.69			
+50			10.1		
+75			9.3		

−6.50% → +75 → 50' V.C. → +25 → +6.25%

℄ Grade	Lt		℄	Rt
			514.37 H.I.	
501.4			500.6 13.8 FO 8 ℄	0.0 10.0
501.12				
500.3	(6.1)	0.0 10.0	500.6 13.8 CO 3 ℄	CO 6 10 CO 6 10.3
500.8	(0.9)		500.4 14.0 FO 4 ℄	0.0 4.4 CO 3 10 CO 3 10.2
501.06				
502.6	(4.0)	0.0 11.0	503.1 11.3 CO 5 ℄	0.0 7.0 0.0 10
505.1		FO 5 8.7	504.5 9.9 FO 6 ℄	FO 7 9.0
		+85 = 0.0 sec.		
505.7	(27.9)	C1 2 10.6 C1 2 10	507.1 7.3 C1 4 ℄	C1 4 10 C1 4 10.7
507.0	(47.9)	C2 3 11.2 C2 3 10	509.4 5.0 C2 4 ℄	C2 2 10 C2 2 11.0
508.9	(27.9)	C1 4 10.7 C1 4 10	510.3 4.1 C1 4 ℄	C1 2 10 C1 2 10.6
512.0	(15.2)	CO 9 10.5 CO 9 10	512.9 1.5 CO 2 ℄	C1 2 10 C1 4 10.7
			525.69 H.I.	
515.1	(7.6)	0.0 10.0	516.6 10.1 CO 5 ℄	CO 5 10 CO 5 10.3
		+62 = 0.0 sec.		
516.7		FO 5 8.7	516.4 9.3 FO 3 ℄	FO 5 8.7

	+	H.I. 525.69	−	Elev.		℄ Grade	Lt		℄ 525.69 H.I.		Rt		
100+00			7.9			518.3			FO^{6} 8.9	517.8 7.9 FO^{5} ℄	0.0 8.0		
+25			6.1			519.9			0.0 10.0	519.6 6.1 FO^{3} ℄	0.0 10		
+50			3.4		+ 6.25 %	521.4	(22.2)	CO^{8} 10.4	CO^{8} 10	522.3 3.4 CO^{9} ℄	CI^{2} 5	CI^{8} 10	CI^{8} 10.9
+75			1.4			523.0	(25.2)	CI^{0} 10.5	CI^{0} 10	524.3 1.4 CI^{3} ℄	CI^{3} 10	CI^{3} 10.7	
101+00			0.3			524.50	(16.3)	CO^{8} 10.4	CO^{8} 10	525.4 0.3 CO^{9} ℄	CO^{6} 10	CO^{6} 10.3	
			1.07	524.62	B.M. #12					535.09 H.I.			
B.M. – Spk. in Hub 25' Rt. 101+00													
	10.47	535.09											
+50			8.3		+ 2.727 %	525.9	(19.1)	CI^{5} 10.8	CI^{3} 10	526.8 8.3 CO^{9} ℄	CO^{6} 10	CO^{6} 10.3	
102+00			6.7			527.2	(26.8)	CZ^{4} 11.2	CZ^{2} 10 CI^{4} 8	528.4 6.7 CI^{2} ℄	CI^{3} 4	CO^{9} 10	CO^{9} 10.5
+50			6.4			528.6	(3.5)	CO^{2} 10.1	CO^{2} 10	528.7 6.4 CO^{1} ℄	CO^{3} 10	CO^{3} 10.2	
103+00			5.0			529.95	(1.9)	CO^{8} 10.4	CO^{8} 10 CO^{1} 7	530.1 5.0 CO^{1} ℄	0.0 10.0		
+25			4.6			530.5	(1.4)		FO^{8} 9.2	530.5 4.6 0.0 ℄	0.0 8	CO^{6} 10	CO^{6} 10.3
							+40 = 0.0 – 10 Rt.						
+50			4.9		150' V.C.	530.8			FI^{2} 9.8	530.2 4.9 FO^{6} ℄	FO^{5} 8.7		

(32)

	+	H.I. 535.09	−	Elev.	
+75			5.4		150' V.C.
104+00			4.8		
+50			5.9		
105+00			6.6		
+50			7.8		
106+00			10.3		−3.50 %/o
+50			12.3		
			11.56	523.53 TP.	
	0.22	523.75			
+75			1.8		
107+00			3.2		
+50			5.6		50' V.C.
+70			6.2		
108+00			5.9		

℄ Grades	Lt	℄ 535.09 H.I.	Rt
530.8		Fil 9.7 — 529.7 — 5.4 — Fil ℄	FO 7 9.0
		+90 = 0.0 — 10 Rt.	
530.7	(1.5)	FO 8 9.2 — 530.3 — 4.8 — FO 4 ℄	0.0 6.5 — CO 5 10 — CO 6 10.3
529.37		0.0 10 — 529.2 — 5.9 — FO 2 ℄	FO 3 8.5
527.6	(17.9)	CO 6 10.3 — CO 6 10 — 528.5 — 6.6 — CO 9 ℄	C1 1 10 — C1 1 10.6
525.9	(25.6)	C1 2 10.6 — C1 2 10 — 527.3 — 7.8 — C1 4 ℄	C1 0 10 — C1 0 10.5
524.1	(15.2)	C1 1 10.6 — CO 9 10 — 524.8 — 10.3 — CO 7 ℄	CO 5 6 — C1 0 10 — C1 1 10.6
522.4	(8.6)	CO 3 10.2 — CO 7 10 — 522.8 — 12.3 — CO 4 ℄	CO 6 10 — CO 6 10.3
		523.75 H.I.	
521.5	(13.4)	0.0 10 — CO 8 9 — 522.0 — 1.8 — CO 5 ℄	CO 8 5 — CO 8 10 — CO 8 10.4
520.6		0.0 7.0 — 520.6 — 3.2 — 0.0 ℄	0.0 10.0
518.875		Fil 5 10.4 — 518.2 — 5.6 — FO 7 ℄	0.0 10.0
518.4		Fill — 517.6 — 6.2 — FO 8 ℄	0.0 9.0
518.30	(2.3)	Fil 0 9.5 — 517.9 — 5.9 — FO 4 ℄	0.0 6.0 — C1 2 10 — C1 2 10.6

	+	H.I.	−	Elev.		
		523.75				
			5.03	518.72	TP.	
	5.88	524.60				
+50			5.6			+1.214 %
109+00			4.9			
+50			5.3			
			7.23	517.37	BM. #13	
BM - Spk. in Tel. Pole 60' Lt. 109+60						
	7.42	524.79				
+85 Sm. Drain			6.7			−1.50 %
110+00			6.5			
+50			5.7			
111+00			5.4			
+50			7.2			
112+00			8.7			50' V.C.
+20 Sm. Drain			8.7			
+50			7.5			

℄ Grades		Lt		℄		Rt		
				524.60 H.I.				
518.9	11.4	0.0 12.6	CO^5 10	519.0 5.6	CO^1 ℄	CO^7 4	$C1^2$ 10	$C1^3$ 10.7
519.5	11.5	CO^6 10.3	CO^6 10	519.7 4.9	CO^2 ℄		$C1^2$ 10	$C1^2$ 10.6
520.125	1.0		FO^5 8.7	519.3 5.3	FO^8 ℄	0.0 8	CO^8 10	CO^8 10.4
				524.79 H.I.				
		+70=0.0 −10 Rt.						
519.6			$F2^1$ 11.2	518.1 6.7	$F1^5$ ℄	$F1^0$ 9.5		
519.4			$F1^7$ 10.5	518.3 6.5	$F1^1$ ℄	FO^5 8.7		
		+10=0.0 −10 Rt.						
518.6	15.9	CO^4 10.2	CO^4 10	CO^8 8	519.1 5.7	CO^5 ℄	CO^8 6	$C1^6$ 10	$C1^7$ 10.9
517.9	36.6	$C1^4$ 10.7	$C1^5$ 10	519.4 5.4	$C1^5$ ℄	$C2^4$ 10	$C2^5$ 11.3	
517.1	16.8	CO^5 10.3	CO^5 10	517.6 7.2	CO^5 ℄	$C1^0$ 5	$C1^8$ 10	$C2^1$ 11.1
516.375	6.6		FO^4 8.6	516.1 8.7	FO^3 ℄	0.0 2.0	$C1^5$ 10	$C1^6$ 10.8
516.3	3.8		FO^2 8.3	516.1 8.7	FO^2 ℄	0.0 3	$C1^0$ 10	$C1^0$ 10.5
517.0	12.5	CO^5 10.3	CO^5 10	517.3 7.5	CO^3 ℄	$C1^0$ 8	$C1^5$ 10	$C2^0$ 11.0

(34)

	+	H.I. 524.79	−	Elev.	
113+00			5.7		
+50			3.6		
			1.51	523.28	T.P.
	12.03	535.31			
114+00			12.2		
+50			9.8		
115+00			6.8		
+35			5.1		
+50			4.8		
+75			3.4		
116+00			2.5		
+25			3.1		
+50			4.2		
117+00			6.2		

+1.0 S/O

100' H.C.

+75 528.50

Sta. & Grades	Lt	℄ 524.79 H.I.	Rt
519.0 (9.5)	CO² CO² / 10.1 10	0.0 / 7.3 — 519.1 — 5.7 CO¹ ℄	C1⁰ C1⁵ C1⁵ / 6 10 10.8
521.0 (17.3)	0.0 / 10	0.0 / 7.5 — 521.2 — 3.6 CO² ℄	C1⁶ C2⁵ C2⁷ / 5 10 11.4
		535.31 H.I.	
523.0 (12.5)	CO¹ CO¹ / 10.2 10	0.0 / 7.5 — 523.1 — 12.2 CO¹ ℄	C1⁰ C2⁵ C2⁸ / 6 10 11.4
525.0 (18.5)		0.0 / 12 — 525.5 — 9.8 CO⁵ ℄	CO⁹ C1⁸ C2⁷ C2⁶ / 4 6 10 11.3
527.0 (38.1)	C1⁵ C1⁵ / 10.8 10	— 528.5 — 6.8 C1⁵ ℄	C1⁸ C2⁸ C3⁰ / 4 10 11.5
528.4 (49.9)	C1⁶ C2⁰ / 10.8 10	— 530.2 — 5.1 C1⁸ ℄	C2² C3² C3³ C3⁶ / 3 6 10 11.8
529.0 (43.9)	C1⁷ C1⁷ / 10.9 10	— 530.5 — 4.8 C1⁵ ℄	C2¹ C3⁰ C3² / 3 10 11.6
530.0 (36.6)	CO⁷ CO² CO⁶ C1⁰ / 10.4 10 6 3	— 531.9 — 3.4 C1² ℄	C2⁸ C2⁹ / 10 11.5
530.6 (45.6)	C1³ C1⁷ / 10.7 10	— 532.8 — 2.5 C2² ℄	C2⁸ C2⁹ / 10 11.5
530.6 (33.9)	CO⁵ CO⁶ / 10.3 10	— 532.2 — 3.1 C1⁶ ℄	C2⁶ C2⁷ / 10 11.4
529.9 (28.7)	CO⁵ CO⁵ / 10.3 10	— 531.1 — 4.2 C1² ℄	C2⁵ C2⁶ / 10 11.3
526.8 (48.2)	CO⁶ CO⁷ / 10.3 10	— 529.1 — 6.2 C2³ ℄	C3⁶ C3⁹ / 10 12.0

	+	H.I.	−	Elev.		℄ Grades	Lt	℄	Rt	
		535.31						535.31		
+50			10.8			523.3	(28.1)	0.0 / 10.0 — 524.5 — 10.8 — C1^{2} ℄	C2^{8} / 10 — C3^{0} / 11.5	
			11.83	523.48	T.P.			524.78 H.I.		
	1.30	524.78								
+75			2.1			521.5	(29.1)	0.0 / 6.0 — 522.7 — 2.1 — C1^{2} ℄	C3^{3} / 10 — C3^{6} / 11.8	
118+00			4.4			519.8	(18.2)	0.0 / 3.5 — 520.4 — 4.4 — C0^{6} ℄	C2^{5} / 10 — C2^{6} / 11.3	
+32			7.4			517.7	(7.7)	517.4 — 7.4 — F0^{3} ℄	0.0 / 2.0 — C1^{7} / 10 — C2^{0} / 11.0	
+50			10.9			516.3	(2.2)	513.9 — 10.9 — F2^{4} ℄	0.0 / 5.0 — C0^{8} / 10 — C1^{0} / 10.5	
119+00 Sm. Drain			12.2			512.8	(1.3)	F3^{4} / 13.1 — 512.6 — 12.2 — F0^{2} ℄	0.0 / 8.0 — C1^{0} / 10 — C1^{1} / 10.6	
			9.10	515.68	B.M. #14			516.40 H.I.		
B.M. - Spk. in Hub 24' Rt. 119+50 1' Out from Fence Line										
	0.72	516.40								
+50			5.4			509.6	(4.4)	0.0 / 5.2 — 511.0 — 5.4 — C1^{4} ℄	C1^{6} / 10 — C1^{8} / 10.9	
120+00			8.5			508.5	(3.9)	F3^{3} / 13.0 — 507.9 — 8.5 — F0^{6} ℄	0.0 / 6.0 — C1^{5} / 10 — C2^{4} / 11.2	
			8.24	508.16	T.P.					
	3.11	511.27								

−7.0 %

+25 X 511.0

50' V.C.

+75 X 508.875

−1.50 %

	+	H.I. 511.27	−	Elev.		Nov. 16-'27 Ward – Notes Duermit – Inst. McBain – Rod	Lt			℄ 511.27 H.I.		Rt			
+50			4.3		−1.50%	507.8	(10.5)			507.0 4.3	F0^{8} ℄	0.0 4.2	C1^{4} 6	C2^{4} 10	C2^{8} 11.4
121+00			5.2			507.0	(18.3)			506.1 5.2	F0^{9} ℄	0.0 2.0	C1^{5} 4	C3^{1} 10	C3^{7} 11.8
+50			5.1		+0.333%	507.2	(13.9)			506.2 5.1	F1^{0} ℄	0.0 1.6	C2^{7} 10	C3^{0} 11.5	
122+00			4.6			507.3	(15.7)			506.7 4.6	F0^{6} ℄	0.0 1.0	C1^{2} 2	C3^{2} 10	C3^{5} 11.8
+50			3.4		+25 50' V.C.	507.42 507.2	(15.0)	0.0 10.0	C0^{2} 2	507.9 3.4	C0^{7} ℄	C2^{1} 2	C4^{0} 10	C4^{6} 12.3	
+80			2.9		+75	506.5 506.3	(60.8)	C1^{0} 10.5	C1^{0} 10	C1^{2} 2	508.4 2.9	C2^{1} ℄	C3^{7} 3	C5^{3} 10	C6^{2} 13.1
123+00			3.0			505.5	(78.2)	C1^{3} 10.7	C1^{2} 10	C1^{0} 3	508.3 3.0	C2^{8} ℄	C4^{7} 3	C6^{8} 10	C7^{6} 13.8
+40 Sm. Drain			6.6		−4.0%	503.9		Not Needed			504.7 6.6	C0^{8} ℄			
+50			5.6			503.5	(54.2)	0.0 12.0	C0^{7} 10	C0^{8} 3	505.7 5.6	C2^{2} ℄	C5^{0} 3	C7^{3} 10	C8^{6} 14.3
+65			6.9			502.9	(79.5)		C1^{4} 10.7	C1^{4} 10	504.4 6.9	C1^{5} ℄	C6^{6} 7	C7^{0} 10	C9^{0} 14.5
+88			7.8		+75	502.5 502.1	(18.8)			0.0 6	503.5 7.8	C1^{4} ℄	C1^{4} 10	C1^{5} 10.8	
124+00			11.9		100' V.C.	501.8				F5^{8} 16.7	499.4 11.9	F2^{4} ℄	0.0 9.0		
			11.10	500.17 TP.											
	4.11	504.28													

(37)

	+	H.I. 504.28	−	Elev.
124 +10			8.1	
+20			10.4	
+25			13.9	
Creek Channel				
+30			13.9	
+36			10.5	
+47			10.7	
+50			8.4	
+70			2.5	
			1.06	503.22 TP
	12.89	516.11		
+85			10.2	
125+00			9.3	
+25			7.9	
+50			6.6	

Grade	Lt	℄ 504.28 H.I.	Rt
501.5		496.2 8.1 F5 ℄	
501.6		493.9 10.4 F7 ℄	
501.6		490.4 13.9 F11 ℄	
501.7		490.4 13.9 F11 ℄	
501.8		493.8 10.5 F8 ℄	
502.0		493.6 10.7 F8 ℄	
502.0		495.9 8.4 F6 ℄	
502.8		501.8 F1 10.1 2.5 F1 ℄	0.0 10.0
		516.11 H.I.	
503.5	(43.0)	CO3 10.2 CO4 10 505.9 10.2 C24 ℄	C32 4 C25 10 C25 11.3
504.3	(43.6)	CO2 10.4 CO2 10 C22 5 506.8 9.3 C25 ℄	C22 10 C18 10.9
505.5	(68.7)	C20 11.0 C24 10 508.2 7.9 C22 ℄	C23 5 C50 10 C72 13.5
506.8	(80.7)	C16 10.8 C20 10 C25 8 509.5 6.6 C22 ℄	C34 5 C66 10 C78 13.9

100' V. C.

+5.0 %

+75 503.0

(38)

	+	H.I. 516.11	−	Elev.
+80			5.7	
126+00			5.0	
+50			2.0	
			0.6.9	515.42 TP
	6.39	521.81		
127+00			4.5	
+25			3.5	
+50			4.1	
128+00			5.0	
+35			4.7	
+50			5.7	
129+00			6.7	
			11.38	510.43 B.M. #15

B.M. – Spk. in Hub 21' Lt. 129+00

7.13 517.56

℄ Grade	Lt	℄ 516.11 H.I.	RT
508.3	(53.9)	0.0 5.7 C2.1 C2.8 C3.5 C6.4 8.0 ℄ 8 10 13.2	
509.25	(31.1)	0.0 5.0 C1.7 C2.8 C4.2 5.0 ℄ 10 12.0	
511.8	(39.3)	0.0 2.0 C2.3 C2.8 C3.2 C3.6 6.0 ℄ 1 10 11.8	
		521.81 H.I.	
514.25	(47.2)	0.0 4.5 C3.2 C3.5 C4.8 7.0 ℄ 10 12.4	
515.3	(52.3)	0.0 C2.8 3.5 C3.2, C3.7 C5.0 8.0 Z ℄ 10 12.5	
515.9	(28.1)	0.0 C1.5 4.1 C1.8 C2.2 C3.4 C4.9 6.0 3 ℄ 8 10 12.5	
516.0	(21.4)	0.0 5.0 C0.8 C1.2 C2.0 C2.7 4.5 ℄ 8 10 11.2	
515.5	(20.6)	0.0 4.7 C1.6 C1.6 5.0 ℄ 10 10.8	
515.25	(25.0)	0.0 5.7 C0.8 C2.6 C2.9 C2.9 4.0 ℄ 6 10 11.5	
514.5	(16.8)	0.0 6.7 C0.6 C2.3 C2.4 3.0 ℄ 10 11.2	

+5.0 %

100' V. C.

−1.50 %

	+	H.I.	−	Elev.		℄ Grade	Lt		℄		Rt		
	517.56								517.56 H.I.				
+50			4.2		−1.50 %	513.8	16.8		0.0 3.0	~~4.2~~ 513.4	~~F0.4~~ ℄	C0.5 ℄	C2.4 10	C2.6 11.3
+75			3.1			513.4	30.5		0.0 6.5	~~3.1~~ 514.5	~~C1.1~~ ℄	C1.5 ℄	C3.1 10	C3.4 11.7
130+00			3.3			513.0	29.3		0.0 8.0	3.3 514.3	C1.3 ℄	C3.0 10	C3.3 11.7	
130+07.88 E.C. 130+09.53 P.O.T.	23.35 Dist.					23.35								
+25			3.7		−2.07 %	512.5	31.5		0.0 8.0	3.7 513.9	C1.4 ℄	C3.2 10	C3.6 11.8	
+50			4.8			512.0	20.9		0.0 3.5	4.8 512.8	C0.8	C2.7 10	C3.0 11.5	
131+00			6.6		−2.0	511.0	11.2			6.6 511.0	0.0 ℄	C2.0 10	C2.3 11.2	
+20			6.5		100' V.C.	510.7	14.6		0.0 1.5	6.5 511.1	C0.4 ℄	C2.2 10	C2.4 11.2	
+50 Sm. Drain			8.2			511.0	4.3		F4.8 15.2	8.2 509.4	F1.6 ℄	0.0 7.0	C0.5 10	C0.6 10.3
132+00			4.5			513.0	14.1		0.0 1.0	4.5 513.1	C0.1 ℄	C2.4 10	C2.6 11.3	
+50			0.2		+6.0 %	516.0	33.8		0.0 6.0	0.2 517.4	C1.4 ℄	C3.7 10	C4.3 12.2	
			1.18	516.38 TP					528.67 H.I.					
	12.29	528.67												
133+00			7.1			519.0	55.8		0.0 10.8	7.1 521.6	C2.6 ℄	C4.6 10	C5.0 12.5	
+15			5.8			519.9	60.1	C0.7 10.4	C0.7 10	5.8 522.9	C3.0 ℄	C4.3 10	C4.6 12.3	

	+	H.I.	—	Elev		℄ Grades	Lt		℄		Rt	
		528.67							528.67 H.I.			
+50			4.0			522.0	57.4	C1^{0} 10.5	C1^{1} 10	524.7 4.0	C2^{7} ℄	C4^{0} 10 C4^{5} 12.3
+75			3.2			523.5	42.8		0.0 12.0	525.5 3.2	C2^{0} ℄	C3^{5} 10 C3^{7} 11.9
134+00			2.6			525.0	23.5		0.0 6.8	526.1 2.6	C1^{1} ℄	C2^{5} 10 C2^{8} 11.4
+25			2.2			526.3	12.2		0.0 1.0	526.5 2.2	C0^{2} ℄	C2^{0} 10 C2^{2} 11.1
									532.07 H.I.			
			1.85	526.82	T.P. on EC Hub							
	5.25	532.07										
+50			4.4			527.1	17.9		0.0 2.2	527.7 4.4	C0^{6} ℄	C2^{5} 10 C2^{8} 11.4
135+00			3.4			527.5	28.0		0.0 4.0	528.7 3.4	C1^{2} ℄	C3^{3} 10 C3^{8} 11.9
+25			3.3			527.2	36.4		0.0 5.0	528.8 3.3	C1^{6} ℄	C4^{0} 10 C4^{4} 12.2
+50			4.4			527.0	24.7		0.0 3.0	527.7 4.4	C0^{7} ℄	C3^{4} 10 C3^{8} 11.9
136+00			4.3			526.4	33.9		0.0 5.3	527.8 4.3	C1^{4} ℄	C3^{8} 10 C4^{4} 12.2
+50			5.6			525.9	20.2		0.0 2.1	526.5 5.6	C0^{6} ℄	C2^{8} 10 C3^{6} 11.8
+78.12 △			6.4			525.6 Offset 2' Rt	26.6		0.0 2.5	~~6.4~~ 525.7	~~C0^{1} ℄~~	C0^{8} ℄ C3^{6} 10 C4^{0} 12.0
137+00			6.6			525.4	16.2		0.0 0.6	525.5 6.6	C0^{1} ℄	C2^{7} 10 C3^{2} 11.6

+6.0 %

100' V.C.

−1.04 %

	+	H.I.	−	Elev.	
		532.07			
+50			5.6		
138+00			5.7		
+25			5.9		
+50			7.2		
			7.56	524.51	T.P.
	4.70	529.21			
+75			5.2		
139+00			7.2		
+50			11.2		
+65			11.8		
140+00			10.3		
			3.44	525.77	BM #16
BM - Spk. in Hub 20' Rt. 140+00					
	1.47	527.24			
+25			7.2		

−1.04 %

−2.75 %

℄ Grades	Lt	℄			Rt
		532.07 H.I.			
524.9	43.7	0.0 6.0	526.5 5.6	C1^{6} ℄	C4^{8} C5^{8} 10 12.9
524.4	51.5	0.0 8.0	526.4 5.7	C2^{0} ℄	C5^{2} C5^{7} 10 12.9
523.7	53.4	0.0 8.5	526.2 5.9	C2^{5} ℄	C4^{7} C5^{8} 10 12.9
523.0	48.2	0.0 7.0	524.9 7.2	C1^{9} ℄	C5^{0} C5^{6} 10 12.8
		529.21 H.I.			
522.3	39.0	0.0 5.0	524.0 5.2	C1^{7} ℄	C4^{2} C5^{0} 10 12.5
521.6	21.8	0.0 1.0	522.0 7.2	C0^{4} ℄	C3^{3} C3^{8} 10 11.9
520.3	0.1	F6^{7} 18.0	518.0 11.2	F2^{3} ℄	0.0 C0^{2} 9.5 10.1
519.9		F6^{7} 18.0	517.4 11.8	F2^{5} ℄	F0^{3} 10.5
518.9	14.4		518.9 10.3	0.0 ℄	C2^{5} C3^{0} 10 11.5
		527.24 H.I.			
518.2	44.2	0.0 6.0	520.0 7.2	C1^{8} ℄	C4^{7} C5^{4} 10 12.7

	+	H.I. 527.24	−	Elev.	
+50			7.1		
+70			7.6		
141+00			9.6		
+50			12.4		
			11.85	515.39	T.P.
	1.61	517.00			
142+00			4.7		
+50			5.5		
143+00			5.0		
+50			4.6		
144+00			6.3		
+15			6.8		
+30			10.0		
+42 Drain			14.8		

−2.75 %

−1.50 %

℄ Grades	Lt	℄		Rt	
		527.24 H.I.			
517.5	61.5	0.0 9.0	520.1 7.1 C2^{6} ℄	C5^{5} 10	C6^{8} 13.4
516.9	64.2	0.0 9.0	519.6 7.6 C2^{7} ℄	C5^{8} 10	C6^{6} 13.3
516.2	36.8	0.0 6.0	517.6 9.6 C1^{4} ℄	C4^{2} 10	C5^{0} 12.5
514.8	12.3		514.8 12.4 0.0 ℄	C2^{2} 10	C2^{4} 11.2
		517.00 H.I.			
513.4	2.5	F3^{7} 13.5	512.3 4.7 F1^{1} ℄	0.0 5.5	C0^{9} 10 C1^{0} 10.5
512.0	5.8	F1^{7} 10.5	511.5 5.5 F0^{5} ℄	0.0 2.5	C1^{4} 10 C1^{6} 10.8
511.25	16.4	0.0 10.0	512.0 5.0 C0^{7} ℄	C2^{0} 10	C2^{1} 11.1
510.5	36.1	0.0 7.8	512.4 4.6 C1^{9} ℄	C2^{7} 4	C3^{0} 10 C3^{1} 11.6
509.75	27.7	0.0 5.0	510.7 6.3 C1^{0} ℄	C3^{4} 10	C3^{7} 11.9
509.5	17.7	0.0 3.5	510.2 6.8 C0^{7} ℄	C2^{3} 10	C2^{5} 11.3
		+25 = 0.0 − 10 Rt.			
509.3			507.0 10.0 F2^{3} ℄		
509.1			502.2 14.8 F6^{9} ℄		

(43)

	+	H.I.	−	Elev.	
		517.00			
+50			13.1		
+60			11.0		
145+00			7.3		
+40			4.5		
+50			4.6		
			7.08	509.92	T.P.
	3.96	513.88			
146+00			1.7		
+20			1.7		
+50			3.1		
147+00			4.3		
+50			5.7		
148+00			7.2		
+50			8.0		

+0.66 %

−1.80 %

℄ Grade	Lt		℄	Rt
			517.00 H.I.	
509.0			503.9 F8.0 20.0 — 13.1 F5.1 ℄	F4.0 14.0
509.1			506.0 11.0 F3.1 ℄	F1.9 10.1
		+75 = 0.0 −10 Rt.		
509.3	(14.3)		509.7 0.0 3.0 — 7.3 C0.4 ℄	C2.1 10 — C2.2 11.1
509.6	(58.9)	C0.8 10.4	512.5 C0.8 10 — 4.5 C2.9 ℄	C4.2 10 — C4.4 12.2
509.7	(58.4)	C1.0 10.5	512.4 C1.1 10 — 4.6 C2.7 ℄	C4.2 10 — C4.4 12.2
			513.88 H.I.	
510.0	(45.9)		512.2 0.0 10.8 — 1.7 C2.2 ℄	C3.8 10 — C4.2 12.1
509.6	(51.9)		512.2 0.0 11.0 — 1.7 C2.6 ℄	C4.0 10 — C4.6 12.3
509.1	(43.8)		510.8 0.0 10.0 — 3.1 C1.7 ℄	C4.3 10 — C4.8 12.5
508.2	(35.6)		509.6 0.0 8.0 — 4.3 C1.4 ℄	C3.8 10 — C4.2 12.1
507.3	(22.5)		508.2 0.0 5.2 — 5.7 C0.9 ℄	C2.7 10 — C3.1 11.6
506.4	(11.6)		506.7 0.0 5.0 — 7.2 C0.3 ℄	C1.7 10 — C2.0 11.0
505.5	(18.6)		505.9 0.0 1.0 — 8.0 C0.4 ℄	C3.0 10 — C3.2 11.6

	+	H.I. 513.88	−	Elev.	
149+00			9.2		
+50			9.8		
150+00			11.0		
			7.89	505.99	B.M. #17
B.M. - spk. in Hub - 25' Rt 150+00					
	4.22	510.21			
+50			8.9		
151+00			9.1		
+25			10.1		
+50			10.1		
+65			9.4		
152+00			8.9		
+35			8.5		
+50			8.6		

−1.80%

+0.50%

℄ Grade	Lt	℄ 513.88 H.I.		Rt	
504.6	(10.7)	0.0 / 0.5	504.7 / 9.2 CO1 ℄	C1 8 / 10	C1 9 / 11.0
503.7	(13.6)	0.0 / 2.3	504.1 / 9.8 CO4 ℄	C2 0 / 10	C2 1 / 11.1
502.8	(9.3)	0.0 / 1.0	502.9 / 11.0 CO1 ℄	C1 6 / 10	C1 7 / 10.9
		510.21 H.I.			
501.9	(3.2)		501.3 / 8.9 FO6 ℄	0.0 / 4.3	C1 0 / 10	C1 1 / 10.6
501.0	(5.9)	0.0 / 1.0	501.1 / 9.1 CO1 ℄	C1 0 / 10	C1 2 / 10.6
501.1		F1 7 / 10.5	500.1 / 10.1 F1 0 ℄	0.0 / 10	
501.25	(2.4)	FO8 / 9.2	500.1 / 10.1 FO2 ℄	0.0 / 3.5	CO7 / 10	CO8 / 10.4
501.3	(0.5)		500.8 / 9.4 FO5 ℄	0.0 / 7.0	CO3 / 10	CO3 / 10.2
501.5	(4.3)		501.3 / 8.9 FO2 ℄	0.0 / 1.0	CO9 / 10	C1 0 / 10.5
501.7	(4.7)		501.7 / 8.5 0.0 ℄	CO9 / 10	C1 0 / 10.5
501.75	(3.8)		501.6 / 8.6 FO1 ℄	0.0 / 1.0	CO8 / 10	CO8 / 10.4

(45)

	+	H.I. 510.21	−	Elev.		
153+00			7.7			X
+25			7.5			
+50			6.6			+ 1.43 %
+70			5.9			
			6.11	504.10	T.P.	
	5.85	509.95				
154+00			6.2			
+50			6.3			
155+00			6.6			
+30			5.3			
+50			4.7			
156+00			3.5			+ 1.43 %
+20			3.5			
					+25	X
+50			1.9			V.C.

℄ Grade		Lt		℄		Rt		
				510.21 H.I.				
502.0	14.6		0.0 4.5	502.5 7.7	CO^{5} ℄	$C2^{0}$ 10	$C2^{0}$ 11.0	
502.3	8.2		0.0 10.0	502.7 7.5	CO^{4} ℄	CO^{8} 10	CO^{8} 10.4	
502.7	14.8		0.0 10.0	503.6 6.6	CO^{9} ℄	$C1^{1}$ 10	$C1^{1}$ 10.6	
503.0	20.1	CO^{4} 10.2	CO^{4} 10	504.3 5.9	$C1^{3}$ ℄	$C1^{0}$ 4	$C1^{2}$ 10	$C1^{2}$ 10.6
				509.95 H.I.				
503.4	9.8	0.0 10.0	0.0 7.0	503.8 6.2	CO^{4} ℄	$C1^{0}$ 7	$C1^{1}$ 10	$C1^{1}$ 10.6
504.1	0.4		FO^{4} 8.6	503.7 6.3	FO^{4} ℄	0.0 8.0	CO^{2} 10	CO^{2} 10.1
		+50=0.0 on Rt.						
504.9			$F1^{9}$ 10.9	503.4 6.6	$F1^{5}$ ℄	$F1^{3}$ 10.0		
505.4			$F1^{7}$ 10.5	504.7 5.3	FO^{7} ℄	FO^{4} 8.6		
505.6			FO^{7} 9.0	505.3 4.7	FO^{3} ℄	0.0 10.0		
506.3	4.8		0.0 7.0	506.5 3.5	CO^{2} ℄	CO^{6} 10	CO^{6} 10.3	
506.5	1.5		0.0 7.0	506.5 3.5	0.0 ℄	CO^{3} 10	CO^{3} 10.2	
506.64								
506.8	23.2	CO^{3} 10.2	CO^{3} 10	508.1 1.9	$C1^{3}$ ℄	$C1^{6}$ 10	$C1^{6}$ 10.8	

(46)

	+	H.I. 509.95	−	Elev.	
+70			3.1		50' V.C.
+75			6.63		
157+00			3.3		
+50			3.3		
158+00			3.8		+1.50%
			4.11	505.84	TP. on P.O.T. #66 +19.43
	1.47	507.31			
+25			1.3		
+50			4.4		
+65			7.6		
+85			10.1		
+97			14.4		
159+00 Creek			14.2		Level Br.
+13			12.7		
+20			10.5		
+25			6.63		

℄ Grade		Lt	℄	Rt
			509.95 H.I.	
506.7	(4.6)		0.0 / 5.0 — 3.1 $CO^{3}_{\mathbb{E}}$ (506.9)	CO^{6}_{10} $CO^{6}_{10.3}$
506.25	(8.5)		0.0 / 6.0 — 3.3 $CO^{4}_{\mathbb{E}}$ (506.7)	$C1^{0}_{10}$ $C1^{L}_{10.6}$
505.5	(23.3)	$CO^{4}_{10.2}$	CO^{4}_{10} — 3.3 $C1^{2}_{\mathbb{E}}$ (506.7)	$C1^{7}_{10}$ $C1^{8}_{10.9}$
504.75	(32.2)	$C1^{L}_{10.6}$	$C1^{L}_{10}$ — 3.8 $C1^{3}_{\mathbb{E}}$ (506.2)	$C2^{3}_{10}$ $C2^{4}_{11.2}$
			507.31 H.I.	
504.4	(30.1)	$CO^{8}_{10.4}$	CO^{8}_{10} — 1.3 $C1^{0}_{\mathbb{E}}$ (506.0)	$C1^{8}_{10}$ $C2^{0}_{11.0}$
504.0			$F2^{7}_{12.0}$ — 4.4 $F1^{L}_{\mathbb{E}}$ (502.9)	0.0 / 10.0
504.0			7.6 (499.7)	
504.0			10.1 (497.2)	
504.0			14.4 (492.9)	
504.0			14.2 (493.1)	
504.0			12.7 (494.6)	
504.0			10.5 (496.8)	
504.0				

(47)

	+	H.I. 507.31	−	Elev.	
159+40			5.5		
+50			3.9		
			3.70	503.61	B.M. #18
B.M. - Spk. in Tel. Pole			15' Rt.	159+50	
	11.52	515.13			
+75			8.2		
160+00			6.8		
+30			4.8		
+50			4.5		
161+00			4.4		
+50			5.5		
162+00			6.9		
+50			8.0		
163+00			9.0		

50' V.C. — 100' V.C. — + 4.0 % — − 2.0 %

℄ Grade	Lt	℄ 507.31 H.I.	Rt
504.2		501.8 5.5 F2 ℄	
504.3		0.0 / 12.5 503.4 3.9 FO2 ℄	FO2 9.4
		515.13 H.I.	
505.0	(39.9) C1 11.0	C1 10 506.9 8.2 C1 ℄	C1 10 C1 11.0
506.0	(49.3) C2 11.2	C2 10 508.3 6.8 C2 ℄	C2 10 C2 11.2
507.2	(65.7) C2 11.4	C2 10 510.3 4.8 C3 ℄	C3 10 C3 11.7
508.0	(57.4) C2 11.3	C2 10 510.6 4.5 C2 ℄	C3 10 C3 11.5
509.2	(30.2) C1 10.5	C1 10 510.7 4.4 C1 ℄	C1 10 C1 11.0
509.0	(12.2) CO 10.2	CO 10 509.6 5.5 CO ℄	CO 10 CO 10.4
508.0	(4.0)	0.0 / 10.0 508.2 6.9 CO ℄	CO 10 CO 10.2
507.0	(1.8)	0.0 / 6.0 507.1 8.0 CO ℄	CO 10 CO 10.1
506.0	(2.1)	0.0 / 1.0 506.1 9.0 CO ℄	CO 10 CO 10.2

	+	H.I.	−	Elev.	
		515.13			
			9.53	505.60	T.P.
T.P. – Nail in 3x4 Hub ℄ Old Road 15' Lt, 163+15					
	0.92	506.52			
+50			1.5		
164+00			2.5		
+50			3.6		
165+00			5.5		
+50			6.8		
+91			8.6		
166+00 Sm. Drain			11.0		
+04			7.9		
+15			7.6		
+50			7.3		
			7.31	499.21	T.P.
	6.15	505.36			

℄ Grade		Lt		℄ 506.52 H.I.		Rt		
505.0	1.5		0.0 / 10.0	505.0 / 1.5	0.0 ℄	CO^3 / 10	CO^3 / 10.2	
504.0	0.0		0.0 / 10.0	504.0 / 2.5	0.0 ℄	0.0 / 10.0		
502.5	9.2	CO^5 / 10.3	CO^5 / 10	502.9 / 3.6	CO^4 ℄	CO^5 / 10	CO^5 / 10.3	
501.0			FO^5 / 8.7	501.0 / 5.5	0.0 ℄	FO^3 / 8.5		
499.50	0.7		0.0 / 3.0	499.7 / 6.8	CO^2 ℄	0.0 / 3.5	FO^2 / 8.3	
498.6				497.9 / 8.6	FO^7 ℄	0.0 / 10.0		
498.5			$F4^3$ / 14.5	495.5 / 11.0	$F3^0$ ℄	0.0 / 3.0	0.0 / 10.0	
498.5	0.5		0.0 / 0.5	498.6 / 7.9	CO^1 ℄	0.0 / 10.0		
498.4	4.6		0.0 / 6.5	498.9 / 7.6	CO^5 ℄	0.0 / 12.0		
498.5	15.1	CO^6 / 10.3	CO^6 / 10	499.2 / 7.3	CO^7 ℄	CO^6 / 6	$C1^4$ / 10	$C1^5$ / 10.8

− 2.0 %

− 3.0 %

100' V. C.

+ 1.0 %

(49)

	+	H.I. 505.36	−	Elev.
167+00			6.6	
+50			5.4	
168+00			4.9	
+50			4.4	
169+00			3.9	
+50			3.6	
170+00			3.3	
			3.24	502.12 BM #19
B.M. - Spk. in Hub 22' Rt. 170+00	5.16	507.28		
+50			5.5	
171+00			6.9	
+50			8.2	
172+00 Sm. Drain			8.8	

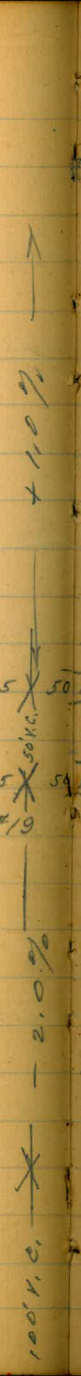

℄ Grade	Lt	℄ 505.36 H.I.	Rt
499.0	0.0 / 10.0	0.0 / 1.0 — 498.8 — 6.6 FO^2_{10} ℄	$FO^2_{9.0}$
499.5	(6.2)	0.0 / 6.7 — 500.0 — 5.4 CO^5_{10} ℄	CO^4_{10} $CO^4_{10.2}$
500.0	(9.1)	$CO^5_{10.3}$ — CO^5_{10} — 500.5 — 4.9 CO^5_{10} ℄	CO^3_{10} $CO^3_{10.2}$
500.5	(9.6)	$CO^3_{10.2}$ — CO^3_{10} — 501.0 — 4.4 CO^5_{10} ℄	CO^6_{10} $CO^6_{10.3}$
501.0	(12.8)	$CO^8_{10.4}$ — CO^8_{10} — 501.5 — 3.9 CO^5_{10} ℄	CO^7_{10} $CO^7_{10.4}$
501.5	(5.6)	0.0 / 10.0 — 501.8 — 3.6 CO^3_{10} ℄	CO^5_{10} $CO^5_{10.3}$
501.8	(6.1)	$CO^2_{10.1}$ — CO^2_{10} — 502.1 — 3.3 CO^3_{10} ℄	CO^4_{10} $CO^4_{10.2}$
		507.28 H.I.	
501.0	(9.1)	$CO^8_{10.4}$ — CO^8_{10} — 501.8 — 5.5 CO^8_{10} ℄	CO^8_{10} $CO^8_{10.4}$
500.0	(7.8)	0.0 / 9.0 — 500.4 — 6.9 CO^4_{10} ℄	CO^8_{10} $CO^8_{10.4}$
499.0	(2.6)	0.0 / 2.0 — 499.1 — 8.2 CO^4_{10} ℄	CO^4_{10} $CO^4_{10.2}$
498.7		$FO^3_{8.5}$ — 498.5 — 8.8 FO^2_{10} ℄	0.0 / 9.0

(50)	+	H.I. 507.28	−	Elev.	℄ Grade	Lt.	℄ 507.28 H.I.	Rt.
					V.C.			
+50			6.9		499.75 (9.1)	$CO\frac{3}{10.2}$	$CO\frac{3}{10}$ 500.4 6.9 $CO\frac{6}{℄}$	$CO\frac{3}{10}$ $CO\frac{3}{10.2}$
173+00			5.2		501.5 (10.1)	$CO\frac{5}{10.3}$	$CO\frac{5}{10}$ 502.1 5.2 $CO\frac{6}{℄}$	$CO\frac{3}{10}$ $CO\frac{3}{10.2}$
+50			3.4		+3.50% 503.3 (11.1)	$CO\frac{6}{10.3}$	$CO\frac{6}{10}$ 503.9 3.4 $CO\frac{6}{℄}$	$CO\frac{4}{10}$ $CO\frac{4}{10.2}$
					475 504.12			
174+00			2.6		504.8	$FO\frac{2}{8.3}$	504.7 2.6 $FO\frac{L}{℄}$	0.0 10.0
					50' V.C.			
+20			2.6		505.0	Fill	504.7 2.6 $FO\frac{3}{℄}$	0.0 10
					+25 505.0			
+29			7.5		505.0		499.8 7.5 $F\frac{5}{℄}$	
+37			9.1		505.0		498.2 9.1	
					Level Gr.			
+50			10.0		505.0		497.3 10.0	
Creek								
+57			9.5		505.0		497.8 9.5	
+67			5.8		505.0		501.5 5.8	
					+75 505.0			
+80			3.6		505.0		503.7 3.6 $F1\frac{3}{℄}$	
175+00			2.8		50' V.C. 505.2	$FO\frac{6}{8.9}$	504.5 2.8 $FO\frac{7}{℄}$	$FO\frac{3}{8.5}$
			1.69	505.59 TP.		+10 = 0.0 10 Rt.		
	12.05	517.64						

(51)

	+	H.I. 517.64	−	Elev.
175+25			10.9	
+50			9.8	
+75			9.4	
176+00			8.0	
+15			8.1	
+50			6.1	
+80			6.5	
177+00			7.0	
+25			7.1	
+50			5.7	
+75			4.9	
178+00			5.2	
Place 12" Pipe (Gutter)				
+50			3.8	

Nov. 17-'27
Ward – Notes
Duermit – Inst.
McBain – Rod

	Lt	℄ 517.64 H.I.	Rt
505.75 (18.6)		0.0 / 11.0 — 10.9 C1⁰ ℄ (506.7)	C1⁵/10 C1⁶/10.8
506.5 (26.9)	CO³/10.2	CO³/10 — 9.8 C1³ ℄ (507.8)	C2²/10 C2⁴/11.2
507.3 (21.4)	CO⁶/10.3	CO⁶/10 — 9.4 CO⁹ ℄ (508.2)	C1⁷/10 C1⁸/10.9
508.0 (30.6)	CO⁷/10.4	CO⁷/10 — 8.0 C1⁶ ℄ (509.6)	C2²/10 C2⁰/11.0
508.5 (18.9)	CO⁵/10.3	CO⁵/10 — 8.1 C1⁰ ℄ (509.5)	C1²/10 C1²/10.6
509.5 (36.8)	C1¹/10.6	C1¹/10 — 6.1 C2⁰ ℄ (511.5)	C2⁰/10 C2⁰/11.0
510.4 (16.5)	C1⁰/10.5	C1⁰/10 — 6.5 CO⁷ ℄ (511.1)	CO³/10 CO⁹/10.5
511.0 (1.6)		0.0 / 8.0 — 7.0 FO⁴ ℄ (510.6)	0.0 / 4.0 CO⁵/10 CO⁵/10.3
511.8		F2⁰/11.0 — 7.1 F1³ ℄ (510.5)	0.0 / 12.0
512.50		F1²/9.8 — 5.7 FO⁶ ℄ (511.9)	0.0 / 10.0
512.9 (2.5)		F2⁰/11.0 — 4.9 FO² ℄ (512.7)	0.0 / 2.0 CO⁶/10 CO⁶/10.3
513.2 (3.1)		F2¹/11.2 — 5.2 FO⁸ ℄ (512.4)	0.0 / 7 CO²/10 CO²/10.1
513.9 (3.8)		F1³/10.0 — 3.8 FO¹ ℄ (513.8)	0.0 / 1.0 CO⁸/10 CO⁸/10.4

	+	H.I. 517.64	−	Elev.		℄ Grade	Lt	℄ 517.64 H.I.		Rt	
179+00			2.1		+1.40%	514.6	20.4	0.0 8.0	515.5 2.1 CO^{9} ℄	$C2^{2}$ 10	$C2^{4}$ 11.2
+50			1.2			515.3	23.3	0.0 7.5	516.4 1.2 $C1^{1}$ ℄	$C2^{4}$ 10	$C2^{8}$ 11.4
			5.55	512.09	B.M. #20			521.97 H.I.			
B.M. - Spk. in Hub 25' Lt. 180+00											
	9.88	521.97									
180+00			5.0			516.0	16.9	0.0 5.7	517.0 5.0 $C1^{0}$ ℄	$C2^{8}$ 10	$C2^{9}$ 11.5
+15			5.0			516.1	23.9	0.0 4.4	517.0 5.0 CO^{9} ℄	$C3^{0}$ 10	$C3^{1}$ 11.6
+50			5.1			516.3	14.5	0.0 3.0	516.9 5.1 CO^{6} ℄	$C1^{9}$ 10	$C2^{1}$ 11.1
181+00			5.2		+0.50%	516.5	9.4	0.0 3.0	516.8 5.2 CO^{3} ℄	$C1^{4}$ 10	$C1^{4}$ 10.7
+25			5.2			516.6	7.0	0.0 1.0	516.8 5.2 CO^{2} ℄	$C1^{1}$ 10	$C1^{3}$ 10.7
+50			5.3			516.8	5.1		516.7 5.3 FO^{1} ℄	0.0 0.5	$C1^{0}$ 10	$C1^{1}$ 10.6
+75			4.7			516.9	7.4	0.0 3.2	517.3 4.7 CO^{4} ℄	CO^{9} 10	CO^{9} 10.5
182+00			5.9			517.0	0.9	$F2^{6}$ 11.9	516.1 5.9 FO^{9} ℄	0.0 5.5	CO^{4} 10	CO^{4} 10.2
+25			5.9		−0.50%	516.9	0.3	$F2^{3}$ 11.5	516.1 5.9 FO^{8} ℄	0.0 8.5	CO^{3} 10	CO^{4} 10.2

	+	H.I. 521.97	—	Elev.		℄ Grade	Lt	℄ 521.97 H.I.		Rt		
+50			5.6			516.8	3.6	F2 2 / 11.3	516.4 / 5.6 F0 4 / ℄	0.0 / 2.5	C0 9 / 10	C0 9 / 10.5
+75			5.6			516.6	4.7		516.4 / 5.6 F0 2 / ℄	0.0 / 3.5	C1 3 / 10	C1 5 / 10.8
183+00			5.0		−0.50 %	516.5	11.6	0.0 / 4.5	517.0 / 5.0 C0 5 / ℄	C1 3 / 10	C1 4 / 10.7	
+30			5.0			516.3	18.3	0.0 / 3.6	517.0 / 5.0 C0 7 / ℄	C2 4 / 10	C2 6 / 11.3	
+50			5.5			516.2	11.5	0.0 / 0.5	516.5 / 5.5 C0 3 / ℄	C1 2 / 6	C1 8 / 10	C1 9 / 11.0
184+00			4.9			516.0	22.1	0.0 / 5.5	517.1 / 4.9 C1 1 / ℄	C2 4 / 10	C2 6 / 11.3	
+50			5.1			515.7	23.8	0.0 / 5.0	516.9 / 5.1 C1 2 / ℄	C2 6 / 10	C2 8 / 11.4	
+75			6.3			515.6	14.8	0.0 / 1.0	515.7 / 6.3 C0 1 / ℄	C2 5 / 10	C2 7 / 11.4	
185+00 Place 12" Pipe (Gutter)			5.5			515.5	22.3	0.0 / 6.0	516.5 / 5.5 C1 0 / ℄	C2 5 / 10	C2 8 / 11.4	
			7.75	514.22	T.P.			522.57 H.I.				
	8.35	522.57			−0.50 %							
+20			5.8			515.4	26.7	0.0 / 6.0	516.8 / 5.8 C1 4 / ℄	C2 7 / 10	C2 9 / 11.5	
+50			6.6			515.2	20.3	0.0 / 5.0	516.0 / 6.6 C0 8 / ℄	C2 5 / 10	C2 7 / 11.4	
186+00			7.2			515.0	15.4	0.0 / 2.5	515.4 / 7.2 C0 4 / ℄	C2 2 / 10	C2 5 / 11.3	

(54)

	+	H.I. 522.57	−	Elev.
+25			6.9	
+50			7.0	
187+00			7.6	
+50			7.2	
188+00			6.8	
+15			6.6	
+50			7.0	
189+00			7.6	
+25			5.9	
+50			7.0	
+60			7.6	
+64			8.3	
Creek				
+74			7.5	

− 0.50 %

100' V. C.

+ 2.60 %

50' V. C.

− 3.50

100' V. C.

℄ Grade		Lt	℄ 522.57 H.I.			Rt		
				515.7				
514.9	(16.5)		0.0	6.9	CO 8 ℄	C1 3	C2 1	
			5.0			10	11.1	
				515.6				
514.7	(18.7)		0.0	7.0	CO 9 ℄	C2 1	C2 3	
			5.5			10	11.2	
				515.0				
514.50	(15.8)	CO 2 10.1	CO 2 10	7.6	CO 5 ℄	C1 8	C1 8	
						10	10.9	
				515.4				
514.6	(18.1)		0.0	7.2	CO 8 ℄	C2 1	C2 2	
			6.0			10	11.1	
				515.8				
515.55	(11.0)		0.0	6.8	CO 2 ℄	C1 8	C1 9	
			1.0			10	11.0	
				516.0				
516.0	(7.6)			6.6	0.0 ℄	C1 4	C1 5	
						10	10.8	
				515.6				
516.85	(3.2)		F2 5	7.0	F1 2 ℄	0.0	C1 0	C1 1
			11.7			4.2	10	10.6
				518.0				
516.62	(29.9)		0.0	4.6	C1 4 ℄	C3 0	C3 2	
			7.8			10	11.6	
				516.7				
515.75	(21.8)		0.0	5.9	C1 0 ℄	C2 1	C2 9	
			6.0			10	11.5	
				515.6				
515.1	(9.7)		0.0	7.0	CO 5 ℄	CO 9	CO 9	
			10.0			10	10.5	
				515.0				
514.9	(6.0)		0.0	7.6	CO 1 ℄	C1 0	C1 1	
			4.0			10	10.6	
				514.3				
514.8	(1.7)			8.3	FO 5 ℄	0.0		
						8.0		
				515.1				
514.9	(1.7)		0.0	7.5	CO 2 ℄	0.0		
			7.0			10.0		

(55)

	+	H.I. 522.57	−	Elev.
+85			6.9	
190+00			6.1	
			7.13	515.44 B.M. #21

B.M. - Spk. in Hub 50' Lt 190+00

8.47 523.91

+50			7.1	

Continued Page 57.

191+00			7.2	
+50			7.4	
192+00			7.3	
+50			7.6	
193+00			8.4	
+50			11.4	
193+73.11 ℄ End 1st Line.			12.9	
			9.03	514.88 On USGS B.M.

USGS-B.M. - Plate on Boulder 10' Rt. End of Line

Elev. = 514.887

℄ Grade	Lt		℄ 522.57 H.I.		Rt	
515.0	(17.1)	CO 7 / 10.4	CO 7 / 10	6.9 (515.7)	CO 7 / ℄	C 1 2 / 10	C 1 3 / 10.7
515.2	(24.7)	CO 9 / 10.5	CO 9 / 10	6.1 (516.5)	C 1 3 / ℄	C 1 3 / 10	C 1 3 / 10.7
516.0							

523.91 H.I.

7.1
7.2
7.4
7.3
7.6
8.4
11.4
12.9

(56)

+	H.I.	−	Elev.

LH ℄ RH

(57) From Page 55

	H.I.	−	Elev.
U.S.G.S. BM. - Plate on Boulder			514.89
BM. - U.S.G.S.	12.95	527.84	
190+50		10.7	
191+00		8.7	
+40		6.9	
+50		5.8	
+60		4.9	
192+00		3.7	
+50		0.8	
T.P.		1.07	526.77
	12.85	539.62	
+85		11.5	
193+00 Place 12" Pipe		10.2	
+50		7.2	

+25 × 4.0 %

× 5.33 %

℄ Grade	Lt	℄	Rt
		527.84 H.I.	
516.0			
		517.1	
517.0	1.9	0.0 / 8.0 — 10.7 CO 1 ℄	CO 2 / 10 — CO 2 / 10.1
		519.1	
519.0	8.0	0.0 / 1.0 — 8.7 CO 1 ℄	C 1 4 / 10 — C 1 4 / 10.7
		520.9	
521.2	3.4	6.9 FO 3 ℄	0.0 / 2.0 — CO 8 / 10. — CO 8 / 10.4
		522.0 ℄	
521.7	15.6	0.0 / 3.0 — 5.8 CO 3 ℄	C 1 6 / 10 — C 1 6 / 10.8
		522.9	
522.2	11.7	0.0 / 5.0 — 4.9 CO 2 ℄	C 1 2 / 10 — C 1 3 / 10.7
		524.1	
524.3	3.4	3.7 FO 2 ℄	0.0 / 2.0 — CO 8 / 10 — CO 8 / 10.4
		527.0 ℄	
527.0	4.2	FO 5 / 8.7 — 0.8 0.0 ℄	CO 8 / 10 — CO 8 / 10.4
		539.62 H.I.	
		528.1	
528.9	2.0	11.5 FO 8 ℄	0.0 / 7.0 — CO 1 / 10.1
		529.4	
529.7	2.4	F 1 / 9.5 — 10.2 FO 3 ℄	0.0 / 3.5 — CO 7 / 10 — CO 7 / 10.4
		532.9	
532.3	6.4	0.0 / 1.0 — 7.2 CO 1 ℄	C 1 1 / 10 — C 1 1 / 10.6

	+	H. I.	−	Elev.	
		539.62			
193+65			5.8		
194+00			3.8		
+27 29			2.4		
+40			1.4		
+50			1.0		
T.P.			0.27	539.35	T.P.
	11.92	551.27			
195+00			10.5		
+35			9.3		
+50			7.8		
+75			7.3		
196+00			5.7		
+50			3.0		

x 5.33 %

x 5.33 %

℄ Grade	Lt			℄		Rt	
				539.62 H.I.			
533.1	(15.7)		0.0 5.0	533.8 3.8	CO7 ℄	C1 9 10	C2 0 11.0
535.0	(17.0)	CO4 10.2	CO4 10	535.8 3.8	CO8 ℄	C1 3 10	C1 4 10.7
536.5	(18.1)		0.0 10.0	537.2 2.4	CO7 ℄	C2 0 10	C2 1 11.1
537.2	(26.3)	CO5 10.3	CO5 10	C1 3 6	538.2 1.4	C1 0 ℄	C1 7 10	C1 7 10.9
537.7	(22.7)	CO4 10.2	CO5 10	CO8 6	538.6 1.0	CO9 ℄	C1 9 10	C2 0 11.0
				551.27 H.I.			
540.3	(16.0)		0.0 6.0	540.8 10.5	CO5 ℄	CO8 5	C1 7 10	C1 8 10.9
542.2	(4.3)		FO4 8.6	542.0 9.3	FO2 ℄	0.0 2.0	C1 0 10	C1 0 10.5
543.0	(7.3)		0.0 3.0	543.5 7.8	CO5 ℄	CO9 10	CO9 10.5	
544.3	(0.6)			544.0 7.3	FO3 ℄	0.0 7.0	CO4 10	CO4 10.2
545.7				545.6 5.7	FO1 ℄	0.0 4.0	0.0 10.0	
548.3	(4.7)		F2 5 11.7	548.3 3.0	0.0 ℄	CO9 10	CO9 10.5	

(59)

	+	H.I.	−	Elev.
		551.27		
196+75			1.3	
			1.76	549.51
	12.89	562.40		
197+00			9.9	
+18			7.1	
+50			7.4	
+75			8.6	
198+00			9.1	
+30			7.4	
+50			5.7	
			0.35	562.05 B.M. #22

B.M. #22 - Spike in Hub 25' Rt - 198+25

5.15 567.20

× 5.33 %

× 3.0 %

Grade	Lt		℄ 551.27 H.I.	Rt	
			550.0		
541.7	(13.4)	0.0 2.0	1.3 $CO^{3}_{\text{℄}}$	$C1^{3}_{4}$	$C1^{7}_{10}$ $C1^{9}_{11.0}$
			562.40 H.I.		
			552.5		
551.0	(35.9)	$CO^{6}_{10.3}$	CO^{6}_{10} 9.9 $C1^{5}_{\text{℄}}$	$C3^{8}_{10}$	$C4^{0}_{12.0}$
			555.3		
551.6	(71.6)	$C1^{3}_{10.7}$	$C1^{4}_{10}$ 7.1 $C3^{7}_{\text{℄}}$	$C4^{4}_{10}$	$C4^{5}_{12.3}$
			555.0		
552.5	(49.9)	0.0 11.5	7.4 $C2^{5}_{\text{℄}}$	$C3^{8}_{10}$	$C4^{7}_{12.1}$
			553.8		
553.2	(27.3)	0.0 2.6	8.6 $CO^{6}_{\text{℄}}$	$C3^{8}_{10}$	$C4^{8}_{12.4}$
			553.3		
554.0	(9.3)	$F4^{7}_{15.0}$	9.1 $FO^{7}_{\text{℄}}$	0.0 2.0	$C2^{0}_{10}$ $C2^{5}_{11.3}$
			555.0		
554.9	(15.4)	0.0 1.0	7.4 $CO^{1}_{\text{℄}}$		$C2^{5}_{10}$ $C3^{8}_{11.9}$
			556.7		
555.5	(31.5)	0.0 8.0	5.7 $C1^{2}_{\text{℄}}$	$C3^{5}_{10}$	$C3^{5}_{11.8}$

	+	H.I.	−	Elev.	
		567.20			
198 + 65			10.2		
199 + 00			8.4		
+ 21 95			7.7		
+ 50			7.8		
200 + 00			10.0		
+ 50			12.9		
T.P.			12.70	554.50	T.P.
	3.68	558.18			
+ 73			6.1		
201 + 00			8.9		
+ 36 42 E.C.			10.8		
+ 50			11.5		
			12.55	545.63	T.P.
	1.54	547.17			

+ 3.0 %

100' V.C.

− 7.0 %

℄ Grade	Lt			℄		Rt	
				567.20 H.I.			
556.0	28.0		0.0 4.0	557.0 10.2	C1 0 ℄	C3 5 10	C4 0 12.0
557.0	42.1	C0 6 10.3	C0 6 10	558.8 8.4	C1 8 ℄	C3 5 10	C3 9 12.0
557.4	49.0	C0 9 10.5	C1 0 10	559.5 7.7	C2 1	C3 8 10	C4 0 12.0
557.2	54.5	C1 0 10.5	C1 0 10	559.4 7.8	C2 2 ℄	C4 4 10	C4 8 12.4
555.0	51.9	C0 7 10.4	C0 7 10	557.2 10.0	C2 2 ℄	C4 2 10	C5 0 12.5
551.5	63.7	C1 0 10.5	C1 0 10	554.3 12.9	C2 8 ℄	C4 8 10	C5 3 12.7
				558.18 H.I.			
549.9	53.0	C0 4 10.2	C0 4 10	552.1 6.1	C2 2 ℄	C4 6 10	C5 2 12.6
548.0	32.0		0.0 3.5	549.3 8.9	C1 3 ℄	C3 8 10	C4 4 12.2
545.5	47.8		0.0 5.0	547.4 10.8	C1 9 ℄	C5 2 10	C5 8 12.9
544.5	45.4		0.0 8.5	546.7 11.5	C2 2 ℄	C4 7 10	C5 5 12.8

(61)

	+	H.I.	−	Elev.
		547.17		
202+00			3.9	
+25			5.7	
+37			7.3	
+50			8.5	
+75			9.8	
203+00			12.6	
T.P.			11.98	535.19 TP
	1.11	536.30		
+10			2.4	
+35			8.5	
+50			9.7	
+65			9.2	

8% Ascent

−7.0% Descent

100' V. Cr.

Grade	Lt.		℄	Rt
			547.17 H.I.	
541.0	(57.6)	0.0 / 8.0	3.9 (543.3) C2 3 ℄	C5 5 / 10 C6 8 / 13.4
539.2	(60.5)	0.0 / 5.8	5.7 (541.5) C2 3 ℄	C6 2 / 10 C7 0 / 13.5
538.4		Not needed	~~7.3 (539.9) C1 5 ℄~~	
537.5	(33.8)	0.0 / 3.0	8.5 (538.7) C1 2 ℄	C4 2 / 10 C4 8 / 12.4
535.7	(47.9)	0.0 / 6.0	9.8 (537.4) C1 7 ℄	C5 2 / 10 C6 4 / 13.2
534.0	(31.6)	0.0 / 2.5	12.6 (534.6) C0 6 ℄	C4 7 / 10 C5 4 / 12.7
			536.30 H.I.	
533.3	(25.9)	0.0 / 0.5	2.4 (533.9) C0 6 ℄	C3 7 / 10 C4 6 / 12.3
531.5	(10.3)		8.5 (527.8) F3 7 ℄	0.0 / 3.5 C1 5 / 5 C1 8 / 10 C2 0 / 11.0
		+43 = 0.0	−10 Rt.	
530.5		FA 3 / 14.3	9.7 (526.6) F3 9 ℄	F2 4 / 11.6
529.5		F2 9 / 12.4	9.2 (527.1) F2 4 ℄	F1 7 / 9.8
		+70 = 0.0	on Rt.	

(62)	+	H.I.	−	Elev.		Lt.	℄	Rt
							536.80 H.I.	
		536.30						
+75			9.6					
See Page 63 for Continued Line.						528.9 (4.1)	F2½ 11.3 9.6 (526.7) F2½ ℄	0.0 C1½ C1½ 4.8 10 10.7
			0.32	535.98	B.M.#23			
B.M.#23 - 30' Rt.		Sta. 203+74.85						
		R.P. Hub.						
T.P.			11.40	524.90				
	2.50	527.40						
T.P.			9.31	518.09				
	1.35	519.44						
T.P.			5.18	514.26				
	4.16	518.42						
			3.56	514.86				
		See Page 63						

	+	H.I.	−	Elev.		℄ Grade		Lt		℄		Rt			
				535.98 B.M.						536.72 H.I.					
	0.74	536.72													
204+00			9.8		100' V.C.	527.8	(7.8)		F0 8 / 9.2	526.9 / 9.8	F0 9 / ℄	0.0 / 5.5	C1 8 / 7	C2 2 / 10	C3 5 / 11.8
204+21.08 E.C. End Line			9.7			527.2	(6.5)	0.0 / 5.0	0.0 / 1.0	527.0 / 9.7	F0 2 / ℄	0.0 / 5.0	C2 0 / 10	C3 2 / 11.5	
+50			9.9			527.0				526.8 / 9.9					
205+00	County Road		10.6			527.0				526.1 / 10.6					
+50			9.8			527.0				526.9 / 9.8					

7-18-39
7.0.

Septic Tank + Sewer Construction at Lower Otay

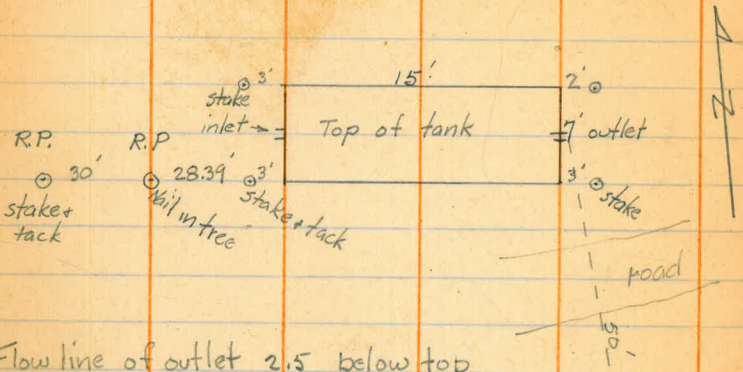

Flow line of outlet 2.5 below top

B.M.	0.08	104.47		104.39	Nail in tree with R.P. Nail	
S.W. 2' Back			4.47	100.00	100.00	Grade of top.
S.E. Cor.			3.47	101.00	100.00	C - 1.0
N.E. Cor.			2.47	102.00	100.00	C - 2.0
N.W. Cor.			3.47	101.00	100.00	C - 1.0
		102.74				
℄ Switch box	50' S.		5.40	97.34	97.34	Grade of top
				97.34	96.34	C - 1.0 to Flow line of intake
				97.34	95.84	C - 1.5 " " " " Outlet

(66) Diffusion Lines.

sta.	+	H.I.	-	Elev.	Grade	Cut
Upper line "A"		102.74				
0+00 = ℄ switch box			5.40	97.34	95.84	1.5 to Flow line
0+25			5.95	96.79	95.79	1.0 to Flowline ℄ 1.5 to bottom of ditch
0+50			6.00	96.74	95.74	1.0
0+75			6.05	96.69	95.69	1.0
1+00			6.10	96.64	95.64	1.0
1+25			6.15	96.59	95.59	1.0
1+50			6.20	96.54	95.54	1.0
1+75			6.25	96.49	95.49	1.0
2+00 end "A" line			6.30	96.44	95.44	1.0
Middle line "B"						
0+00 = ℄ Switch box					95.84	℄ 1.5
0+25			6.55	96.19	95.19	1.0
0+50			7.50	95.24	94.24	1.0
0+75			7.55	95.19	94.19	1.0
1+00			7.60	95.14	94.14	1.0
1+25			7.65	95.09	94.09	
1+50			7.70	95.04	94.04	
1+75			7.75	94.99	93.99	
2+00 end.			7.80	94.94	93.94	

102.74

	H.I.	-	Elev.	Grade	Cut.
Lower Line "C"	102.74				
0+00 = ℄ Switch box				95.84	
0+25		7.15	95.59	94.59	1.0
0+50		8.58	94.16	94.16	1.0
0+75		8.90	93.84	93.84	1.0
1+00		8.95	93.79		1.0
1+25		9.00	93.74		1.0
1+50		9.05	93.69		1.0
1+75		9.10	93.64		1.0
2+00		9.15			1.0

(68) Settling tank from Fish Tables.

B.M. Nail in Cor. of toilet				97.62	
	2.37	99.99			
℄ Settling box			2.71	97.28	98.28
on stake 2' back			1.71	98.28	98.28
F.L. of outlet tile					96.28
0+25			2.76	97.23	96.23
0+37.5			2.79	97.20	96.20
0+50			2.81	97.18	96.18
0+62.5			2.84	97.15	
0+75			2.86	97.13	
1+00			2.91	97.08	
1+25			2.96	97.03	
1+50			3.01	96.98	
T.P.			3.02	96.97	
	2.48	99.45			
1+75			2.52	96.93	
2+00 End.			2.57	96.88	

Fill 1.0
Grade top of box
C-1.0
1.0
1.0
1.0

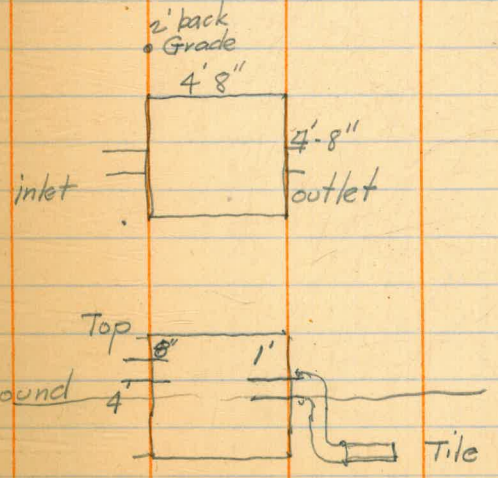

Drainage Pipe for Road Construction at Lower Otay.

12" Corrugated Metal Pipe

Sta. 3+35 — 20 ft.
10+00 — 24
19+25 — 18
22+50 — 20
29+50 — 18
54+80 — 20
59+50 — 20
68+20 — 22
93+00 — 22
107+50 — 18
109+85 — 18
121+00 — 20
131+50 — 22
151+50 — 18
155+00 — 20
178+00 — 20
185+00 — 20
193+00 — 20
195+50 — 20

Summary 12" Pipe

5 pcs 18' Long 90 Lin. Ft.
10 " 20' " 200 " "
3 " 22' " 66 " "
1 " 24' " 24 " "
Total = 380 Lin. Ft.

18" Corrugated Metal Pipe

Sta. 44+75 — 20 ft.
51+65 — 20
89+00 — 22
118+80 — 20
139+65 — 26
166+00 — 22
203+50 — 22

Summary 18" Pipe

3 pcs. 20' Long 60 Lin. Ft.
3 " 22' " 66 " "
1 " 26 " 26 " "
Total = 152 Lin. Ft.

24" Corrugated Metal Pipe.

Sta. 25+85 — 24 ft. Total = 24 Lin. Ft.

30" Corrugated Metal Pipe

Sta. 13+92 — 18 ft. Total = 18 Lin. Ft.

36" Corrugated Metal Pipe

Sta 144+45 — 26 ft. Total = 26 Lin. Ft.

Upper Otay Dam.

Crest of Dam	Elev. = 554.74
Crest of Spillway	549.56
Flow of Outlet Pipe	520.86

(80)

Elev. = 992.20 – Roadway on top Lower Otay Dam.

Elev. = 514.887 – U.S.G.S. B.M. Upper end Lake.

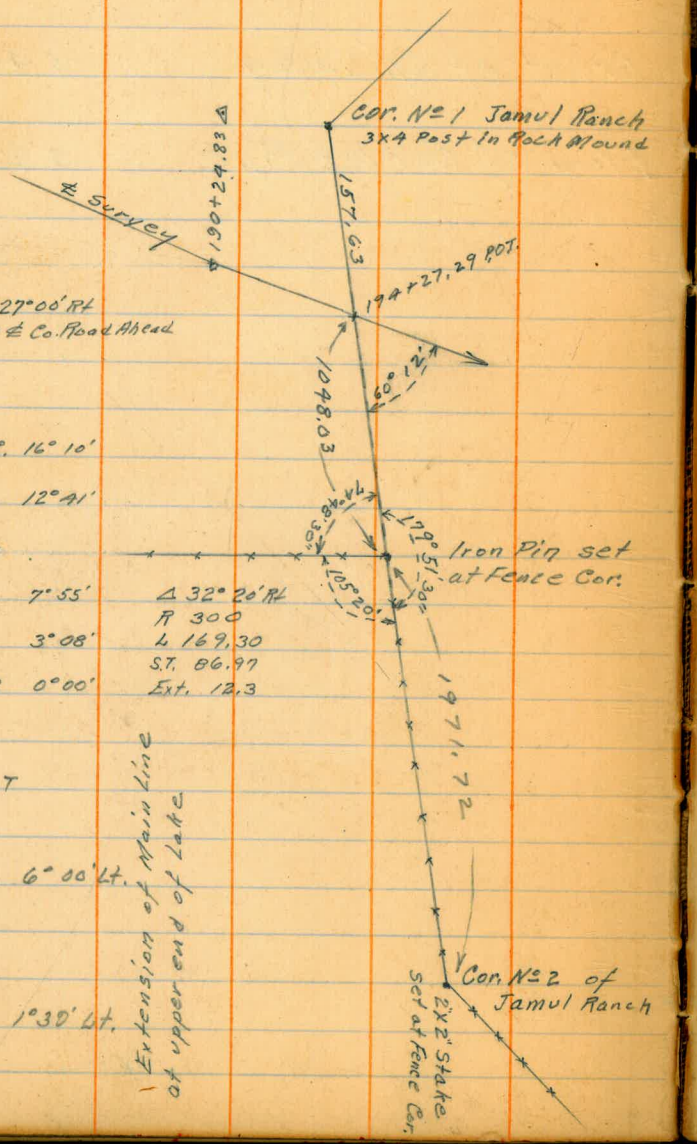

IMPROVED TABLES

AND

INFORMATION



194+27.29
190+24.83
402.46
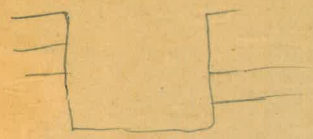
28.39 - 30'