W927

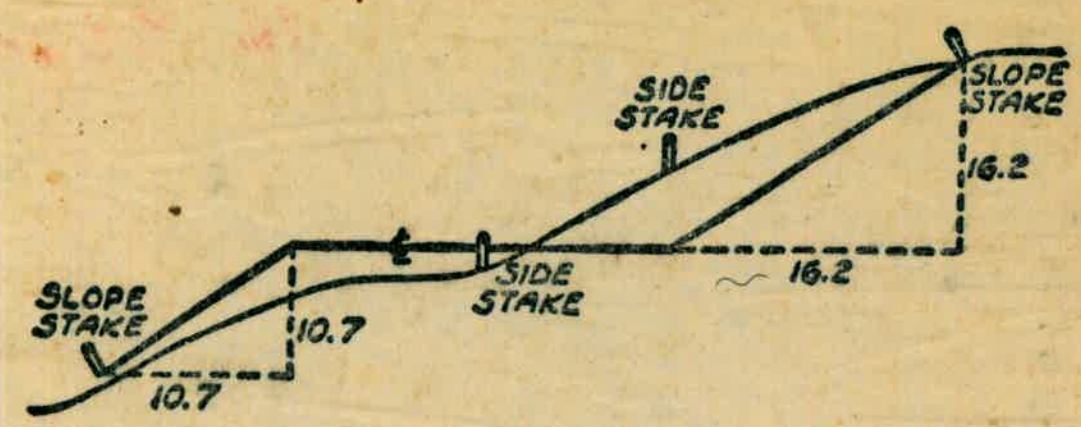

Distances from Side Stakes for Cross-Sectioning

Slope 1 to 1. Roadway of Any Width

	0	.1	.2	.3	.4	.5	.6	.7	.8	.9	
0	0.00	0.10	0.20	0.30	0.40	0.50	0.60	0.70	0.80	0.90	0
1	1.00	1.10	1.20	1.30	1.40	1.50	1.60	1.70	1.80	1.90	1
2	2.00	2.10	2.20	2.30	2.40	2.50	2.60	2.70	2.80	2.90	2
3	3.00	3.10	3.20	3.30	3.40	3.50	3.60	3.70	3.80	3.90	3
4	4.00	4.10	4.20	4.30	4.40	4.50	4.60	4.70	4.80	4.90	4
5	5.00	5.10	5.20	5.30	5.40	5.50	5.60	5.70	5.80	5.90	5
6	6.00	6.10	6.20	6.30	6.40	6.50	6.60	6.70	6.80	6.90	6
7	7.00	7.10	7.20	7.30	7.40	7.50	7.60	7.70	7.80	7.90	7
8	8.00	8.10	8.20	8.30	8.40	8.50	8.60	8.70	8.80	8.90	8
9	9.00	9.10	9.20	9.30	9.40	9.50	9.60	9.70	9.80	9.90	9
10	10.00	10.10	10.20	10.30	10.40	10.50	10.60	10.70	10.80	10.90	10
11	11.00	11.10	11.20	11.30	11.40	11.50	11.60	11.70	11.80	11.90	11
12	12.00	12.10	12.20	12.30	12.40	12.50	12.60	12.70	12.80	12.90	12
13	13.00	13.10	13.20	13.30	13.40	13.50	13.60	13.70	13.80	13.90	13
14	14.00	14.10	14.20	14.30	14.40	14.50	14.60	14.70	14.80	14.90	14
15	15.00	15.10	15.20	15.30	15.40	15.50	15.60	15.70	15.80	15.90	15
16	16.00	16.10	16.20	16.30	16.40	16.50	16.60	16.70	16.80	16.90	16
17	17.00	17.10	17.20	17.30	17.40	17.50	17.60	17.70	17.80	17.90	17
18	18.00	18.10	18.20	18.30	18.40	18.50	18.60	18.70	18.80	18.90	18
19	19.00	19.10	19.20	19.30	19.40	19.50	19.60	19.70	19.80	19.90	19
20	20.00	20.10	20.20	20.30	20.40	20.50	20.60	20.70	20.80	20.90	20
21	21.00	21.10	21.20	21.30	21.40	21.50	21.60	21.70	21.80	21.90	21
22	22.00	22.10	22.20	22.30	22.40	22.50	22.60	22.70	22.80	22.90	22
23	23.00	23.10	23.20	23.30	23.40	23.50	23.60	23.70	23.80	23.90	23
24	24.00	24.10	24.20	24.30	24.40	24.50	24.60	24.70	24.80	24.90	24
25	25.00	25.10	25.20	25.30	25.40	25.50	25.60	25.70	25.80	25.90	25
26	26.00	26.10	26.20	26.30	26.40	26.50	26.60	26.70	26.80	26.90	26
27	27.00	27.10	27.20	27.30	27.40	27.50	27.60	27.70	27.80	27.90	27
28	28.00	28.10	28.20	28.30	28.40	28.50	28.60	28.70	28.80	28.90	28
29	29.00	29.10	29.20	29.30	29.40	29.50	29.60	29.70	29.80	29.90	29
30	30.00	30.10	30.20	30.30	30.40	30.50	30.60	30.70	30.80	30.90	30
31	31.00	31.10	31.20	31.30	31.40	31.50	31.60	31.70	31.80	31.90	31
32	32.00	32.10	32.20	32.30	32.40	32.50	32.60	32.70	32.80	32.90	32
33	33.00	33.10	33.20	33.30	33.40	33.50	33.60	33.70	33.80	33.90	33
34	34.00	34.10	34.20	34.30	34.40	34.50	34.60	34.70	34.80	34.90	34
35	35.00	35.10	35.20	35.30	35.40	35.50	35.60	35.70	35.80	35.90	35
36	36.00	36.10	36.20	36.30	36.40	36.50	36.60	36.70	36.80	36.90	36
37	37.00	37.10	37.20	37.30	37.40	37.50	37.60	37.70	37.80	37.90	37
38	38.00	38.10	38.20	38.30	38.40	38.50	38.60	38.70	38.80	38.90	38
39	39.00	39.10	39.20	39.30	39.40	39.50	39.60	39.70	39.80	39.90	39
40	40.00	40.10	40.20	40.30	40.40	40.50	40.60	40.70	40.80	40.90	40
41	41.00	41.10	41.20	41.30	41.40	41.50	41.60	41.70	41.80	41.90	41
42	42.00	42.10	42.20	42.30	42.40	42.50	42.60	42.70	42.80	42.90	42
43	43.00	43.10	43.20	43.30	43.40	43.50	43.60	43.70	43.80	43.90	43
44	44.00	44.10	44.20	44.30	44.40	44.50	44.60	44.70	44.80	44.90	44
45	45.00	45.10	45.20	45.30	45.40	45.50	45.60	45.70	45.80	45.90	45
46	46.00	46.10	46.20	46.30	46.40	46.50	46.60	46.70	46.80	46.90	46
47	47.00	47.10	47.20	47.30	47.40	47.50	47.60	47.70	47.80	47.90	47
48	48.00	48.10	48.20	48.30	48.40	48.50	48.60	48.70	48.80	48.90	48
49	49.00	49.10	49.20	49.30	49.40	49.50	49.60	49.70	49.80	49.90	49
50	50.00	50.10	50.20	50.30	50.40	50.50	50.60	50.70	50.80	50.90	50

MICROFILMED
JAN 20 1965

Distance to slope stake from side or shoulder stake for any width roadway, slope 1 to 1. If ground is nearly level, the cut or fill at side stake is located by the double entry method in left column and top row. The number in body of table in same row and column gives distance from side stake to slope stake. If ground is not level estimate the difference in elevation between the side stake and slope stake, lower target by this amount if cut, elevate if fill. Add this amount to cut or fill and find distance in table. Set up rod at this point, and line of sight should cut target. If it does not make the slight adjustment necessary.

V .05 Long   S .02 Long

U .06 Long

530
530 HI
-10 Grade Rod
45
15 - Grade
30

28
28
224
56
784
2
1568

3)175

175
8)1400
8
60
56
40

21+00 ~~POT 50~~ Hub stake
8° 48' 50" Lt

N 82° 40' W

63' 59'

127 5.8
63' 59'

DIRECTIONS FOR USE OF TABLES

TABLE No. XIV

Distance of slope stake from side or shoulder stake for any width roadway, slope 1½ to 1. If ground is nearly level, the cut or fill at side stake is located by the double entry method in left column and top row. The number in body of table in same row and column gives distance from side stake to slope stake. If ground is not level estimate the difference in elevation between the side stake and slope stake, lower target by this amount if cut, elevate if fill. Add this amount to cut or fill and find distance in table. Set up rod at this point, and line of sight should cut target. If it does not make the slight adjustment necessary.

TABLE No. VIII

To find Tangent and External for curve of any other degree, divide by degree of curve and add correction found in column of corrections. Degree of curve with a given I may be found by dividing tangent, (or external). opposite I by given tangent, (or external).

The distance from a point on the tangent to the curve is very nearly the square of the tangent length divided by twice the radius.

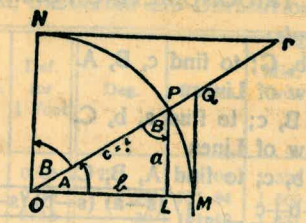

TABLE II

TRIGONOMETRIC FORMULÆ.

$\angle A = \angle MOP \qquad \angle B = \angle PON = \angle OPL$

$R = OB = c = 1$

$\sin A = \frac{a}{c} = \frac{a}{1} = a = \text{sos } B = LP$

$\text{sos } A = \frac{b}{c} = \frac{b}{1} = b = \sin B = OL$

$\tan A = \frac{a}{b} = \frac{MQ}{OM} = \frac{MQ}{1} = MQ = \cot B = MQ$

$\cot A = \frac{NT}{ON} = \frac{NT}{1} = NT = \tan B = NT$

$\sec A = \frac{OQ}{OM} = \frac{OQ}{1} = OQ = \csc B = OQ$

$\csc A = \frac{OT}{ON} = \frac{OT}{1} = OT = \sec B = OT$

$\text{vers } A = \frac{LM}{OP} = LM = \text{covers } B$

$\text{covers } A = \frac{OP - LP}{OP} = OP - LP = \text{vers } B$

$\text{exsec } A = PQ = \text{coexsec } B$

$\text{coexsec } A = PT = \text{exsec } B$

$\sin \tfrac{1}{2} A = \sqrt{\frac{1 - \text{Cos } A}{2}} \qquad \cos \tfrac{1}{2} A = \sqrt{\frac{1 + \text{Cos } A}{2}}$

$\sin 2A = 2 \sin A \cos A \qquad \cos 2A = \cos^2 A - \sin^2 A$

Law of Lines $\frac{\sin A}{a} = \frac{\sin B}{B} = \frac{\sin C^1}{C}$

Law of Cosines $c^2 = a^2 + b^2 - 2\,ab \cos C$

Law of Tangents $\frac{a+b}{a-b} = \frac{\tan \tfrac{1}{2}(A+B)}{\tan \tfrac{1}{2}(A-B)}$

TABLE XIII—CORRECTIONS FOR TANGENTS AND EXTERNALS

These corrections are to be added to the approximate values, found by dividing the tangent, or external, for a 1° curve (Table VIII) by the degree of curve, in order to obtain the true tangents, or externals. Intermediate values may be obtained by interpolation.

FOR TANGENTS ADD

Central Angle	Degree of Curve													
	5°	10°	15°	20°	25°	30°	35°	40°	45°	50°	55°	60°	65°	70°
10°	03	.06	09	13	16	19	.22	.25	.28	.31	34	38	42	.46
15°	04	10	14	19	24	.29	.34	.39	45	.51	.53	58	.63	.68
20°	06	.13	19	.26	.32	.39	.45	.51	.58	.65	.72	79	.84	.90
25°	.08	16	24	.33	40	49	.58	67	.75	.83	90	.99	1.06	1.14
30°	10	19	.29	39	49	.59	.69	79	.89	.99	1.09	1.20	1.29	1.39
35°	11	22	.34	47	.58	.69	,70	.81	.92	1.04	1.29	1.42	1.54	1.66
40°	13	.26	.40	.53	.67	.80	.93	1.06	1.20	1.34	1.49	1.64	1.79	1.94
45°	15	.30	44	60	76	91	1.06	1.21	1.37	1.52	1.70	1.87	2.04	2.21
50°	17	.34	.51	.68	.85	1.02	1.19	1.36	1.54	1.72	1.91	2.10	2.29	2.48
55°	19	38	.57	76	.95	1.14	1.32	1.52	1.72	1.92	2.14	2.35	2.56	2.77
60°	.21	42	.63	.84	1.05	1.27	1.49	1.71	1.94	2.17	2.38	2.60	2.83	3.07
65°	23	46	.69	.93	1.16	1 40	1.64	1.88	2.13	2.38	2.63	2.88	3.13	3.39
70°	25	.51	76	1.02	1.28	1.54	1.80	2.06	2.33	2.60	2.88	3.16	3.44	3.72
75°	.27	.56	.83	1.12	1.40	1.69	1.98	2.27	2.57	2.87	3.16	3.47	3.78	4.09
80°	30	.61	.91	1.22	1.53	1.84	2.15	2.46	2 78	3.10	3.44	3.78	4.12	4.46
85°	33	66	1.00	1.33	1.68	2.02	2.36	2 70	3.05	3.40	3.77	4.14	4.55	4 89
90°	36	.72	1.09	1.45	1.83	2.20	2.57	2.94	3.32	3.70	4.10	4.50	4.91	5.32
95°	39	79	1.19	1.55	2.00	2.40	2.80	3.20	3.61	4.02	4.40	4.98	5.38	5.83
100°	.43	.86	1.30	1.74	2.18	2.62	3.06	3.50	3.95	4.40	4.88	5.37	5.85	6.34
110°	51	1.03	1.56	2.08	2.61	3.14	3.67	4.21	4 76	5.31	5 86	6.43	7 01	7 60
120°	62	1.25	1 93	2.52	3.16	3.81	4 45	5.11	5.77	6 44	7 12	7.80	8.50	9 22

FOR EXTERNALS ADD

Central Angle	Degree of Curve													
	5°	10°	15°	20°	25°	30°	35°	40°	45°	50°	55°	60°	65°	70°
10°	.001	.003	.004	.006	.007	.008	.009	.011	.012	.014	.015	.017	.018	.020
15°	.003	.007	.010	.014	.018	.023	.027	.029	.032	.035	.039	.043	.047	.051
20°	.006	.011	.017	.022	.028	.034	.038	.045	.051	.057	.063	.070	.076	.083
25°	.009	.018	.027	036	.046	.056	.065	.074	.083	.093	.106	120	127	135
30°	.013	.025	.038	.051	.065	.078	.090	.103	.116	.129	.149	.170	.179	.188
35°	.018	.035	.054	.072	.086	.109	.131	.153	.175	.197	.213	.230	.247	.264
40°	.023	.046	.070	.093	.117	.141	.172	.203	.234	.265	.277	.290	.315	.341
45°	.030	.060	.093	.119	.153	.184	.216	.254	.289	.325	.351	.378	.411	.445
50°	.037	.075	.116	.151	.189	.227	.266	.305	.345	.384	.425	.467	.508	.550
55°	.046	.093	.142	.188	.236	.283	.332	.381	.420	.479	.530	.582	.641	.700
60°	.056	.112	.168	.225	.283	.340	.398	.457	.516	.575	.636	.697	.774	.851
65°	.067	.135	.204	.273	.343	.412	.483	.554	.625	.697	.711	.845	.922	1.01
70°	.080	.159	.240	.321	.403	.485	.568	.652	.735	.819	.906	.994	1.08	1.17
75°	.095	.182	.286	.383	.480	.578	.678	.777	.877	.977	1.07	1.18	1.29	1.39
80°	.110	.220	.332	.445	.558	.671	.787	.903	1.02	1.13	1.25	1.38	1.50	1.62
85°	.128	.259	.391	.524	.657	:790	.926	1.06	1.20	1.34	1.47	1.62	1.76	1.91
90°	.149	.299	.450	.603	.756	.910	1.07	1.22	1.38	1.54	1.70	1.87	2.03	2.20
95°	.174	.350	.522	.706	.985	1.06	1.25	1.43	1.62	1.80	1.99	2.18	2.38	2.58
100°	.200	.401	.604	.809	1.01	1.22	1.43	1.64	1.85	2.06	2.28	2.50	2.73	2.96
110°	.268	.536	.806	1.08	1.35	1.63	1.91	2.20	2.48	2.76	3.05	3.35	3.66	3.96
120°	.360	.721	1.08	1.45	1.82	2.19	2.57	2.95	3.33	3.72	4.11	4.50	4.91	5.32

INDEX

ALVARADO 2nd RES. 72" CSRCP CONN. PIPELINE 1-5 ✓
Slope Stakes for Earl Tomas Res 6-20 ✓
Plot Showing Location of R.P.s of E.T. Res 21 ✓
stakes for 72" Conn Pipe Line E.T. Res 22-23 ✓
Slope Stks for Nly Side Res 24 ✓
+ Grade & Line for Coping Wall
Stks for a Buttress along 25
N Wly Side of Res
STKS. FOR BUTT. BLOCKS EAST SIDE RESERVOIR 27
(15') stks Toe of Slope inside of Res Sly side
STKS. 72" CON. OUTLET PIPE Z LINE (6) OFF 30
STKS & GRADES FOR NLY. FOOTINGS 31
STKS. FOR FOOTINGS ON NLY SLOPE OF RES. 32-33
STKS FOR FINE GRADING BOTT. OF RES. 37-38
STKS For 30" Outlet Pipe E.T. Res 39
STKS. for (3') T/S ON N & NELY SIDE & NELY GUTTER 43
STKS & GRDS for 12" DRAIN LINE 26
STKS for Butt Blocks of Res West Side 47 ✓

alice

ALVARADO 2nd RES.
72" CSRCP CONN. PIPELINE

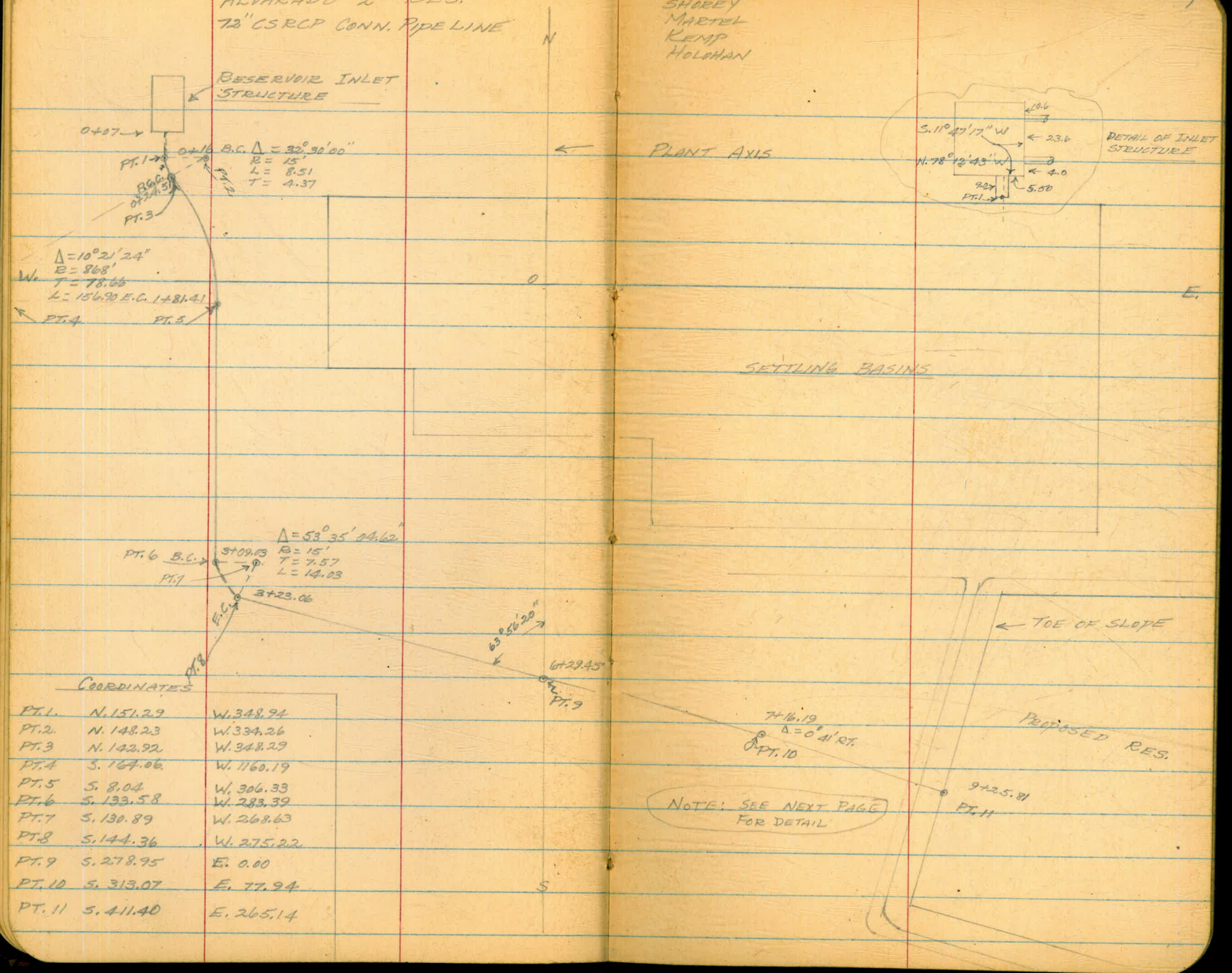

COORDINATES

PT. 1.	N. 151.29	W. 348.94
PT. 2.	N. 148.23	W. 334.26
PT. 3	N. 142.92	W. 348.29
PT. 4	S. 164.06	W. 1160.19
PT. 5	S. 8.04	W. 306.33
PT. 6	S. 133.58	W. 283.39
PT. 7	S. 130.89	W. 268.63
PT. 8	S. 144.36	W. 275.22
PT. 9	S. 278.95	E. 0.00
PT. 10	S. 313.07	E. 77.94
PT. 11	S. 411.40	E. 265.14

10/27/55
SHOREY
MARTEL
KEMP
HOLOHAN

1

(CONT'D)

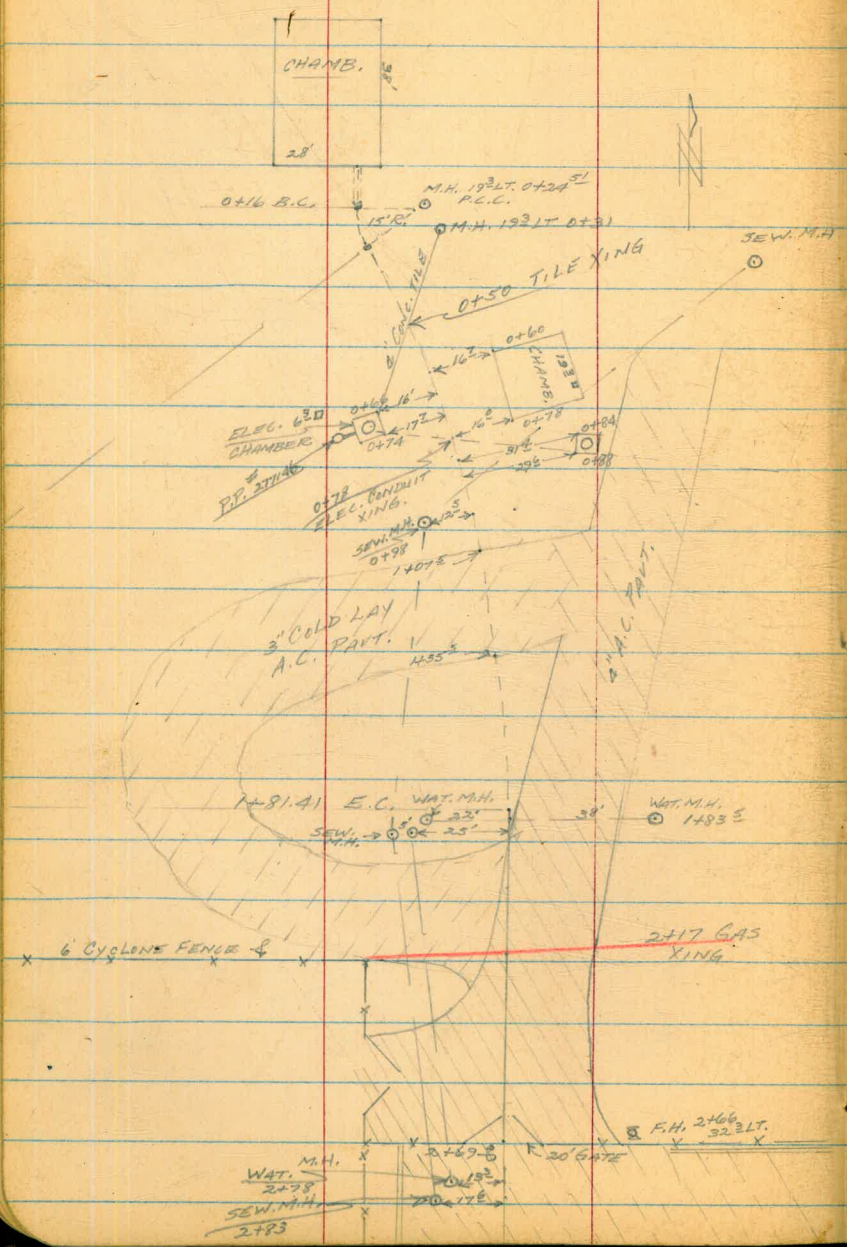

10/27/55
SHOREY
MARTELL
KEMP
HOLOHAN

2

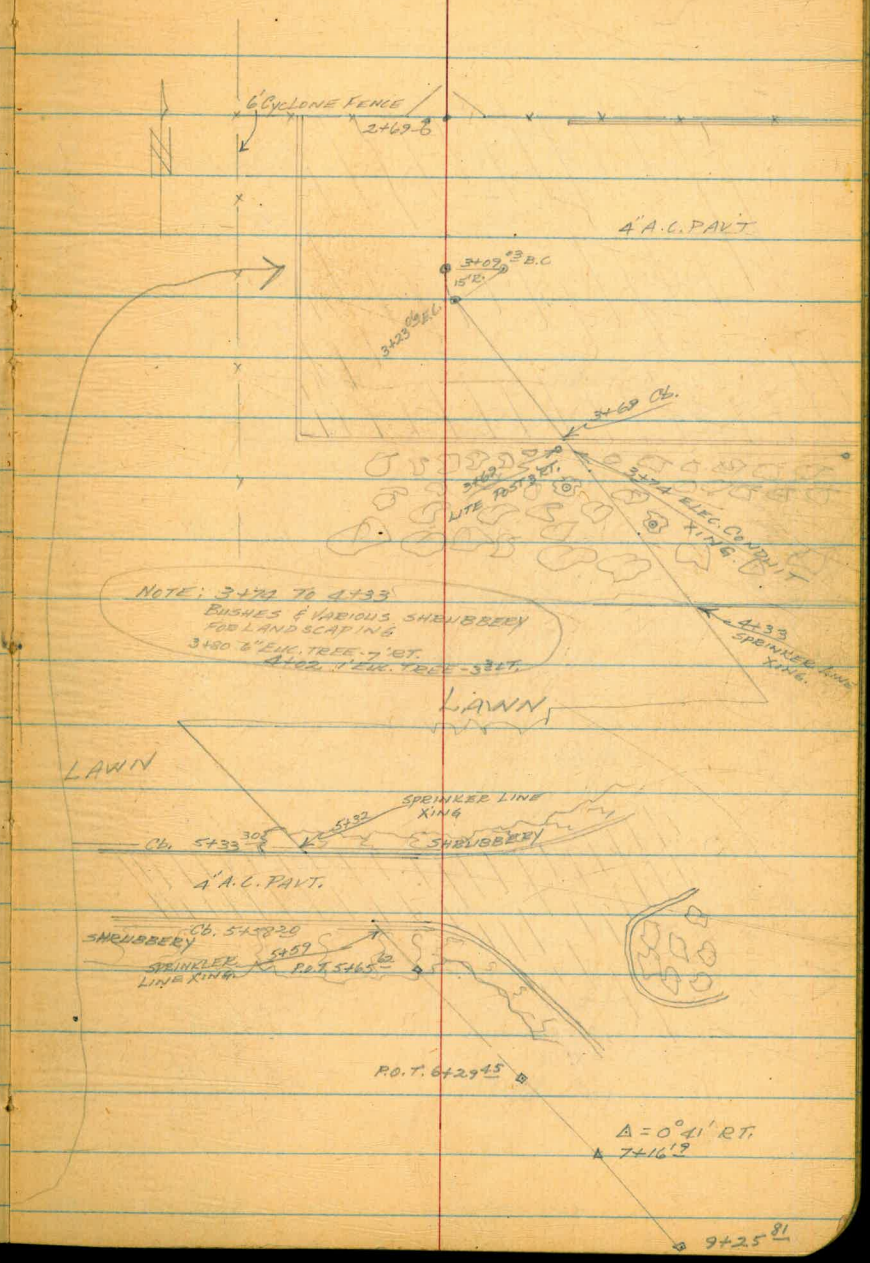

(CONT'D)

Sta.		B.S.	H.I.	F.S.	Elev.
BM.		4.78	541.17 ✓ H.I.		536.39
0+00	ON TOP VAULT			5.16	536.01
0+07	EDGE OF VAULT			5.14	536.03
0+07	GROUND			7.7	533.47
			M.H. So. RIM	6.76	534.41
0+16	B.C.			7.7	533.47
0+24^5'	P.R.C.			7.3	533.87
				{6.69	534.48
				11.69	529.50
				21.7	519.47
0+50				4.18	536.99
				4.02	537.15
			M.H. NOR. RIM	{4.68	536.49
				11.52	529.65
				8.52	532.65
			M.H. So. RIM	2.40	538.77
1+00				4.5	536.67
			SEW. M.H. NOR. RIM	{3.74	537.43
				11.54	529.63
1+07^5				4.15	537.02
1+35^5				4.20	536.97
1+50				4.20	536.97
			M.H. NOR. RIM	{4.21	536.96
				14.5	526.67
1+81^4'	E.C.			5.0	536.17
			M.H. NOR. RIM	{4.21	536.96
			TOP C.I. PIPE	19.40	521.77

10/27/55
SHOREY
MARTELL
KEMP
HOLOHAN

	LT	RT
CHIS'L □ ELY END MURRAY DAM		
	Reduced by R. Barber 3-14-56	
0+14 - 18' LT.		
	534.17	533.37
M.H. 0+31 - 19^3 LT.	7.0 / 10	7.8 / 10
℄ BOTT. M.H.	535.37	535.07
	5.8 / 10	6.1 / 10
S.W. COR. CHAMBER 0+60 16^2 LT.		
S.E. " " 0+78 16^2 LT		
0+70 ELEC. M.H. 16^5 RT.		
℄ TOP 4" CONC. TILE		
TOP OF 2-4" CONDUITS		
0+86 " " 30 LT.		
	536.97	536.87
	4.2 / 10	4.3 / 10
0+98 - 12^5 RT. ℄		
EDGE 3" COLD LAY A.C.		
" " " "		
	537.17	536.67
	4.0 / 7 TOP A.C. PAVT	4.5 / 10
WAT. M.H. 1+83^5 22' RT.		
	536.44	
	4.73 / 1 TOP A.C. PAVT	
WAT. M.H. 1+88 25' RT.		

(CONT'D)

					LT	RT
		541.17				
	SEW. M.H. NOR. RIM		4.11	537.06	SEW. M.H. 1+88	
			12.90	528.27	℄	
1+83 5			4.90	536.27	TOP 3" COLD LAY A.C.	
	M.H. SO. RIM		4.15	537.02	WAT. M.H. 1+83 5 38' LT.	
1+90			4.90	536.27	TOP A.C. PAVT., Edge BLACKTOP	
2+00			5.10	536.07		
2+17			5.6	535.57	GAS XING	
2+50			6.4	534.77		
TP	3.38'	540.83	3.72	537.45	TOP F.H. 32 3 LT.	
	M.H. NOR. RIM		6.56	534.27	WAT. M.H. 2+78 - 13' RT.	
			12.96	521.87	℄	
	SEW. M.H. NOR. RIM		6.46	534.37	SEW. M.H. 2+83 = 17' RT.	
			12.76	520.07	℄	
3+00			6.0	534.83		
3+09 03 B.C.			5.9	534.93		
3+23 06 E.C.			5.8	535.03		
3+50			5.6	535.23		
3+69 6	GUTTER		5.4	535.43		
3+69 6	TOP CB.		4.9	535.93		
3+74	ELEC. CONDUIT XING		4.9	535.93		
4+00			4.7	536.13		
4+50			5.2	535.63		

10/27/55
SHOREY
MARTELL
KEMP
HOLOHAN

					LT	RT
		(CONT'D)				
		540.83				
5+00			5.6	535.23		
5+33 3	Top Cb.		6.3	534.53		
5+33 3	GUTTER		6.8	534.03		
5+50			6.6	534.23		
5+58 2	GUTTER		6.8	534.03		
5+58 2	Top Cb.		6.3	534.53		
5+65 62	P.O.T.		5.9	534.93		
5+81			8.4	532.43		
TP	1.03	530.96 ✓	10.90	529.93 ✓		
6+00			4.0	526.96	528.46 2.5/10	526.26 4.7/10
6+07	TOE SLOPE		5.3	525.66		
6+29 45	P.O.T.		5.9	525.06		
6+50			6.2	524.76	525.16 5.8/10	524.36 6.6/10
7+00			6.9	524.06	524.26 6.7/10	523.56 7.4/10
7+16 19	△ PT.		8.04	522.92	523.06 7.9/10	522.56 8.4/10
7+50			8.7	522.26	522.76 8.2/10	521.96 9.0/10
8+00			9.8	521.16	521.36 9.6/10	521.06 9.9/10
9+00			13.8	517.16	517.56 13.4/10	516.66 14.3/10
9+25 81	END		15.1	515.86 ✓	516.36 14.6/10	515.36 15.6/10
CK. TBM			0.69	530.27 = 530.31	END OF Cb. (F.B. 926)	

EARL THOMAS Res
Slope stakes for South Side
2:1 1½:1

0.49	530.80		530.31	
0.11	517.56	13.35	517.45	
0.54	504.76	13.34	504.22	
0.75	493.52	11.99	492.77	
4.59	493.59	4.52	489.00	
1+00		4.1	489.5	530.0
(5)		4.6		
1+00		0.1	493.5	530.0
~~+50~~		~~4.4~~		
+50		4.4	489.2	530.0
2.55	484.23	11.91	481.68	

530
484.2
45.8 = Grade Rod

+50	+8.6	F 54.4	@ 108.8
(5)	+9.4	F 55.2	
2+00	+9.5	F 55.3	@ (83.0)
	+8.2	F 54.0	@ (108)
(5)	+6.3	F 52.1	
2+50	+2.9	F 48.7	@ (73.1)
	+1.1	F 46.9	@ 93.8

West 18
Williams 49
Paulson 21

10/10/56

line 75' Wly of 1+00 E.T. Res Cord
TBM Top of Iron Bolt on Cyclone fence

F 40⁵ @ 81' out
F 0⁵ (5) To 2:1
F 36⁵ @ 54.8' out 1½ to 1
F 41⁰ @ 31.2' out to Toe of 1½ to 1 slope
F 40⁸ @ 61.3 out 1½:1

2:1 Zone #2

1½:1 Zone #1 — 113 − 83 = 30
2:1 Zone #2

1½:1 Zone #1 — 98.8 − 73.1 = 25.7
2:1 Zone #2

45.8 Grade Rod

(5') — 1.3 F 44.5 98.8'

184.23
5.30
TP 9.94 492.89 1.28 482.95
37.1 Grade Rod

3+00 +6.8 F 43.9 @ 65.9 out 1½ to 1 Zone #1

+3.9 F 41.0 @ 82' out 2:1 Zone #2

(5') +3.2 F 40.3 @ 87' out
65.9
21.1

530
8.43 499.63 1.69 491.20
30.4 Grade Rod

+5.5 F 35.9 @ 53.9 out Toe of Slope 1½ to 1

3+00 ~~+5.0 F 36.0 @ 54' out~~ ~~Toe of Slope 1½ to 1~~

+7.3 F 37.1 @ 75.4 out Toe of Slope 2:1 Zone #2

(5') +7.5 F 37.2 @ 80.4 out

530
4+00 6.76 505.91 0.48 499.15
24.1 Grade Rod

+0.8 F 24.9 @ 37.5 TS Zone #1

+2.1 F 26.2 @ 52.4 out TS Zone #2

(5') +2.6 F 26.2

12.40 517.80 0.57 505.40

	517.80				
12.21	529.90	0.11	517.69		
4.75	533.39	1.26	528.64		
		3.09	530.30	F	530.3'
			482.95		

43⁹ Grade Rod
4.4
3+00 39.5 Grade Rod
+4.7 F44.3 @ 66.3 out

(5) (30.4)

14.7
6.1
2+50 12.6 Grade Rod
+8.9 F51.5 @ 77³

55.3
-4.9
2+00 50.4

1.3 F51.7 77⁶ out 113 / 77⁶ / 35.4

1+50 40.8
4.0
36.8 Grade rod
3.0 F39⁸ @ 69⁷ T5. Zone #1

Slope Stake South & East
Side of E T Res

0+00

36.5
4.5
32.0 Grade Rod

+0.3 E 32.3

11.16 500.16 489.00
530
13.21 513.12 0.25 499.91
16.9 Grade rod

4+50 1.6 E 18.5

(5) 2.6 E 19.5

2.7 E 19.6

(10') inside slope 1.1 E 18.0

1.5 E 18.4

530
8.09 520.22 0.99 512.13
9.9 Grade Rod

5+00

4.2 E 14.0

5.4 E 15.2

(5) 5.5 E 15.3

4.3 E 14.1

4.0 E 13.8

West
Kellhofer
Poulson

10/16/56

@ 4.8 out T.S. Zone I

4 TBM Top Iron pin

@ 27.8 out T/S 1'3 to

@ 39'

@ 27'

@21' T.S. Zone 2

@ 30.4 Zone # 2

@ 21.2 T.S. Zone 2

5+50	520.22		
	9.8 Grade Rod		
	3.6	F13.4	@ 20.1 T/S Zone 1
	5.0	F14.8	@ 29.6 T/S Zone 2
(5')	4.5	F14.3	
inside slope	2.2	F12.0	(38') T/S Zone 1
(10')	2.2	F12.0	
6+00			
	2.5	F12.3	@ (18.5) T/S Zone 1
	2.8	F12.6	@ 25.2 T/S Zone 2
(5')	2.8	F12.6	
inside	1.6	F11.4	@ 17.1 T/S Zone 1
(10')	1.2	F11.0	
6+40			
	1.9	F11.7	@ 17.6 T/S Zone 1
	2.2	F12.0	@ 24' T/S Zone 2
(5')	2.3	F12.1	
	1.80	518.42 =	518.48 BM on Fence Cor. Lake Murray Blvd & New Kiowa Dr.
inside Cor.	5.7 Grade Rod		
	4.7	F10.1	(15.6)
(10')	4.4	F10.1	

Slope Stakes Cont

0+00 for East Line = S 476.80 E 233.36

530

5.87 524.35 518.48

5.7 Grade Rod

1/4 Δ	5.5	F 11.3
	5.9	F 11.6
(5')	5.9	F 11.6
1/2 Δ	4.5	F 10.3
	4.9	F 10.6
(5')	4.9	F 10.6
3/4 Δ	3.6	F 9.3
	3.4	F 9.1
(5')	3.5	F 9.2

5.7 Grade Rod

Full Δ 0+00 (200.5)	2.7	F 8.4
	2.4	F 8.1
(5')	2.6	F 8.3
(10') → inside Cur.	3.5	F 9.2
	4.1	F 9.8

West
Kellhofer
Poulson

10.2 − 5.7 = 4.5

10.6 − 5.7 = 5.9

5.1 + 10.2 = 15.3

10/17/56

TBM NW Cor Kiowa Dr & Lake Murray Blvd

@ (16.8) T/S Zone #1
@ (23.0) T/S Zone #2

@ (15.3) T/S Zone #1
@ 21.2 T/S Zone #2

@ (14.9) T/S Zone #1
@ 18.2 T/S Zone #2

@ 12.6 T/S Zone #1
@ 16.3 T/S Zone #2

@ (13.8')

524.35
530
8.50 528.73 . 4.12 520.23
1.3 Grade Rod

~~0+00~~ 1+50 South
inside Slope
(10')

5.8 F7 1
6.0 F7 3
4.7 F6 0
4.1 F5 1
4.0 F5 3
3.7 F5 0
4.1 F5 1
2.3 F3 2
1.9 F3.2
~~1.5 3.8~~
1.8 F3 1

@ 10.7 T/S Zone 1
@ 9 3 T/S Zone 3
@ 10 8 T/S Zone 2
@ 7 5 T/S Zone #1
@ 5.4 T/S Zone #1
~~@ 5.4~~ @ (C1)

(5')

1+00 South inside
(10')

1
1.3

0+50 South
inside
(10')

2.9 F4 3
3.5 F4 8
1.4 F2 7
0.6 F1 9
0.5 F1 8

@ 6 3 T/S Zone 1
@ 4.1 T/S Zone #1
@ 3 8 T/S Zone #2

	528.73		
	1.3 Grade Rod		
0+00		2.1	F 3⁴
10'		3.0	F 4³
		0.6	F 1.⁹
6.83	532.53 − 2.5	3.03	525.70
		3.7	F 1³
(5')		3.8	F 1³
0+50 N inside		6.4	F 3⁹
(10')		7.0	F 4⁵
		5.0	F 2⁵
		4.4	F 1⁹
(5')		4.0	F 1⁵
1+00 N inside		5.9	F 3⁴
(10')		6.5	F 4⁰
		4.8	F 2³
		4.2	F 1⁷
(5')		3.9	F 1⁴
1+50 N inside		6.3	F 3⁸
(10')		7.0	F 4⁵
		4.9	F 2⁴

@ 5¹ T/S Zone 1

@ 2³ T/S Zone 2

@ 2⁴ T/S Zone 2"

(14⁵) Zone 1

(6⁴) T/S Zone

@ (3⁸) T/S Zone #1

@ 3⁸ T/S Zone #2

(15) T/S

@ 5¹ T/S Zone #1

@ (3⁵) T/S Zone #1

@ 3⁴ T/S Zone #2

65 / 44 / (14.4)

@ 5⁷

@ 3⁶ T/S Zone 1

	532.53 −2.5 Grade				
1+50 N		4.1	$F\,1^{6}$	3^{2}	T/S Zone #2
(5')		3.6	$F\,1^{2}$		(14^{6})
2+00 N inside		3.9	$F\,1^{4}$	@ 2^{1}	T/S
(10')		4.1	$F\,1^{6}$		
		3.5	$F\,1^{0}$	@ 1^{4}	T/S Zone 1
		3.0	$F\,0^{5}$	@ 1^{0}	
		2.7	$F\,0^{8}$		(14^{6})
1.28	525.27	8.54	523.99		
		6.80	518.47	= 518.48	

Stks for 12" Drain Line Thru Fill on Sly Side Reservoir

13.08	502.08		489.00		
200-S		5.3	496.8	505.0	$F\,8^{2}$
+50 S		5.3	496.8	504.0	$F\,7^{2}$
3+00 S		8.6	493.5	503.0	$F\,9^{5}$
+50 S		7.7	494.4	502.0	$F\,7^{6}$ on original Ground
Chk. TBM		13.08	489.00		

Slope Stakes for Wly Side Res

5476.90 E 233.36 = 200.5

0.40	530.71		530.31
	530		
1.04	519.00	12.75	517.96
	11 Grade Rod		
	30		
0.45	507.52	11.93	507.07
	22.5 Grade Rod		
1/4 △		2.2	F 24.7
		10.0	F 32.5
(5')		9.9	F 32.4
	530		
10.53	517.60	0.45	507.07
	12.4		
1/2 △		8.4	F 20.8
		11.0	F 23.4
(20')		11.0	F 23.4
3/4 △		5.2	F 17.6
		4.2	F 16.6
		4.2	F 16.6
200-5		2.9	F 15.3
		1.7	F 14.1
		1.7	F 14.1
Inside		6.2	F 18.6
(10)		6.7	F 19.1

West
Kellhofer
Paulson

Warm

10/18/56

11
7.7
18.7
9.4
28.1

@ 37.1 T/S Zone 1
@ 65' T/S Zone 1
(42.9)

(31.3) T/S Zone #1
(46.2) T/S Zone #2
(45.6)

@ 26.4 T/S Zone #1
@ 33.3 T/S Zone #2
(21.8)

11.4
38.2
4.6
38.2
16.4
21.8

(23') T/S Zone #1
28.2 T/S Zone #2

33.2
13
20.2

27.9 T/S Zone #1

1+50 South	517.60			
	12.4 Grade Rod			
inside		2.3	F 14 3	@ 22 1 inside T/S Zone 1
(10')		2.8	F 15 2	
	530			
8.88	523.59	2.89	514.71	
	6.4 Grade Rod			
		5.6	F 12 0	@ 18 0 T/S Zone #1
		4.9	F 11 3	@ 22 6 T/S Zone #2 — 22.6 / 8 / 21.8
(5')		4.6	F 11 0	(19')
1+00 South				
inside		5.8	F 12 3	@ 18 3 T/S Zone 1
(10)		6.0	F 12 4	
		3.9	F 10 3	@ 15 5 T/S Zone 1
		3.4	F 9 8	@ 19 6 T/S Zone #2
		3.2	F 9 6	(19')
8.01	530.69	0.91	522.68	
		0.37	530.32 =	530.31
			10-19-56	
B.M. 6.92	531.23		530.31	
	530			
4.79	526.53	9.49	521.74	
	3.47			

	526.53		
inside	3.5 Grade Rod		
0+50 South		5.4	F 8 9
(10')		5.8	F 9 3
		4.5	F 8 0
		4.3	F 7 8
(5')		4.2	F 7 3
AX 1.5 0+00 inside		3.2	F 6 7
(10')		3.6	F 7 1
		2.2	F 5 7
		1.9	F 5 4
(5')		1.7	F 5 2
731	532.42 −2.4	1.42	525.11
0+69 6 North		4.8	F 2 4
(10')		5.1	F 2 7
		4.5	F 2 1
		4.0	F 1 6
(5')		4.1	F 1 7

West
Kellhofer
Paulson

10/19/56

(13 4) T/S Zone #1

(12 0) T/S Zone #1

(15 6) T/S Zone #2

(18 6)

(10 1) T/S Zone 2

(8 6) T/S Zone 1

(10 8) T/S Zone 2

(3 6') T/S Zone #1

(3 3') T/S Zone #1

(3 3) T/S Zone #1

14 2

Slope Stakes for Nly Side Res.

0+00 90° off NW Side of Res

@ 3234.50

E 351.64

	532.42			
	-2.4 Grade Rod			
0+00		2.3	CO 1	
(5')		2.1	CO 3	
0+50		2.6	FO 3	@ O 1
(5')		2.2	CO 2	
1+00		2.4	CO 0	@ (0)
(5')		2.1	CO 3	
1.44	532.85	1.01	531.41	Top of FH NW Side Res
	-2.9			
1+50		3.5	FO 6	@ (1 2)
(5')		3.2	FO 3	
2+00		3.5	FO 6	(13) TIS
(5')		3.3	FO 1	
2+50		3.5	FO 6	13 TIS
(10')		2.7	CO 3	
1.85	533.26	1.44	531.41	
	-3.3 Grade Rod			
3+00		2.4	CO 1	@ (0 1)
(5)		2.6	CO 2	

West
Kellhofer
Paulson

10/19/56

Bott of 1:1

NE Cor Rec 5

	533.26 −3.3			
5.35	539.50 −4.50	4.11	529.15	
		3.6	C 0 9	0 9
5		3.5	C 1 0	
1/4 Δ		3.0	C 1 5	@ 1 5
5		2.4	C 1 9	
1/2 Δ		2.8	C 1 7	@ 1 7
5		2.6	C 1 9	
3/4 Δ		2.8	C 1 7	@ 1 7
5		2.5	C 2 0	
Δ = 0+00		2.8	C 1 7	@ 1 7
5		2.6	C 1 8	
0+50		2.9	C 1 6	@ 1 6
5		2.7	C 1 8	
1+00		2.8	C 1 7	1 7
5		2.7	C 1 8	

	534.50 -4.5			
1+50		2.6	$C 1^2$	1^2
2+05 ∠		2.3	$C 2^3$	($2^{3'}$)
(5')		2.1	$C 2^1$	
2+05 ∠		2.3	$C 2^3$	(2^3)
(5')		2.1	$C 2^1$	
4.87	534.46	4.91	529.59	
		4.18	530.28	= 530.31

PLAT Showing RP of EARL THOMAS RES

All RP's from Inside Bott of Res

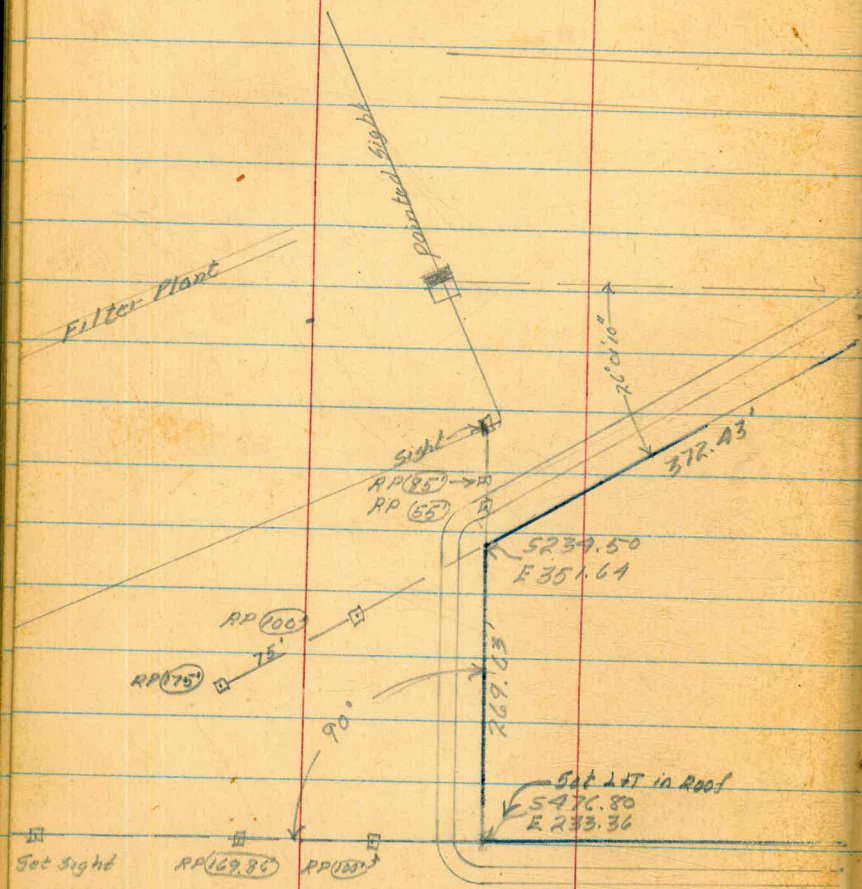

64°
29
26

West
Kellhofer
Paulson

21

10/22/56

89° 59' 60
26 01' 10"
63' 58' 50

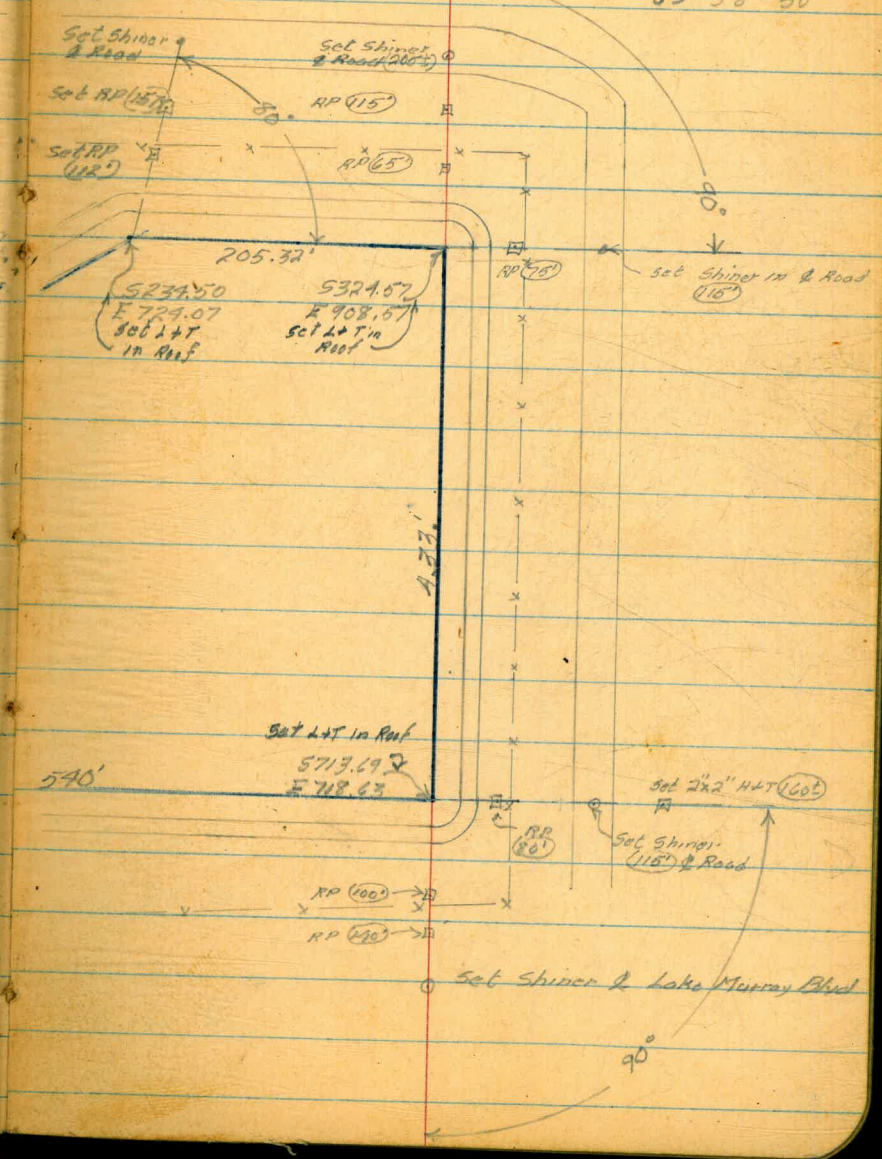

EARL THOMAS Res
72" Conn Pipe Line

West
Kellhofer
Paulson

(15)

10/31/56

	4.86	541.25		536.39	Chis ☐ Sly end Murray Dam
0+16 Rad Pt			7.23	534.02 509.00	C 25.02
0+16 BC Rt (15)			8.3	533.0 "	C 24.0
0+24.51 PCC Rt 15			8.3	533.0 "	C 24.0
+50			5.95	535.30 "	C 26.30
+75			4.56	536.69 "	C 27.69
1+00			4.09	537.16 "	C 28.16
+25			3.35	537.90 "	C 28.90
+50			3.88	537.37 "	C 28.37
+75			4.41	536.84 "	C 27.84
+81.41 EC			4.57	536.68 "	C 27.68
2+00			5.00	536.25 "	C 27.25
+50			6.35	534.90 "	C 25.90
3+00			6.19	535.06 "	C 26.06
+09.11 Rad Pt			6.16	535.09 "	C 26.09
+09.11 BC Rt			6.53	534.72 "	C 25.72
+23.01 EC Rt			6.15	535.10 "	C 26.10
+50			5.81	535.44 "	C 26.44
4+00 TP 7.42		543.94	4.73	536.52 509.00	C 27.52

		543.94				
+50			7.49	536.45	509.00	C 27 45
5+00			7.74	536.20	"	C 27 20
+50			8.85	535.09	"	C 26 09
	3.41	538.12	9.23	534.71	"	C 25 71
+75			2.77	535.35	"	C 26 35
6+00			9.43	528.69	"	C 19 69
+50	TP 3.34	528.52	12.94	525.18	"	C 16 18
7+00			4.20	524.32	"	C 15 32
+50			5.78	522.74	"	C 13 74
8+00			6.83	521.69	"	C 12 69
+25			7.34	521.18	"	C 12 18
+50			8.44	520.08	"	C 11 08
9+21.12	End of Work		12.25	516.27	"	C 7 27
	9.58	536.33	1.77	526.75	"	
			6.01	530.32	=	530.31 Top Cb

Slope Stks for NWy Side of Res
and offset Line for Coping Wall (237)

West
Kellhofer
Paulson

11/1/56

	3.92	535.33	531.41	Top FH NW Side Res See page 18
NWy Cor Res				
BC 3+54.66		5.03	530.30 530.00	Co^{30}
+50		5.02	530.31 530.00	Co^{31}
3+00		5.06	530.27 530.00	Co^{27}
2+50		5.11	530.22 530.00	Co^{22}
2+00		5.30	530.03 530.00	Co^{03}
1+50		5.41	529.92 530.00	Fo^{08}
1+00		5.47	529.86 530.00	Fo^{14}
0+50		5.25	530.08 530.00	Co^{08}
Interior Cor Res				
0+00 EC		5.26	530.07 530.00	Co^{07}
½ Δ		5.29	530.04 530.00	Co^{04}
BC		5.22	530.11 530.00	Co^{11}
2+00		5.14	530.19 530.00	Co^{19}
1+50		5.25	530.08 530.00	Co^{08}
1+00		5.46	529.87 530.00	Fo^{13}
0+50		5.31	530.02 530.00	Co^{02}
0+00		5.41	529.92 530.00	Fo^{08}
		3.92	531.41 =	531.41

Stks for ℄ BUTTRESS

Along North west Side Res

1326 OFFSET ON ℄ BUTT.

T.B.M.	3.39	534.80		531.41	
℄ BUTT R			4.76	530.04	532.37
℄ BUTT S			4.49	530.31	532.28
℄ BUTT T			4.60	530.20	532.19
℄ BUTT U			4.57	530.23	532.09
℄ BUTT V			4.92	529.88	532.00
℄ BUTT W		~~[illegible]~~	4.87	529.93	531.91
℄ BUTT X			4.86	529.94	531.82
℄ BUTT Y			4.85	529.95	531.73
℄ BUTT Z			4.67	530.13	531.62
CHECK T.B.M.			3.39	531.41 = 531.41	

ELEV. ON MONUMENTS

B.M.	~~3570~~	~~534.980~~		~~531.410~~
	3.385	534.908	3.457	531.523
	4.000	528.726	10.182	524.726
	1.722	523.044	7.404	521.322
CHK. BM.			4.558	518.486 = 518.480

West
Williams
Kellhofer x
Paulson +

1KE Elected

25

11/7/56 Sunny & Hot

TBM Top F.H. NWly Side Res

1/23/57

F 2	33	532.98 BM Reset butt R
		+ 2.55
F 1	97	535.53
		2.37
F 1	99	3.16
F 1	86	
F 2	12	531.62
		3.64
F 1	98	535.26
		5.32
F 1	88	529.94
F 1	78	
F 1	49	

Reset T.B.M. on F.H. = 532.98

~~Top F.H. N.W. Cor. of Reservoir.~~ OUT

Top. Conc. Mon. (75') off N.E. Res Cor.

Top Conc. Mon. (80') off S.E Res. Cor

B.P. in Conc. Cor. Post - S.E. Cor. fence Line Kiowa & Moraga Blvd.

Stks for 12" Drain Line

0+00 @ Rt ℄ off ℄ in Res				
	1.93	511.93		510.00	
2+25			4.87	507.06	505.56
+50			5.47	506.46	505.49
3+00			5.19	506.74	505.34
+50			5.07	506.86	505.19
4+00			5.44	506.49	505.04
+38 [18]			5.62	506.31	504.94
+50			5.56	506.37	504.73
5+00			5.86	506.07	503.73
+25			6.07	505.86	503.23
+40			7.11	504.82	502.93
T.P.	11.05	521.05	1.93	510.00	
CHECK B.M.			2.55	518.50=518.48	
5+65					
	0.60	513.94		513.36	
0+02			5.76	508.20	506.24
+50			5.68	508.28	506.09
1+00			5.21	508.75	505.94
+50			4.75	509.21	505.79
2+00			4.52	509.44	505.64

West
Williams
Kellhofer

11/9/56

TBM. 510 [illegible]

C 1 50
C 0 97
C 1 40
C 1 67
C 1 45
C1 37 Toe of Slope
C 1 64
C 2 34
C 2 63
C 1 89 Top of 2:1 Fill

N.W. COR. B.P. KIOWA + LAKE MURRAY BLVD.
Bott of Slope
TBM iron pin bott at Res
C 1 96 Begin pipe
C 2 19
C 2 81
C 3 48
C 3 90 - 0.60 = 513.36

STKS FOR BUTT. BLOCKS
EAST SIDE RESERVOIR
(3') OFFSET

WEST :
WILLIAMS ⊼
KELLHOFER ϕ

PARTLY CLOUDY
COOL
11/13/56

B.M.	3.53	535.05		531.52		TOP CON. MON. (75) OFF N.E. RES. COR. (PAGE 25)	
H			5.13	529.92	532.28	F 2 $\underline{36}$	
I			4.93	530.12	532.37	F2 $\underline{25}$	530.00 C 0^{12} C 20' @ (30') (3.55) 530
J			5.02	530.03	532.46	F2 $\underline{43}$	
K			5.10	529.95	532.55	F2 $\underline{60}$	530.00 F 0^{05} 531.00 Top of Coping Wall
L			5.11	529.94	532.64	F2 $\underline{70}$	
M			5.23	529.82	532.74	F2 $\underline{92}$	530.00 F 0^{18}
N			5.08	529.97	532.74	F2 $\underline{77}$	
O			5.02	530.03	532.64	F2 $\underline{61}$	530.00 C 0^{03}
P			4.98	530.07	532.55	F2 $\underline{48}$	
Q			5.07	529.98	532.46	F2 $\underline{48}$	530.00 F 0^{03}
R			5.05	530.00	532.37	F2 $\underline{37}$	
S			5.11	529.94	532.28	F2 $\underline{34}$	530.00 F 0^{06}
T			4.93	530.12	532.19	F2 $\underline{07}$	
U			5.03	530.02	532.09	F2 $\underline{07}$	530.00 C 0^{03}
V			5.14	529.91	532.00	F2 $\underline{09}$	
W			5.12	529.93	531.91	F1 $\underline{98}$	530.00 F 0^{07}
X			4.91	530.14	531.82	F1 $\underline{68}$	
Y			4.96	530.09	531.73	F1 $\underline{64}$	530.00 C 0^{09}
Z			5.36	529.69	531.62	F1 $\underline{93}$	

11/13/56

	535.05			
0+10		5.47		
CHECK B.M		3.53	531.52=531.52	

STKS for NE Cor Coping Wall

387	535.39		531.52	TBM Top Conc Mon
0+00 BC		5.64	529.75 529.00	C 0.75 Coping Wall (2.37)
			529.75 530.00	F 0.25 (6) C 20 @ (30)
0+10		5.79	529.60 529.00	C 0.60 Cop Wall
			529.60 530.00	F 0.40 (6) C 20 @ (30)
0+20		5.73	529.66 529.00	C 0.66 Coping Wall
			529.66 530.00	F 0.34 (6)
+30		5.62	529.77 529.00	C 0.77 Cop Wall
			529.77 530.00	F 0.23 (6)
+40		5.52	529.87 529.00	C 0.87 Coping Wall
			529.87 530.00	F 0.13 (6)
		387	531.52 =	531.52

(15') Stks Toe of Slope Inside
of Res Sly Side

	5.58	526.90		521.32		
6+40	(15) FS		6.9	520.0	510.00	C 10.0
6+00			7.2	519.7		C 9.7
5+50			9.7	517.2		C 7.2
5+00			10.6	516.3		C 6.3
	1.87	517.30	11.47	515.43		
4+50			5.4	511.9		C 1.9
4+00			9.5	507.8		F 2.2
3+50			9.3	508.0		F 2.0
3+00			9.3	508.0		F 2.0
2+50			8.8	508.5		F 1.5
2+00			8.7	508.6		F 1.4
1+50			7.0	510.3		C 0.3
1+00			4.3	513.0		C 3.0
			9.1	508.2		
			8.7	508.6		
			7.9	509.4		
			8.4	508.9		
			8.0	509.3		

West
Williams
Kellhofer

11/15/56

Top Conc Mon (30') SE Cor Res

517.30

7.32 = 509.98
= 510.00

STKS. 72" CON. OUTLET PIPE

WEST
WILLIAMS X
KELLHOFER &
O-BRIAN

11/16/56 SUNNY

PAGE 15

T.B.M	0.39	530.70		530.31		
T.P.	0.32	518.23	12.79	517.91		
9+21.17			9.57	508.66	509.00	F 0 34
9+31.17 (10)			7.18	511.05	509.00	→ C 2 05 00
9+00			10.23	508.00	509.00	F 1
8+75			10.23	508.00	509.00	F 1 00
8+50			10.23	508.00	509.00	F 1 00
8+25			10.23	508.00	509.00	F 1 00
8+00			10.23	508.00	509.00	F 1 00
7+75			10.23	508.00	509.00	F 1 00
7+50			10.23	508.00	509.00	F 1 00
7+25			10.23	508.00	509.00	F 1 00
T.P.	12.32	530.34	0.21	518.02		
CHECK T.B.M.			0.03	530.31	= 530.31	

	3.95	534.26		530.31
	0.81	523.04	12.03	522.23
	1.09	513.58	10.55	512.49

7+00		5.58	508.00	509.00	F 1 00 Good Dist
6+75		5.58	508.00	509.00	F 1 00
6+50		5.58	508.00	509.00	F 1 00
		+ 2.03	515.61	=	515.61 Top of 72" Pipe @ 8+40 97 See Page 34

STKS. AND GRADES FOR NLY FOOTINGS
Z LINE ⑥ OFF

B.M.	2.87	534.39		531.52	
17Z ⑥ T.P.	3.00	527.79	9.60	524.79	524.62
18Z ⑥			8.64	519.15	519.37
19Z ⑥			9.95	517.84	519.37
20Z ⑥			9.73	518.06	519.37
21Z ⑥			9.73	518.06	519.37
22Z ⑥			9.89	517.90	519.37
23Z ⑥			10.00	517.79	519.37
24Z ⑥			10.16	517.63	519.37
25Z ⑥			9.84	517.95	519.37
26Z ⑥			9.53	518.26	519.37
27Z ⑥			9.24	518.55	519.37
T.P. 28Z ⑥	10.26	534.88	3.17	524.62	521.62
CHECK B.M.			3.37	531.51 = 531.52	
TBM.	1.96	534.94		532.98	
TP	1.65	524.75	11.84	523.10	
	3.17	514.90	13.02	511.73	
	1.44	514.80	1.54	513.36	
+P	12.74	526.87	0.67	514.13	
TP	9.74	535.88	0.73	526.14	
			2.92	532.96 = 532.98	

WEST
WILLIAMS ⊼
KELLHOFER ϕ

11/26/56 CLEAR & WARM

TOP CON. MON. (75)		N.E. RES. COR (PAGE 25) FOR GIN. HOP	
C0	17	518.42	C0 73
F0	22	518.42	F0 58
F1	53	518.42	F0 36
F1	31	518.42	F0 36
F1	31	518.42	F0 52
F1	47	518.42	F0 63
F1	58	518.42	F0 79
F1	74	518.42	F0 47
F1	42	518.42	F0 16
F1	11	518.42	C0 13
F0	82		
C3	00		

E.H. N.W. COR. RES

= IRON PIN ~~BOTTOM OF NWLY SLOPE~~

Stakes for footings on NWly slope of Res

West
Williams ⊼
Kellhofer ↑

11/27/56 Warm Partly Cloudy

B.M.	1.28	534.26		532.98		Top F.H. N.W. Cor. Res. (Page 25)
3R ⑥			8.26	526.00	525.37	Co 63
4S ⑥ East			7.65	526.61	530.78	F4 17
5S ⑥			10.45	523.81	523.53	Co 28
6T ⑥			5.69	528.57	530.69	F2 12
7T ⑥			12.22	522.04	522.19	Fo 15
8U ⑥			7.37	526.89	526.84	Co 05
10V ⑥			9.45	524.81	525.00	Fo 19
11W ⑥ East			8.41	525.85	530.41	F4 56 ← Reset 4/8/57
12W ⑥			10.76	523.50	523.16	Co 34
13X ⑥			5.98	528.28	530.32	F2 04
14X ⑥			12.23	522.03	521.82	Co 21
15Y ⑥			8.05	526.21	526.43	Fo 22
T.P.	2.41	524.93	11.74	522.52		
4R ⑥			6.10	518.83	518.87	Fo 04
6S ⑥			7.64	517.29	517.36	Fo 07
8T ⑥			9.14	515.79	515.94	Fo 15
10U ⑥			10.42	514.51	514.01	Co 50
9U ⑥			4.12	520.81	520.51	Co 30

STKS. FOR FOOTINGS ON NWLY.
SLOPE OF RES. CONT.

		524.93			
11 V ⑥			5.94	518.99	518.50
13 W ⑥			7.64	517.29	516.99
15 X ⑥			9.26	515.67	518.57
16 Y ⑥			4.51	520.42	520.15
	11.71	534.23	2.41	522.52	
			1.25	532.98	= 532.98
	0.75	514.11		513.36	
12 V			1.46	512.65	~~512.25~~
17 Y			0.99	(513.12)	513.65
			0.75	513.36	= 513.36
T.B.M.	1.26	514.66		513.40	
14 W. ⑥			3.56	511.10	511.00
CHECK T.B.M			4.74	509.92	= 509.93
T.B.M.	5.20	515.13		509.93	
7 S			4.22	510.91	511.00
CHECK T.B.M			5.20	509.93	= 509.93

SAME PARTY

33

11/27/56

~~C0~~ $\frac{45}{}$ ← RESET 4/18/57 C0 $\frac{46}{}$

C0 $\frac{30}{}$

~~F2~~ $\frac{90}{}$ 515.57 C0 $\frac{11}{}$

C0 $\frac{27}{}$

West Williams

12/6/56

TBM Iron pin inside of Res

C0 $\frac{40}{}$ OK ~~511.39~~ C 1 $\frac{26}{}$

F0 $\frac{53}{}$ OK ~~512.89~~ C 0 $\frac{23}{}$

T.B.M. IRON PIN 1/18/57 SUNNY

~~C0~~ $\frac{10}{}$ F0 $\frac{04}{}$ RESET 2/5/57

WEST ⊼

PAGE 71

WILLIAMS

KELLHOFER

F0 $\frac{09}{}$

Check Top of 72" Pipe Line

West
Williams
Kellhofer

0.75	531.06		530.31
0.65	523.47	8.24	522.82
9+20		7.87	515.60
9+00		7.90	515.57
8+75		7.89	515.58
8+50		7.94	515.53
8+40 97		7.86	515.61
1.47	513.96	-10.98	512.49
12.55	525.05	1.46	512.50
10.15	532.21	2.99	522.06
		1.89	530.32

9.96	525.57		515.61
9+50		10.03	515.54
8+75		9.97	515.60
9+00		10.00	515.57

1.43	531.74		530.31
2.40	525.15	8.99	522.75

11/28/56

Top of Cb

-6.61	508.99
6.61	508.96
6.61	508.97
6.61	508.92
6.61	509.00 end of pipe as laid 11/28/56

=530.31

513.96
5.93
508.03

513.96
5.87
508.09

8.32
7.88
44

6.17
+.44
invert to Top pipe = 6.61

228
15.6
122

West
Williams
Kellhofer

11/29/56

	525.15				
			521.32		
8+50		9.63	515.52	6.61	508.91
8+24		9.59	515.56	6.61	508.95
8+00		9.59	515.56	6.61	508.95
7+75		9.55	515.60	6.61	508.99
+50		9.54	515.61	6.61	509.00
+25		9.60	515.55	6.61	508.94
7+00		9.61	515.54	6.61	508.93
6+75		9.59	515.56	6.61	508.95
6+50		9.60	515.55	6.61	508.94
6+25		9.51	515.64	6.61	509.03
6+17 end of pipe 12/11/56		9.50	515.65	6.61	509.04
	8.80	531.45	2.50	522.65	
			1.14	530.31 = 530.31	
Cont from page 36				Hi 520.86	
2+00		4.73	515.53	- 6.61	508.82
1+75		4.78	515.48	"	508.87
1+50		4.78	515.48	"	508.87
1+25		4.75	515.51	"	508.90
1+00		4.78	515.48	"	508.87
0+75		4.77	515.49	"	508.88
0+50		4.65	515.61	"	509.00
0+37½		4.57	515.69	"	509.08

End of pipe as laid 11/4/57

Check Top of 72" Pipe

	0.61	530.92		530.31		BM
	3.72	522.30	12.34	518.58		
6+25			6.66	515.64	−6.61	504.03
6+00			6.64	515.66	"	509.05
5+75			6.70	515.60	"	508.99
5+50			6.72	515.58	"	508.97
5+25			6.68	515.62	"	509.01
5+00			6.75	515.55	"	508.94
4+75			6.74	515.56	"	508.95
4+50			6.74	515.56	"	508.95
4+25			6.74	515.56	"	508.95
4+00			6.79	515.51	"	508.90
3+75			6.80	515.50	"	508.89
3+50			6.82	515.48	"	508.87
3+28.5			6.83	515.47	"	508.86
3+09 "	4.66 BC	520.26	6.70	515.60		
3+00			4.67	515.59	−6.61	508.98
2+75			4.73	515.53	"	508.92
2+50			4.74	515.52	"	508.81
2+25			4.81	515.45	6.61	508.84

520.26
11.40
508.86 end of existing pipe in inlet structure

end of Regular Pipe Begin Special

Begin Regular pipe

520.26
− 2.81
517.45
+10.62
528.07
− 0.87
527.20
+5.01

532.27
− 2.01
530.26
530.31

Con on Bott page 35

STKS For Fine Grading
Bott of Res.

West
Williams ⊼
Kellhofer

11/29/56 Sunny

SE Cone Mon

12.80	534.12		521.32		
0.22	521.04	13.30	520.82		
Col "T"					
6+40		10.26	510.78	509.40	c1 38
6+00		10.10	510.94	509.40	c1 54
5+50		9.84	511.20	509.40	c1 80
5+00		10.19	510.85	509.40	c1 45
4+50		10.40	510.64	509.40	c1 24
4+00		10.84	510.20	509.40	co 80
3+50		9.56	511.48	509.40	c2 08
3+00		11.20	509.84	509.40	co 44
2+50		11.42	509.62	509.40	co 22
3+50		11.45	509.59	509.17	co 42
4+00		11.14	509.90	509.17	co 73
+50		11.12	509.92	509.17	co 75
5+00		10.08	510.96	509.17	c1 79
+50		10.12	510.92	509.17	c1 75
6+00		10.93	510.11	509.17	co 94
+40		9.99	511.05	509.17	c1 88

STKS. FOR FINE GRADING
BOTT. OF RES. CONT.

SAME PARTY

521.04

11/29/56

(10) T/S N/y Side Res

6+40		10.60	510.44	508.93	C1 51	
6+00		11.29	509.75	508.93	C0 82	
5+50		11.77	509.27	508.93	C0 34	
5+00		11.35	509.69	508.93	C0 76	
4+50		11.78	509.26	508.93	C0 33	

Piers
~~Line~~ Line 28 Col Z to

28 Z		3.60	517.44	521.62	F4 18		
28 Y		5.13	515.91	516.81	F0 90	516.33	F0 42
28 X		5.41	515.63	516.90	F1 27	516.33	F0 70
28 W		5.05	515.89	516.99	F1 10	516.33	F0 44
28 V		5.19	515.85	517.08	F1 23	516.33	F0 48
28 U		5.45	515.59	517.17	F1 58	516.33	F0 74
28 T		5.27	515.77	517.27	F1 50	516.33	F0 56
28 S		5.33	515.71	516.86	F1 15	516.33	F0 62
	13.17	533.99	0.22	520.82			
		12.67	521.32	521.32			

Stks for 30" Outlet Pipe
ET Res (8')

			Elev		
	+ 1.05	Hi 532.57	531.52		
0+60		-0.56	532.01	507.75	C 24.26
0+30		-3.49	529.08	507.50	C 21.58
TP 0+15	+ 1.77	521.54 -12.80	519.77	507.38	C 12.39
0+00		-11.09	510.45	507.25	C 3.20
		-5.61	515.93 =	515.91	Page 38-28Y

Stks for fine Grading 30" Outlet Pipe 12/6/56

	4.21	514.66	510.45		
		8.73	505.93	507.25	
		7.66	507.00	507.75	
		4.21	510.45		

West
Paulson
O Brian
Smith

West
Williams
Kellhofer

0+00 Binney
F 1.32
F 0.75
= 510.45
WEST KELLHOFER
WILLIAMS X 2/4/57

	4.86	514.80	509.94		
0+00	(5-70')	6.76	508.04	507.25	
0+60	(2')	7.16	507.64	507.75	
0+00 on flow line of pipe		7.78	507.02		
		4.86	509.94		

TBM
C 0.79
F 0.11

Sunny

509.94
1.97
514.91 Hi
-5.02 = Top Pipe
-2.85

514.91 Hi
- 7.87
507.04 = Flo. Line

Replace Slope Stakes on Wly Side of Rd.

S 476.80
E 233.36 = 200 S

0.68	530.99		530.31
	530		
1.46	522.06	10.39	520.60
	#7.9		
200 S		4.9	F 12 8
		5.1	F 13 0
		4.7	F 12 6
150 S		3.0	F 10 8
		0.2	F 8 1
	530		
6.67	527.31	1.42	520.64
	2.7		
100 S		2.0	F 9 2
		6.6	F 9 3
0+50 S		4.8	F 7 5
0+00 Axis		0.9	F 3 6
		2.3	F 5 0
8.06	534.62	0.75	526.56
0+50 N		5.4	F 0 8
		6.4	F 1 8

12/9/56

@ 19 2 T/S Zone #1

@ 26' T/S Zone #2

(20') T/S Zone #2

@ 21 8 T/S Zone #2

(16') T/S Zone #2

19 4 @ T/S Zone #2

(10') T/S Zone #2

(7 2 T/S Zone #2

(10') T/S Zone #2

~~16~~ T/S Zone #2

(10') T/S Zone #2

	534.62		
0+69 L N		4.8	F 0 2
		5.5	F 0 2
		1.64	532.98 =
	(15') Toe of Slope		
10.45	523.81		513.36
0+69 L N		8.6	515.2
0+50 N		7.9	515.9
0+00 Axis		8.3	515.5
0+50 S		7.7	516.1
1+00 S		8.8	515.0
+50 S		9.9	513.9
2+00 S		11.3	512.5
		10.46	513.35

12/10/56

@ (0.4) T/S Zone 2

(10) T/S Zone #2

532.98 Top of FH

TBM Iron pin

510.0 C 5 -2

C 5 2

C 5 5

C 6 1

C 5 0

C 3 2

C 2 5

= 513.36

STKS For SE Cor + Sly
Coping Wall

12.75	534.07		521.32	
0+30 Curve		4.16	529.91	529.00
0+40		4.24	529.83	"
0+50		4.15	529.92	"
+57.26 EC		4.25	529.82	"
6+00		4.08	529.99	529.00
5+50		4.08	529.99 (95)	"
5+00		4.16	529.91 (06)	"
4+50		4.08	529.99 (73)	"
4+00		4.39	529.68 (55)	"
3+50 TP 0.44	529.95	4.56	529.51	"
4.51	534.04	0.42	529.53	
		12.71	521.33	

Reset SE Cor Stakes Copin

10.90	532.22		521.32
0+10		2.25	529.97
0+20		2.18	530.04
0+30		2.40	529.82
0+40		2.45	529.77
		10.90	521.32

West
Williams x
Kellhofer +

12/11/56 Sunny & Warm

SE Cone Mon See page 25 West Williams Kellhofer x Smith #1

RERUN S.E Curve 2/27/57

C 0.92				
C 0.83	B.M. 10.11	531.43		521.32
C 0.92	0+00		1.16	C 1.27
	0+10		1.42	C 1.01
C 0.87	0+20		1.44	C 0.99
	0+30		1.62	C 0.81
C 0.99	0+40		1.69	C 0.74
C 0.99	0+50		1.53	C 0.90
C 0.91	E.C. 0+57.26		1.60	C 0.83
C 0.99	RERUN			
C 0.68	BUTT A.	GR. 531.62	1.61	F 1.80 (521.62)
C 0.51	28 A.	GR. 521.62	9.65	C 0.16
	28 B.	GR. 516.81	14.44	C 0.18
	28 C.	GR 516.90	14.48	C 0.05
521.32	CHECK B.M.		10.11	521.32

GRADE 529.00

Wall 3rd Time 1/3/57 West Williams Kellhofer

C 0.97	F 0.03
C 1.01	C 0.04
C 0.82	F 0.18
C 0.77	F 0.23

STKDS. & GRDS. FOR (3) T/S ON N & NELY. SIDE

West of Williams & Kellhotee

WARM
12/12/56

		NLY. SIDE				IRON PIN (page 4)	NELY	GUTTER
T.B.M.	0.28	513.64		513.36				
1+00			2.44	511.20	509.51	C 1^{69}		
+50			2.56	511.08	509.40	C 1^{68}		
2+00			2.28	511.36	509.29	C 2^{07}		
+50			2.45	511.19	509.18	C 2^{01}		
3+00			2.47	511.17	509.07	C 2^{10}		
+50			2.61	511.03	508.96	C 2^{07}		
2+96^{62} P.I.		NELY SIDE	1.01	512.63	508.93	C 3^{70}	507.99	C 4^{64}
1+75			2.45	511.19	508.93	C 2^{26}	508.10	C 3^{09}
+50			2.35	511.29	508.93	C 2^{36}	508.20	C 3^{09}
+25			2.44	511.20	508.93	C 2^{27}	508.29	C 2^{91}
1+00			2.66	510.98	508.93	C 2^{05}	508.38	C 2^{60}
0+75			2.74	510.90	508.93	C 1^{97}	508.48	C 2^{42}
+50			2.14	511.50	508.93	C 2^{57}	508.57	C 2^{93}
+25			1.73	511.91	508.93	C 2^{98}	508.67	C 3^{24}
CHK. BM.			0.27	513.37				

STKs For Sly Coping Wall Conts
from page 42

West
Williams T
O Brien ¢

12/19/56

						(2.37)	(6')
	12.96	534.28		521.32			
3+25			3.93	530.35	39	C 1^{35}	C 0^{35}
3+00			4.15	530.13	17	C 1^{13}	C 0^{13}
2+75			4.27	530.01	05	C 1^{01}	C 0^{01}
2+50			4.27	530.01	07	C 1^{01}	C 0^{01}
2+25			4.25	530.03	11	C 1^{03}	C 0^{03}
2+00			4.28	530.00	04	C 1^{00}	C 0^{00}
1+75			4.07	530.21	25	C 1^{21}	C 0^{21}
1+50			4.04	530.24	31	C 1^{24}	C 0^{24}
1+25			4.06	530.22	27	C 1^{22}	C 0^{22}
1+00 TP			4.24	530.04		C 1^{04}	C 0^{04}

STKS RESET SLY COPING WALL

WEST
WILLIAMS KELLHOFER

4/5/57

					End Curb		(530.00)	(531.00)
530.31	4.87	535.18		530.31				
1+00			5.10	530.08	~~C 1.08~~	~~F 1.08~~	C 0.08	F 0.92
+25			4.90	530.28	~~C 1.28~~	~~F 1.28~~	C 0.28	F 0.72
+50			4.91	530.27	~~C 1.27~~	~~F 1.27~~	C 0.27	F 0.73
+75			4.97	530.21	~~C 1.21~~	~~F 1.21~~	C 0.21	F 0.79
2+00			5.16	530.02	~~C 1.02~~	~~F 1.02~~	C 0.02	F 0.98
+25			5.14	530.04	~~C 1.04~~	~~F 1.04~~	C 0.04	F 0.96
+50			5.24	529.94	~~C 0.94~~	~~F 1.06~~	F 0.06	F 1.06
+75			5.22	529.96	~~C 0.96~~	~~F 1.04~~	F 0.04	F 1.04
3+00			5.11	530.07	~~C 1.07~~	~~F 1.07~~	C 0.07	F 0.93
+25			4.97	530.21	~~C 1.21~~	~~F 1.21~~	C 0.21	F 0.79
+50			5.62	529.56	~~C 0.56~~	~~F 1.44~~	F 0.44	F 1.44
4+00			5.44	529.74	C 0.74	F 1.26	F 0.26	F 1.26
4+00			3.76	531.42	Top Coping Wall		Check BM − 4.87 = 530.31	

STK. 5 FOR FINE GRADE
72" RCP Drain

12/19/55
Beatty
Paulson

⊕	3.73	519.38	515.65	(6+17)	pg. 35
6+00		11.38	508.00	509.00	F 1.00 to INV.
5+75		10.88	508.50	509.00	F 0.50 to INV.
5+50		10.88	508.50	509.00	F 0.50 to INV.
5+25		10.88	508.50	509.00	F 0.50 to INV.
5+00		11.28	508.10	509.00	F 0.90 to INV.
4+75		11.28	508.10	509.00	F 0.90 to INV.
4+50		11.67	507.71	509.00	F 1.30 to INV
4+25		11.69	507.69	509.00	F 1.30 to INV
CK ⊕		3.73	515.65		

LEVEL CIRCUIT FROM IRON PIN BOT. RES. TO END CURB RETURN

T.B.M	8.82	522.22		513.40
T.P.	13.25	534.690	0.78	521.44
CHECK T.B.M.			4.385	530.305=
T.B.M.	4.70	535.01		530.31
T.P.	1.37	523.98	12.46	522.61
CHECK T.B.M.			10.59	513.39 = 513.40 IRON PIN

WEST ⊼
KELLHOFER ⸸

CLEAR & WARM
12/20/56

IRON PIN BOT. RES

530.31 END CURB RETURN

END CURB RETURN S.W. COR. EXISTING RES.
KELLHOFER ⊼ 12/20/56
O'BRIEN ⸸
WILLIAMS

STKS FOR BUTT Blocks
West Side of Res

	4.35	534.66	530.31
B	4.19	530.47 (53)	531.73
C	4.22	530.44 (47)	531.82
D	4.27	530.39 (47)	531.91
E	4.24	530.42 (47)	532.00
F	4.20	530.46 (53)	532.09
G	4.26	530.40 (46)	532.19
H	4.39	530.27 (30)	32.28
I	4.75	529.91 (95)	32.37
J	4.52	530.14 (17)	32.46
K	4.44	530.22 (27)	32.55
L	4.36	530.30 (34)	32.64
M	4.25	530.41 (46)	32.74
N	4.35	530.31 (34)	32.74
O	4.27	530.39	32.64
P	4.36	530.30 (34)	532.55
	4.35	530.31	= 530.31

West
Williams x
Obrian ‡

Partly Cloudy

12/21/56

End Curb Return 530.00

(530.00)

F1 26	CO 47 (3.55) C 20° (30°)
F1 38	
F1 52	CO 39
F1 58	
F1 63	CO 46
F1 79	
F2 01	CO 37
F2 46	
F2 33	CO 14
F2 33	
F2 34	CO 30
F2 33	
F2 43	CO 31
F2 25	
F2 25 .05 Hi	CO 30

STK'S FOR FINE GRADING
BOTTOM RES.

LINE "Y"

TBM	0.40	513.76	513.40 513.36	
19 Y		5.31	508.45	508.45
18 Y		5.31	"	508.45
LINE "X"				
19 X		5.22	508.54	508.54
18 X		5.22	"	508.54
17 X		5.22	"	508.54
LINE "W"				
19 W		5.13	508.63	508.63
18 W		5.13	"	508.63
17 W		5.13	"	508.63
16 W		5.13	"	508.63
15 W		5.13	"	508.63
LINE "V"				
19 V		5.04	508.72	508.72
18 V		5.04	"	508.72
17 V		5.04	"	508.72
16 V		5.04	"	508.72
15 V		5.04	"	508.72
14 V		5.04	"	508.72
13 V		5.04	"	508.72
LINE "U"				
19 U		4.95	508.81	508.81
18 U		4.95	"	508.81

"OVER"

12/22/56
SHOREY
KELLHOFER
SMITH
PAULSON
O'BRIEN

MK'D 513.36 Z TO T
513.40 T TO A

I. PIN BOTTOM RES.

SET HUBS TO SUBGRADE (BLUE TOP)

" " " " " "

" " " "

NOTE: Y TO M = 513.36
"L" DROP 0.02 "K" DROP 0.02

STK'S FOR FINE GRADING
BOTTOM RES.

LINE "U"

513.76

17 U			4.95	508.81	508.81
16 U			4.95	"	508.81
15 U			4.95	"	508.81
14 U			4.95	"	508.81
13 U			4.95	"	508.81
12 U			4.95	"	508.81
11 U			4.95	"	508.81
19 T		LINE "T"	4.86	508.90	508.90
18 T			4.86	"	508.90
17 T			4.86	"	508.90
16 T			4.86	"	508.90
15 T			4.86	"	508.90
14 T			4.86	"	508.90
13 T			4.86	"	508.90
12 T			4.86	"	508.90
11 T			4.86	"	508.90
10 T			4.86	"	508.90
9 T			4.86	"	508.90
CK. TBM	0.65	514.01	0.40	513.36 = 513.36	
		LINE "S"			
19 S			5.01	509.00	509.00
18 S			5.01	"	509.00

"OVER"

12/24/56
SHOREY
KELLHOFER
SMITH
PAULSON
O'BRIEN

HUBS SET TO SUBGRADE
" " " "

STK'S FOR FINE GRADING
BOTTOM RES.

12/24/56
SHOREY
KELLHOFER
PAULSON
SMITH
O'BRIEN

514.01
LINE "S"

17 S	5.01	509.00	509.00	HUBS SET TO SUBGRADE
16 S	5.01	"	509.00	
15 S	5.01	"	509.00	
14 S	5.01	"	509.00	
13 S	5.01	"	509.00	
12 S	5.01	"	509.00	
11 S	5.01	"	509.00	
10 S	5.01	"	509.00	
9 S	5.01	"	509.00	
8 S	5.01	"	509.00	
7 S	5.01	"	509.00	
LINE "R"				
	4.92	509.09	509.09	
19 R	4.92	"	509.09	
18 R	4.92		509.09	
17 R	4.92		509.09	
16 R	4.92		509.09	
15 R	4.92		509.09	
OK. TBM	0.65	513.36 =	513.36	
14 R			509.09	
13 R			509.09	

STK'S FOR FINE GRADING
BOTTOM RES.

[illegible]			509.09
[illegible]			509.09
[illegible]			509.09
[illegible]			509.09
[illegible]			509.09
[illegible]			509.09
[illegible]			509.09
[illegible]			509.09

514.30
0.94
513.36

513.36
0.94
514.30 HI
09 09
5.21 Rod

514.30
509.18
55.12

Stks For 72" Pipe Line

WEST X
WILLIAMS
KELLHOFER
O'BRIEN &

12/27/56
WARM 80°

	0.27	530.58		530.31	TBM Top of Cb
	0.11	521.28	9.41	521.17	
	3.84	512.74	12.38	508.90	
3+00			5.25	507.49	Invert 509.00 F 1.51
2+75			5.16	507.58	F 1.42
2+50			4.88	507.86	F 1.14
3+24			4.97	507.77	F 1.23
			3.90	509.84	
2+25			4.72	508.02	F 0.98
2+00			5.13	507.61	F 1.39
	1.39	513.07	1.06	511.68	
1+81.47 EC			5.50	507.57	F 1.43
1+50			5.55	507.52	F 1.48
1+25			5.40	507.67	F 1.33
1+00			5.35	507.72	F 1.28
0+75			5.35	507.72	F 1.28
0+50			5.07	508.00	F 1.00
0+24			5.30	507.77	F 1.23
T.P.	9.22	520.90	1.39	511.68	

12/27/56

		520.90		
T.P.	10.31	530.86	0.35	520.55
T.P.	5.72	542.71	+6.13	536.99
CHECK B.M.			6.33	536.38 =

536.39 CHIS. □ SO. END DAM

STKS FOR NW COR
Coping Wall

		534.13			
	5.17	535.48		530.31	
0+00			4.74	529.89	
B.C.			5.27	530.21	530.00
			3.92	530.21	
0+10			5.32	530.16	530.00
		535.65	5.64	530.01 00	
0+20			5.46	530.02	530.00
			5.68	529.97	
0+30			5.53	529.95	530.00
E.C.			5.59	06 03	
0+40.70			5.43	530.05	530.00
CHECK T.B.M.			5.17	530.31 = 530.31	

STKS. FOR S.W. COR
COPING WALL

	4.77	535.08		530.31	
B.C 0+00			5.06	04 530.02	530.00
0+10			5.09	03 529.99	
0+20			4.97	14 530.11	
0+30			4.84	27 530.24	
0+40			4.73	530.35	
0+50			4.71	530.37	
0+57.26			4.80	530.28	
CHECK T.B.M.			4.80	530.28 = 530.27	

WEST
WILLIAMS ⊼
KELLHOFER
O'BRIEN ♀

532.98
+1.15
534.13
-3.68
530.45
5.20
535.65
2.65
533.00

WARM 82°
12/28/56

T.B.M. TOP OF CB (529.00)

C 0	21 FO 11	C 1 21
C 0	16 CO 21	C 1 16
C 0	02 CO 01	C 1 02
F 0	05 FO 03	C 0 95
C 0	05 CO 06	C 1 05

WEST ♀
WILLIAMS
KELLHOFER ⊼
PAULSON

1/2/57 CLOUDY

T.B.M. TOP CURB (529.00)

C 0 02	C 1 02
F 0 01	C 0 99
C 0 11	C 1 11
C 0 24	C 1 24
C 0 35	C 1 35
C 0 37	C 1 37
C 0 28	C 1 28

PAGE 47 ON "H"

STKS. & GRADES FOR ③ T/S SO. & WEST SIDE

WEST
WILLIAMS
KELLHOFER
PAULSON

1/2/57 CLOUDY

T.B.M.	1.14	514.54		513.40			
WEST SIDE							
0+00			2.90	511.64	509.93	C1	71
0+50			2.95	511.59	509.68	C1	91
1+00			3.23	511.31	509.43	C1	88
+50			2.93	511.61	509.18	C2	43
+75			2.18	512.36	509.05	C3	31
2+00			0.26	514.28	508.93	C5	35
SOUTH SIDE							
1+00					508.93		
1+25			2.09	512.45	508.93	C3	52
+50			2.68	511.86	508.93	C2	93
2+00			2.81	511.73	508.93	C2	80
+50			2.86	511.68	508.93	C2	75
3+00			2.84	511.70	508.93	C2	77
+50			2.87	511.67	508.93	C2	74
4+00			3.29	511.25	508.93	C2	32
CHECK T.B.M			1.14	513.40 = 513.40			
T.B.M.	1.14	514.54		513.40			
SET T.B.M.	4.50	514.44	4.60	509.94			
CHECK T.B.M.			1.04	513.40			

IRON PIN	NO.	SIDE	RES	ON SLOPE
C1	71			
C1	91			
C1	88			
C2	43			
C3	31			
C5	35			
				RESET 2/15/57
C2	70 ← 1+00			
C3	52	C2	31	
C2	93	C2	84	
C2	80	C2	78	
C2	75	C2	91	
C2	77	C2	51	
C2	74	C2	20	
C2	32			

IRON PIN.
PAINTED ⊙ ON CON.
SET T.B.M. ROW 20 BETWEEN L & M.

IRON PIN

	3.84	513.78		509.94
SW Cor. Res				
1+00		2.26	511.52	508.93
4+50		2.22	511.56	508.93
5+00		2.11	511.67	508.93
+50		2.17	511.61	508.93
6+00		2.31	511.47	508.93
CHECK T.B.M.		3.84	509.94 = 509.94	

STK. N.W COR. B.C & BUTT Q

T.B.M.	2.63	535.61		532.98
B.C 0+00		5.74	529.87	530.00
± (7.86) BUTT Q		5.40	530.21	532.46
CHECK T.B.M		2.63	532.98 = 532.98	

STKS. N.E. COR. B.C & BUTT Z

B.M	3.65	535.17		531.52
B.C. 0+00		5.44	529.73	530.00
0+10		5.79	529.38	530.00
(8.49) BUTT Z.		5.43	529.74	531.62
CHECK B.M.		3.65	531.52 = 531.52	

West
Williams &
Kellhofer &

1/4/57 Cloudy

TBM (PAGE 55)

C 2 59

C 2 63 C 2 48

C 2 74 C 2 49

C 2 68 C 2 52

C 2 54 C 2 28

West Williams & Kellhofer & Rain

Top F.H. 1/24/57

F 0 13 C 0 87 (529.00)

F 2 25

1/24/57 Same Party

Top Con. Mon. (75) N.E. Cor. Res. (PAGE 25)

F 0 27 C 0 73 (529.00)

F 0 62 C 0 38

F 1 88

(6) Stakes for Sly Side Slope
Piers Line A 27 to 1

TBM.	11.10	521.04		509.94
27 A		2.86	518.18	519.37
26 A		3.07	517.97	519.37
25/A		3.06	517.98	"
24 A		3.06	517.98	"
23 A		3.12	517.92	"
22 A		3.36	517.68	"
21 A		3.16	517.88	"
20/A		3.18	517.86	"
19 A		3.21	517.83	"
18 A		3.25	517.79	"
17 A		3.13	517.91	"
16 A		2.97	518.07	"
15 A		2.94	518.10	"
14 A		2.87	518.17	"
13 A		2.98	518.06	"
12 A		2.87	518.17	"
11 A		2.87	518.17	"
10 A		2.87	518.17	"

West
Williams ⊼
Kollhofer +

TRACE RAIN
11/4/57 CLOUDY

T.B.M. PAGE 55 (515.1)

F1 19	C3 1
F1 40	C2 9
F1 39	C2 9
F1 39	C2 9
F1 45	C2 8
F1 69	C2 6
F1 49	C2 8
F1 51	C2 8
F1 54	C2 7
F1 58	C2 7
F1 46	C2 8
F1 30	C3 0
F1 27	C3 0
F1 20	C3 1
F1 31	C3 0
F1 20	C3 1
F1 20	C3 1
F1 20	C3 1

Stks	Sly.	Side	Slope
Piers Line A	27 To 1		
	521.04		
9/A		3.03	518.01 519.37
8/A		2.96	518.08 "
7 A		2.77	518.27 "
6 A		2.91	518.13 "
5 A		3.48	517.56 "
4 A		3.13	517.91 "
3/A		2.90	518.14 "
13.01	531.15	2.90	518.14
2/A		8.04	523.11 521.62
1.63	533.51	2.27	528.88
		3.18	530.33 =

Same Party

Rain 3:30 P.M.

11/4/57 (515.1)

F1 36	C2 9
F1 29	C3 0
F1 10	C3 2
F1 24	C3 0
F1 81	C2 5
F1 46	C2 8
F1 23	C3 0
	C3 0
C1 49	

530.31 End Curb

STKS for Footings on Ely Slope

	8.18	518.12		509.94
28 C	⑥		2.69	515.43
28 B			2.30	515.82

Toe of Slope stakes

2+00 S		6.62	511.50
1+75 S		6.8	511.3
1+50 S		6.37	511.75
1+25 S		6.65	511.47
1+00 S		6.49	511.63
0+75 S		6.43	511.69
0+50S		6.75	511.37
CHECK T.B.M.		8.18	509.94=509.94

Stks for footings on Wly Slope

	13.01	522.95		509.94	
2B			6.89	516.06	516.81
2C			6.96	515.99	516.90
2D			7.04	515.91	516.99
2E			7.34	515.61	517.08
2F			7.59	515.36	517.17

WEST
WILLIAMS ⊼
KELLHOFER ♦

1/14/57 PARTLY CLOUDY

28A = 521.62

516.90	F1	47
516.81	F0	99
508.93	C2	57
509.06	C2	2
509.18	C2	57
509.30	C2	17
509.43	C2	20
509.56	C2	13
509.68	C1	69

509.93

F0	75
F0	91
F1	08
F1	47
F1	81

STKS FOR FOOTINGS ON WLY
SLOPE CONT

522.95

2G	7.53	515.42
2H	7.28	515.67
2I	7.08	515.87
2J	7.40	515.55
2K	7.10	515.85
2L	7.57	515.38
2M	7.34	515.61
2N	7.17	515.78
	13.01	509.94 =

SAME PARTY

1/14/57

517.27	F1	.85	
516.86	F1	.19	
516.95	F1	.08	
517.04	F1	.49	05 Low
517.13	F1	.18	
517.22	F1	.84	
517.32	F1	.71	05 Low
517.32	F1	.54	
509.94			

515.42
4.92
+4.92
520.34
-4.98
2F
515.36

17.17
15.36

520.34
4.75
515.59

17.08
15.59
1.49

Check of Floor Elev at
℄ Column

West
Williams
Kellhofer

1/17/57 Sunny

	4.62	514.56		509.94	
16/X		5.42	509.14	509.04	.10 Hi
17/X		5.42	509.13		.09 Hi
18/X		5.41	509.15		.11 Hi
19/X		5.43	509.13		.09 Hi
20/X		5.42	509.14		.10 Hi
21/X		5.40	509.16		.12 Hi
22/X		5.44	509.12		.08 Hi
23/X		5.41	509.15		.11 Hi
24/X		5.40	509.16		.12 Hi
25/X		5.40	509.16		.12 Hi
26/X		5.42	509.14		.10 Hi
27/X		5.45	509.11		.07 Hi
27/W		5.35	509.21	509.13	.08 Hi
26/W		5.34	509.22		.09 Hi
25/W		5.37	509.19		.06 Hi
24/W		5.39	509.17		.04 Hi
23/W		5.32	509.24		.11 Hi
22/W		5.35	509.21		.08 Hi

CHECKING FLOOR EL.
CONT.

514.56

1/17/57

21/W	5.34	509.22	509.13	.09 Hi
20/W	5.36	509.20		.07 Hi
19/W	5.31	509.25		.12 Hi
18/W	5.32	509.24		.11 Hi
17/W	5.33	509.23		.10 Hi
16/W	5.38	509.18		.05 Hi
17/V	5.26	509.30	509.22	.08 Hi
18/V	5.21	509.35		.13 Hi
19/V	5.23	509.33		.11 Hi
20/V	5.25	509.31		.09 Hi
21/V	5.25	509.31		.09 Hi
22/V	5.23	509.33		.11 Hi
23/V	5.24	509.32		.10 Hi
24/V	5.24	509.32		.10 Hi
25/V	5.24	509.32		.10 Hi
26/V	5.24	509.32		.10 Hi
27/V	5.23	509.33		.11 Hi

CHECKING FLOOR EL
CONT.

		514.56				
~~27 U~~				~~509.31~~		
18 Y			5.53	509.03	508.95	.08 Hi
19 Y			5.53	509.03		.08 Hi
20 Y			5.56	509.00		.05 Hi
21 Y			5.53	509.03		.08 Hi
22 Y			5.55	509.01		.06 Hi
23 Y			5.56	509.00		.05 Hi
24 Y			5.56	509.00		.05 Hi
25 Y			5.54	509.02		.07 Hi
26 Y			5.53	509.03		.08 Hi
			4.61	509.95	=	509.94
	4.92	514.86		509.94		
27 U			5.46	509.40	509.31	.09 Hi
26 U			5.52	509.34		-.03 Hi
25 U			5.54	509.32		.01 Hi
24 U			5.50	509.36		.05 Hi
23 U			5.49	509.37		.06 Hi
22 U			5.50	509.36		.05 Hi
21 U			5.51	509.35		.04 Hi

CHECKING FLOOR EL
CONT.

514.86

20 lu	5.50	509.36	509.31	.05 Hi
19 lu	5.47	509.39		.08 Hi
18 lu	5.48	509.38		.07 Hi
17 lu	5.48	509.38		.07 Hi
16 lu	5.48	509.38		.07 Hi
15 lu	5.48	509.38		.07 Hi
14 lu	5.48	509.38		.07 Hi
13 lu	5.47	509.39		.08 Hi
13 T	5.39	509.47	509.40	.07 Hi
14 T	5.36	509.50		.10 Hi
15 T	5.34	509.52		.12 Hi
16 T	5.36	509.50		.10 Hi
17 T	5.35	509.51		.11 Hi
18 T	5.38	509.48		.08 Hi
19 T	5.40	509.46		.06 Hi
20 T	5.37	509.49		.09 Hi
21 T	5.40	509.46		.06 Hi
22 T	5.38	509.48		.08 Hi

CHECKING FLOOR EL
CONT.

514.86

23 / T	5.37	509.49	509.40	.09 HI
24 T	5.35	509.51		.11 HI
25 T	5.38	509.48		.08 HI
26 T	5.37	509.49		.09 HI
27 T	5.34	509.52		.12 HI
27 S	5.31	509.55	509.50	.05 HI
26 S	5.30	509.56		.06 HI
25 S	5.32	509.54		.04 HI
24 S	5.31	509.55		.05 HI
23 S	5.27	509.59		.09 HI
22 S	5.30	509.56		.06 HI
21 S	5.29	509.57		.07 HI
20 S	5.27	509.59		.09 HI
19 S	5.26	509.60		.10 HI
18 S	5.29	509.57		.07 HI
17 S	5.25	509.61		.11 HI
16 S	5.26	509.60		.10 HI
15 S	5.26	509.60		.10 HI
14 S	5.26	509.60		.10 HI

CHECKING FLOOR EL
CONT.

1/17/57

	514.86				
13 S		5.26	509.60	509.50	.10 Hi
12 S		5.27	509.59		.09 Hi
11 S		5.29	509.57		.07 Hi
10 S		5.27	509.59		.09 Hi
		4.91	509.95		
	4.91	514.85	509.94		
12 R		5.17	509.68	509.59	.09 Hi
13 R		5.18	509.67		.08 Hi
14 R		5.17	509.68		.09 Hi
15 R		5.17	509.68		.09 Hi
16 R		5.16	509.69		.10 Hi
17 R		5.16	509.69		.10 Hi
18 R		5.18	509.67		.08 Hi
19 R		5.14	509.71		.12 Hi
20 R		5.13	509.72		.13 Hi
21 R		5.19	509.66		.07 Hi
22 R		5.17	509.68		.09 Hi
23 R		5.16	509.69		.10 Hi
24 R		5.20	509.65		.06 Hi

CHECKING FLOOR EL.
CONT.

	514.85				1/17/57
25 R	5.18	509.67	509.59	.08 Hi	
26 R	5.18	509.67		.08 Hi	
27 R	5.14	509.71		.12 Hi	
27 Q	5.11	509.74	509.68	.06 Hi	
26 Q	5.12	509.73		.05 Hi	
25 Q	5.14	509.71		.03 Hi	
24 Q	5.09	509.76		.08 Hi	
23 Q	5.10	509.75		.07 Hi	
22 Q	-5.13	509.72		.04 Hi	
21 Q	5.09	509.76		.08 Hi	
20 Q	5.12	509.73		.05 Hi	
19 Q		509.77		.09 Hi	
18 Q	5.08	509.77		.09 Hi	
17 Q	5.10	509.75		.07 Hi	
16 Q	5.06	509.79		.11 Hi	
15 Q	5.11	509.74		.06 Hi	
14 Q	5.10	509.75		.07 Hi	
13 Q	5.07	509.78		.10 Hi	
12 Q	5.10	509.75		.07 Hi	
11 Q	5.10	509.75		.07 Hi	
10 Q	5.09	509.76		.08 Hi	

CHECKING FLOOR EL
CONT

	514.85					1/17/57
		4.92	509.93		= 509.94	515.36 5.59 .77
5.42	515.36		509.94			
27 P		5.48	509.88	509.77	.11 Hi	
26 P		5.49	509.87		.10 Hi	
25 P		5.49	509.87		.10 Hi	
24 P		5.49	509.87		.10 Hi	
23 P		5.50	509.86		.09 Hi	
22 P		5.49	509.87		.10 Hi	
21 P		5.49	509.87		.10 Hi	
20 P		5.50	509.86		.09 Hi	
27/0		5.42	509.94	509.86	.08 Hi	
26/0		5.38	509.98		.12 Hi	
25/0		5.41	509.95		.09 Hi	
24/0		5.39	509.97		.11 Hi	
23/0		5.41	509.95		.09 Hi	
22/0		5.42	509.94		.08 Hi	
21/0		5.43	509.93		.07 Hi	
20/0		5.41	509.95		.09 Hi	

CHECKING FLOOR EL.
CONT.

	515.36				1/17/57
19/0		5.40	509.96	509.86	.10 Hi
18/0		5.41	509.95		.09 Hi
17/0		5.40	509.96		.10 Hi
16/0		5.39	509.97		.11 Hi
15/0		5.40	509.96		.10 Hi
14/0		5.39	509.97		.11 Hi
13/0		5.42	509.94		.08 Hi
12/0		5.40	509.96		.10 Hi
11/0		5.40	509.96		.10 Hi
10/0		5.41	509.95		.09 H
20 N		5.34	510.02	509.95	.07 Hi
21 N		5.35	510.01		.06 Hi
22 N		5.32	510.04		.09 Hi
23 N		5.31	510.05		.10 Hi
24 N		5.33	510.03		.08 Hi
25 N		5.30	510.06		.11 Hi
26 N		5.32	510.04		.09 Hi
27 N		5.33	510.03		.08 Hi

CHECKING FLOOR EL
CONT

515.36

11/17/57

27 M	5.37	509.99	509.95	.04 Hi
26 M	5.38	509.98		.03 Hi
25 M	5.37	509.99		.04 Hi
24 M	5.39	509.97		.02 Hi
23 M	5.40	509.96		.01 Hi
22 M	5.37	509.99		.04 Hi
21 M	5.39	509.97		.02 Hi
20 M	5.41	509.95		.00
19 M	5.37	509.99		.04 Hi
18 M	5.35	510.01		.06 Hi
17 M	5.37	509.99		.04 Hi
16 M	5.37	509.99		.04 Hi
15 M	5.38	509.98		.03 Hi
14 M	5.36	510.00		.05 Hi
13 M	5.37	509.99		.04 Hi
12 M	5.37	509.99		.04 Hi
11 M	5.41	509.95		.00
10 M	5.40	509.96		.01 Hi

CHECKING FLOOR EL.
CONT.

		515.36					1/17/56
20 L			5.44	509.92	509.86	.06 Hi	
21 L			5.42	509.94		.08 Hi	
22 L			5.47	509.89		.03 Hi	
23 L			5.45	509.91		.05 Hi	
24 L			5.45	509.91		.05 Hi	
25 L			5.42	509.94		.08 Hi	
26 L			5.43	509.93		.07 Hi	
27 L			5.45	509.91		.05 Hi	
27 K			5.58	509.78	509.77	.01 Hi	
26 K			5.56	509.80		.03 Hi	
25 K			5.58	509.78		.01 Hi	
24 K			5.58	509.78		.01 Hi	
23 K			5.58	509.78		.01 Hi	
22 K			5.59	509.77		.00	
21 K			5.59	509.77		.00	
20 K			5.58	509.78		.01 Hi	
CHECK T.B.M			5.42	509.94 = 509.94			
T.B.M.	5.31	515.25		509.94			
SET T.B.M.	5.26	515.19	5.32	509.93		SET T.B.M. ROW 10 BETWEEN L & M	
CHECK T.B.M.			5.25	509.94 = 509.94			

Checking Floor Elev.

West
Williams
Kellholter

2/15/57

	4.90	514.84		509.94		
27/1			5.22	09.62	09.59	.03 Hi
26/1			5.23	09.61	"	.02 Hi
25/1			5.23	09.61	"	.02 Hi
24/1			5.21	09.63	"	.04 Hi
23/1			5.18	09.66	"	.07 Hi
22/1			5.21	09.63	"	.04 Hi
21/1			5.21	09.63	"	.04 Hi
20/1			5.19	09.65	"	.06 Hi
19/1			5.19	09.65	"	.06 Hi
18/1			5.20	09.64	"	.05 Hi
17/1			5.17	09.67	"	.08 Hi
16/1			5.17	09.67	"	.08 Hi
15/1			5.19	09.65		.06 Hi
14/1			5.21	09.63		.04 Hi
13/1			5.21	09.63		.04 Hi
12/1			5.22	09.62		.03 Hi
11/1			5.21	09.63		.04 Hi
10/1			5.25	09.59		.00

Stks for exterior Drainage
N.E Cor. Res.

West
Williams ✕
KELLHOFER ♦

2/7/57 SUNNY

CURB (PAGE 15)

B.M.	4.32	534.63		530.31		
0+00 (5') EAST			4.58	530.05	527.50	C 2 55
0+00 (5') WEST			4.83	529.80	527.50	C 2 30
0+25 (5') EAST			5.04	529.59	527.25	C 2 34
CHECK B.M.			4.32	530.31 = 530.31		

STKS. REPLACE FOR N.E. COR, BUTT. Z AND 27 Z

WEST
WILLIAMS
KELLHOFER

2/13/57 HOT
PAGE 56
(ALSO RESET 1/24/57)
PAGE 28
(ALSO SET 11/13/56)

MON N.E. COR. (PAGE 25)
(530.00)

B.M.	3.41	534.93		531.52			
B.C. 0+00			5.22	529.71	531.00	F1 29	F0 29
0+10			5.57	529.36	531.00	F1 64	F0 64
BUTT Z.			5.28	529.65	531.62	F1 97	
0+20			5.63	529.30	531.00	F1 70	F0 70
0+30			5.33	529.60	531.00	F1 40	F0 40
0+40			5.22	529.71	531.00	F1 29	F0 29
0+50			5.32	529.61	531.00	F1 39	F0 39
E.C. 0+57.26			5.45	529.48	531.00	F1 52	F0 52
27 Z			16.56	518.37	519.37	F1 00	
CHECK B.M.			3.41	531.52 =	531.52		

	514.84		Grade	
27/5	5.14	09.70	09.68	.02 Hi
26/5	5.12	09.72	"	.04 Hi
25/5	5.12	09.72	"	.04 Hi
24/5	5.12	09.72	"	.04 Hi
23/5	5.11	09.73	"	.05 Hi
22/5	5.15	09.69	"	.01 Hi
21/5	5.11	09.73	"	.05 Hi
20/5	5.12	09.72	"	.04 Hi
19/5	5.09	09.75	"	.07 Hi
18/5	5.04	09.80	"	.12 Hi
17/5	5.09	09.75	"	.07 Hi
16/5	5.09	09.76	"	.08 Hi
15/5	5.06	09.78	"	.10 Hi
14/5	5.09	09.75	"	.07 Hi
13/5	5.05	09.79	"	.11 Hi
12/5	5.07	09.77	"	.09 Hi
11/5	5.13	09.71	"	.03 Hi
10/5	5.10	09.74	"	.06 Hi

Checking Floor Elev

Cont from page 71

	5.24	515.18		509.94	Grade	
19/L			5.24	09.94	509.86	.08 Hi
18/L			5.26	09.92		.06 Hi
17/L			5.25	09.93		.07 Hi
16/L			5.24	09.94		.08 Hi
15/L			5.24	09.94		.08 Hi
14/L			5.25	09.93		.07 Hi
13/L			5.26	09.92		.06 Hi
12/L			5.27	09.91		.05 Hi
11/L			5.30	09.88		.02 Hi
10/L			5.32	09.86		.00
10/K			5.40	09.78	509.77	.01 Hi
11/K			5.34	09.84		.07 Hi
12/K			5.35	09.83		.06 Hi
13/K			5.31	09.87		.10 Hi
14/K			5.30	09.88		.11 Hi
15/K			5.26	09.92		.15 Hi
16/K			5.33	09.85		.08 Hi
17/K			5.33	09.85		.08 Hi
18 K			5.30	09.88		.11 Hi
19 K			5.31	09.87		.10 Hi

515.18

				Grade	
27/G		5.75	09.43	509.40	.03 Hi
26/G		5.76	09.42		.02 Hi
25/G		5.80	09.38		.02 Lo
24/G		5.77	09.41		.01 Hi
23/G		5.79	09.39		.01 Lo
22/G		5.75	09.43		.03 Hi
21/G		5.75	09.43		.03 Hi
20/G		5.72	09.46		.06 Hi
19/G		5.77	09.41		.01 Hi
18/G		5.80	09.38		.02 Lo
17/G		5.77	09.41		.01 Hi
16/G		5.74	09.44		.04 Hi
15/G		5.77	09.41		.01 Hi
14/G		5.76	09.42		.02 Hi
13/G		5.77	09.41		.01 Hi
12/G		5.79	09.39		.01 Lo
11/G		5.77	09.41		.01 Hi
10/G		5.76	09.42		.02 Hi
		5.24	509.94	=	509.94

CHECKING FLOOR ELEVATION

WEST
WILLIAMS ⊼
KELLHOFER ¢

2/18/57 CLOUDY

B.M.	5.20	515.14		509.94		
19 N			5.10	510.04	509.95	.09 Hi
18 N			5.10	510.04	"	.09 Hi
17 N			5.10	510.04	"	.09 Hi
16 N			5.08	510.06	"	.11 Hi
15 N			5.07	510.07	"	.12 Hi
14 N			5.10	510.04	"	.09 Hi
13 N			5.08	510.06	"	.11 Hi
12 N			5.10	510.04	"	.09 Hi
11 N.			5.10	510.04	"	.09 Hi
10 N.			5.10	510.04	"	.09 Hi
10 P.			5.28	509.86	509.77	.09 Hi
11 P			5.27	509.87	"	.10 Hi
12 P			5.31	509.83	"	.06 Hi
13 P			5.26	509.88	"	.11 Hi
14 P			5.26	509.88	"	.11 Hi
15 P			5.23	509.91	"	.14 Hi
16 P			5.25	509.89	"	.12 Hi
17 P			5.26	509.88	"	.11 Hi
18 P			5.23	509.91	"	.14 Hi
19 P			5.22	509.92	"	.15 Hi

CHECK B.M. -5.20 509.94 = 509.94

Stks for Inlet Structure
Stks for NWly piers on Slope

B.M.	4.88	514.81		509.93	
N.W.	Cor. (5)		1.80	513.01	507.75
N.E.	"		5.97	508.84	507.75
S.E.	"		6.07	508.74	507.75
S.W.	"		1.80	513.01	507.75
CHK. T.B.M.			4.88	509.93 = 509.93	

Stks & Grds for footings NWly Slope

B.M.	11.29	521.22		509.93	
5R			8.94	512.28	512.62
4R LL			2.41	518.81	518.87
3Q LL			11.41	509.81	514.38
2P			1.22	520.00	517.13
TP	12.94	534.13	0.03	521.19	
3R			8.85	525.28	525.37
2Q			11.90	522.23	520.88
TP			1.15	532.98 = 532.98	

West
Williams T
Kellhofer
Smith †

2/27/57

5/3/57

T.B.M. Bottom Resv.		508.42	C4 61
C 5 26	513.03	507.42	C5 61
		508.42	C0 44
C1 09	508.86	507.75	C1 11
		508.42	C0 33
C0 99	508.77	507.75	C1 02
		508.42	C4 61
C5 26	513.03	507.42	C5 61

Same Crew

2/27/57

WEST
WILLIAMS T
KELLHOFER
SMITH †

T.B.M. Bottom Resv.	
F0 34	
F0 06	
F4 51	
C2 81	
F0 09	
C1 35	
Top F.H.	

530.31
+ 1.89
532.20
- 12.69
519.51
0.18
519.69

509.94
- 3.82
513.76
8.93
4.83

519.69
- 4.01
515.68
515.57
C O 99

400
900

36.05
3 √1300
9
66 400
396
725 4000
3625
730 37500

483
255
228

4.83
231
52

4.83
232
251

4.83
202
281

4.83
263

4.83
240

483
235
48

G.

9	
.35	0
85	1
35	2
85	3
35	4
85	5
35	6
85	7
35	8
85	9
35	10
85	11
35	12
85	13
35	14
85	15
35	16
85	17
35	18
85	19
35	20
85	21
35	22
35	23
35	24
35	25
35	26
35	27
35	28
35	29
35	30
35	31
35	32
35	33
35	34
35	35
35	36
5	37
5	38
5	39
5	40
5	41
5	42
5	43
5	44
5	45
5	46
5	47
5	48
5	49
5	50

N & P 14 Deck

P = 509.77

531.41
3.52
534.93
5.88
529.05 Ground

534.93
3.81
12

~~531.41~~
5.

534.93
5.82
529.11

154.35

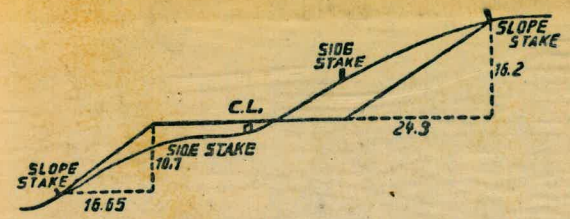

DISTANCES FROM SIDE STAKES FOR CROSS-SECTIONING.

SLOPE 1½ TO 1. ROADWAY OF ANY WIDTH.

	0	.1	.2	.3	.4	.5	.6	.7	.8	.9	
0	0.00	0.15	0.30	0.45	0.60	0.75	0.90	1.05	1.20	1.35	0
1	1.50	1.65	1.80	1.95	2.10	2.25	2.40	2.55	2.70	2.85	1
2	3.00	3.15	3.30	3.45	3.60	3.75	3.90	4.05	4.20	4.35	2
3	4.50	4.65	4.80	4.95	5.10	5.25	5.40	5.55	5.70	5.85	3
4	6.00	6.15	6.30	6.45	6.60	6.75	6.90	7.05	7.20	7.35	4
5	7.50	7.65	7.80	7.95	8.10	8.25	8.40	8.55	8.70	8.85	5
6	9.00	9.15	9.30	9.45	9.60	9.75	9.90	10.05	10.20	10.35	6
7	10.50	10.65	10.80	10.95	11.10	11.25	11.40	11.55	11.70	11.85	7
8	12.00	12.15	12.30	12.45	12.60	12.75	12.90	13.05	13.20	13.35	8
9	13.50	13.65	13.80	13.95	14.10	14.25	14.40	14.55	14.70	14.85	9
10	15.00	15.15	15.30	15.45	15.60	15.75	15.90	16.05	16.20	16.35	10
11	16.50	16.65	16.80	16.95	17.10	17.25	17.40	17.55	17.70	17.85	11
12	18.00	18.15	18.30	18.45	18.60	18.75	18.90	19.05	19.20	19.35	12
13	19.50	19.65	19.80	19.95	20.10	20.25	20.40	20.55	20.70	20.85	13
14	21.00	21.15	21.30	21.45	21.60	21.75	21.90	22.05	22.20	22.35	14
15	22.50	22.65	22.80	22.95	23.10	23.25	23.40	23.55	23.70	23.85	15
16	24.00	24.15	24.30	24.45	24.60	24.75	24.90	25.05	25.20	25.35	16
17	25.50	25.65	25.80	25.95	26.10	26.25	26.40	26.55	26.70	26.85	17
18	27.00	27.15	27.30	27.45	27.60	27.75	27.90	28.05	28.20	28.35	18
19	28.50	28.65	28.80	28.95	29.10	29.25	29.40	29.55	29.70	29.85	19
20	30.00	30.15	30.30	30.45	30.60	30.75	30.90	31.05	31.20	31.35	20
21	31.50	31.65	31.80	31.95	32.10	32.25	32.40	32.55	32.70	32.85	21
22	33.00	33.15	33.30	33.45	33.60	33.75	33.90	34.05	34.20	34.35	22
23	34.50	34.65	34.80	34.95	35.10	35.25	35.40	35.55	35.70	35.85	23
24	36.00	36.15	36.30	36.45	36.60	36.75	36.90	37.05	37.20	37.35	24
25	37.50	37.65	37.80	37.95	38.10	38.25	38.40	38.55	38.70	38.85	25
26	39.00	39.15	39.30	39.45	39.60	39.75	39.90	40.05	40.20	40.35	26
27	40.50	40.65	40.80	40.95	41.10	41.25	41.40	41.55	41.70	41.85	27
28	42.00	42.15	42.30	42.45	42.60	42.75	42.90	43.05	43.20	43.35	28
29	43.50	43.65	43.80	43.95	44.10	44.25	44.40	44.55	44.70	44.85	29
30	45.00	45.15	45.30	45.45	45.60	45.75	45.90	46.05	46.20	46.35	30
31	46.50	46.65	46.80	46.95	47.10	47.25	47.40	47.55	47.70	47.85	31
32	48.00	48.15	48.30	48.45	48.60	48.75	48.90	49.05	49.20	49.35	32
33	49.50	49.65	49.80	49.95	50.10	50.25	50.40	50.55	50.70	50.85	33
34	51.00	51.15	51.30	51.45	51.60	51.75	51.90	52.05	52.20	52.35	34
35	52.50	52.65	52.80	52.95	53.10	53.25	53.40	53.55	53.70	53.85	35
36	54.00	54.15	54.30	54.45	54.60	54.75	54.90	55.05	55.20	55.35	36
37	55.50	55.65	55.80	55.95	56.10	56.25	56.40	56.55	56.70	56.85	37
38	57.00	57.15	57.30	57.45	57.60	57.75	57.90	58.05	58.20	58.35	38
39	58.50	58.65	58.80	58.95	59.10	59.25	59.40	59.55	59.70	59.85	39
40	60.00	60.15	60.30	60.45	60.60	60.75	60.90	61.05	61.20	61.35	40
41	61.50	61.65	61.80	61.95	62.10	62.25	62.40	62.55	62.70	62.85	41
42	63.00	63.15	63.30	63.45	63.60	63.75	63.90	64.05	64.20	64.35	42
43	64.50	64.65	64.80	64.95	65.10	65.25	65.40	65.55	65.70	65.85	43
44	66.00	66.15	66.30	66.45	66.60	66.75	66.90	67.05	67.20	67.35	44
45	67.50	67.65	67.80	67.95	68.10	68.25	68.40	68.55	68.70	68.85	45
46	69.00	69.15	69.30	69.45	69.60	69.75	69.90	70.05	70.20	70.35	46
47	70.50	70.65	70.80	70.95	71.10	71.20	71.40	71.55	71.70	71.85	47
48	72.00	72.15	72.30	72.45	72.60	72.75	72.90	73.05	73.20	73.35	48
49	73.50	73.65	73.80	73.95	74.10	74.25	74.40	74.55	74.70	74.85	49
50	75.00	75.15	75.30	75.45	75.60	75.75	75.90	76.05	76.20	76.35	50

THE NATIONAL BLANK BOOK COMPANY
HOLYOKE MASSACHUSETTS
NEW YORK CHICAGO BOSTON SAN FRANCISCO