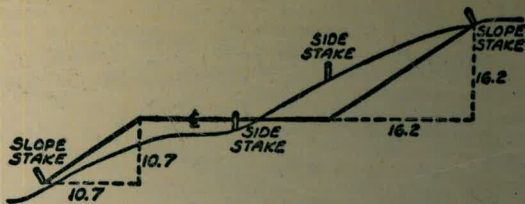


#946



DISTANCES FROM SIDE STAKES FOR CROSS-SECTIONING  
SLOPE 1 TO 1. ROADWAY OF ANY WIDTH

	0	.1	.2	.3	.4	.5	.6	.7	.8	.9	
0	0.00	0.10	0.20	0.30	0.40	0.50	0.60	0.70	0.80	0.90	0
1	1.00	1.10	1.20	1.30	1.40	1.50	1.60	1.70	1.80	1.90	1
2	2.00	2.10	2.20	2.30	2.40	2.50	2.60	2.70	2.80	2.90	2
3	3.00	3.10	3.20	3.30	3.40	3.50	3.60	3.70	3.80	3.90	3
4	4.00	4.10	4.20	4.30	4.40	4.50	4.60	4.70	4.80	4.90	4
5	5.00	5.10	5.20	5.30	5.40	5.50	5.60	5.70	5.80	5.90	5
6	6.00	6.10	6.20	6.30	6.40	6.50	6.60	6.70	6.80	6.90	6
7	7.00	7.10	7.20	7.30	7.40	7.50	7.60	7.70	7.80	7.90	7
8	8.00	8.10	8.20	8.30	8.40	8.50	8.60	8.70	8.80	8.90	8
9	9.00	9.10	9.20	9.30	9.40	9.50	9.60	9.70	9.80	9.90	9
10	10.00	10.10	10.20	10.30	10.40	10.50	10.60	10.70	10.80	10.90	10
11	11.00	11.10	11.20	11.30	11.40	11.50	11.60	11.70	11.80	11.90	11
12	12.00	12.10	12.20	12.30	12.40	12.50	12.60	12.70	12.80	12.90	12
13	13.00	13.10	13.20	13.30	13.40	13.50	13.60	13.70	13.80	13.90	13
14	14.00	14.10	14.20	14.30	14.40	14.50	14.60	14.70	14.80	14.90	14
15	15.00	15.10	15.20	15.30	15.40	15.50	15.60	15.70	15.80	15.90	15
16	16.00	16.10	16.20	16.30	16.40	16.50	16.60	16.70	16.80	16.90	16
17	17.00	17.10	17.20	17.30	17.40	17.50	17.60	17.70	17.80	17.90	17
18	18.00	18.10	18.20	18.30	18.40	18.50	18.60	18.70	18.80	18.90	18
19	19.00	19.10	19.20	19.30	19.40	19.50	19.60	19.70	19.80	19.90	19
20	20.00	20.10	20.20	20.30	20.40	20.50	20.60	20.70	20.80	20.90	20
21	21.00	21.10	21.20	21.30	21.40	21.50	21.60	21.70	21.80	21.90	21
22	22.00	22.10	22.20	22.30	22.40	22.50	22.60	22.70	22.80	22.90	22
23	23.00	23.10	23.20	23.30	23.40	23.50	23.60	23.70	23.80	23.90	23
24	24.00	24.10	24.20	24.30	24.40	24.50	24.60	24.70	24.80	24.90	24
25	25.00	25.10	25.20	25.30	25.40	25.50	25.60	25.70	25.80	25.90	25
26	26.00	26.10	26.20	26.30	26.40	26.50	26.60	26.70	26.80	26.90	26
27	27.00	27.10	27.20	27.30	27.40	27.50	27.60	27.70	27.80	27.90	27
28	28.00	28.10	28.20	28.30	28.40	28.50	28.60	28.70	28.80	28.90	28
29	29.00	29.10	29.20	29.30	29.40	29.50	29.60	29.70	29.80	29.90	29
30	30.00	30.10	30.20	30.30	30.40	30.50	30.60	30.70	30.80	30.90	30
31	31.00	31.10	31.20	31.30	31.40	31.50	31.60	31.70	31.80	31.90	31
32	32.00	32.10	32.20	32.30	32.40	32.50	32.60	32.70	32.80	32.90	32
33	33.00	33.10	33.20	33.30	33.40	33.50	33.60	33.70	33.80	33.90	33
34	34.00	34.10	34.20	34.30	34.40	34.50	34.60	34.70	34.80	34.90	34
35	35.00	35.10	35.20	35.30	35.40	35.50	35.60	35.70	35.80	35.90	35
36	36.00	36.10	36.20	36.30	36.40	36.50	36.60	36.70	36.80	36.90	36
37	37.00	37.10	37.20	37.30	37.40	37.50	37.60	37.70	37.80	37.90	37
38	38.00	38.10	38.20	38.30	38.40	38.50	38.60	38.70	38.80	38.90	38
39	39.00	39.10	39.20	39.30	39.40	39.50	39.60	39.70	39.80	39.90	39
40	40.00	40.10	40.20	40.30	40.40	40.50	40.60	40.70	40.80	40.90	40
41	41.00	41.10	41.20	41.30	41.40	41.50	41.60	41.70	41.80	41.90	41
42	42.00	42.10	42.20	42.30	42.40	42.50	42.60	42.70	42.80	42.90	42
43	43.00	43.10	43.20	43.30	43.40	43.50	43.60	43.70	43.80	43.90	43
44	44.00	44.10	44.20	44.30	44.40	44.50	44.60	44.70	44.80	44.90	44
45	45.00	45.10	45.20	45.30	45.40	45.50	45.60	45.70	45.80	45.90	45
46	46.00	46.10	46.20	46.30	46.40	46.50	46.60	46.70	46.80	46.90	46
47	47.00	47.10	47.20	47.30	47.40	47.50	47.60	47.70	47.80	47.90	47
48	48.00	48.10	48.20	48.30	48.40	48.50	48.60	48.70	48.80	48.90	48
49	49.00	49.10	49.20	49.30	49.40	49.50	49.60	49.70	49.80	49.90	49
50	50.00	50.10	50.20	50.30	50.40	50.50	50.60	50.70	50.80	50.90	50

Distance of slope stake from side or shoulder stake for any width roadway, slope 1 to 1. If ground is nearly level, the cut or fill at side stake is located by the double entry method in left column and top row. The number in body of table in same row and column gives distance from side stake to slope stake. If ground is not level estimate the difference in elevation between the side stake and slope stake, lower target by this amount if cut, elevate if fill. Add this amount to cut or fill and find distance in table. Set up rod at this point, and line of sight should cut target. If it does not make the slight adjustment necessary.



TABLE XIII—CORRECTIONS FOR TANGENTS AND EXTERNALS

These corrections are to be added to the approximate values, found by dividing the tangent, or external, for a 1° curve (Table VIII) by the degree of curve, in order to obtain the true tangents, or externals. Intermediate values may be obtained by interpolation.

FOR TANGENTS ADD

Central Angle	DEGREE OF CURVE															
	5°	10°	15°	20°	25°	30°	35°	40°	45°	50°	55°	60°	65°	70°		
10°	.03	.06	.09	.13	.16	.19	.22	.25	.28	.31	.34	.38	.42	.46		
15°	.04	.10	.14	.19	.24	.29	.34	.39	.45	.51	.53	.58	.63	.68		
20°	.06	.13	.19	.26	.32	.39	.45	.51	.58	.65	.72	.79	.84	.90		
25°	.08	.16	.24	.33	.40	.49	.58	.67	.75	.83	.90	.99	1.06	1.14		
30°	.10	.19	.29	.39	.49	.59	.69	.79	.89	.99	1.09	1.20	1.29	1.39		
35°	.11	.22	.34	.47	.58	.69	.79	.81	.92	1.04	1.29	1.42	1.54	1.66		
40°	.13	.26	.40	.53	.67	.80	.93	1.06	1.20	1.34	1.49	1.64	1.79	1.94		
45°	.15	.30	.44	.60	.76	.91	1.06	1.21	1.37	1.52	1.70	1.87	2.04	2.21		
50°	.17	.34	.51	.68	.85	1.02	1.19	1.36	1.54	1.72	1.91	2.10	2.29	2.48		
55°	.19	.38	.57	.76	.95	1.14	1.32	1.52	1.72	1.92	2.14	2.35	2.56	2.77		
60°	.21	.42	.63	.84	1.05	1.27	1.49	1.71	1.94	2.17	2.38	2.60	2.83	3.07		
65°	.23	.46	.69	.93	1.16	1.40	1.64	1.88	2.13	2.38	2.63	2.88	3.13	3.39		
70°	.25	.51	.76	1.02	1.28	1.54	1.80	2.06	2.33	2.60	2.88	3.16	3.44	3.72		
75°	.27	.56	.83	1.12	1.40	1.69	1.98	2.27	2.57	2.87	3.16	3.47	3.78	4.09		
80°	.30	.61	.91	1.22	1.53	1.84	2.15	2.46	2.78	3.10	3.44	3.78	4.12	4.46		
85°	.33	.66	1.00	1.33	1.68	2.02	2.36	2.70	3.05	3.40	3.77	4.14	4.55	4.89		
90°	.36	.72	1.09	1.45	1.83	2.20	2.57	2.94	3.32	3.70	4.10	4.50	4.91	5.32		
95°	.39	.79	1.19	1.55	2.00	2.40	2.80	3.20	3.61	4.02	4.40	4.98	5.38	5.83		
100°	.43	.86	1.30	1.74	2.18	2.62	3.06	3.50	3.95	4.40	4.88	5.37	5.85	6.34		
110°	.51	1.03	1.56	2.08	2.61	3.14	3.67	4.21	4.76	5.31	5.86	6.43	7.01	7.60		
120°	.62	1.25	1.93	2.52	3.16	3.81	4.45	5.11	5.77	6.44	7.12	7.80	8.50	9.22		

FOR EXTERNALS ADD

Central Angle	DEGREE OF CURVE															
	5°	10°	15°	20°	25°	30°	35°	40°	45°	50°	55°	60°	65°	70°		
10°	.001	.003	.004	.006	.007	.008	.009	.011	.012	.014	.015	.017	.018	.020		
15°	.003	.007	.010	.014	.018	.023	.027	.029	.032	.035	.039	.043	.047	.051		
20°	.006	.011	.017	.022	.028	.034	.038	.045	.051	.057	.063	.070	.076	.083		
25°	.009	.018	.027	.036	.046	.056	.065	.074	.083	.093	.106	.120	.127	.135		
30°	.013	.025	.038	.051	.065	.078	.090	.103	.116	.129	.149	.170	.179	.188		
35°	.018	.035	.054	.072	.086	.109	.131	.153	.175	.197	.213	.230	.247	.264		
40°	.023	.046	.070	.093	.117	.141	.172	.203	.234	.265	.277	.290	.315	.341		
45°	.030	.060	.093	.119	.153	.184	.216	.254	.289	.325	.351	.378	.411	.445		
50°	.037	.075	.116	.151	.189	.227	.266	.305	.345	.384	.425	.467	.508	.550		
55°	.046	.093	.142	.188	.236	.283	.332	.381	.420	.479	.530	.582	.641	.700		
60°	.056	.112	.168	.225	.283	.340	.398	.457	.516	.575	.636	.697	.774	.851		
65°	.067	.135	.204	.273	.343	.412	.483	.554	.625	.697	.711	.845	.922	1.01		
70°	.080	.159	.240	.321	.403	.485	.568	.652	.735	.819	.906	.994	1.08	1.17		
75°	.095	.182	.266	.353	.440	.528	.617	.707	.797	.877	.977	1.07	1.18	1.29		
80°	.110	.220	.332	.445	.558	.671	.787	.903	1.02	1.13	1.25	1.38	1.50	1.62		
85°	.128	.259	.391	.524	.657	.790	.926	1.06	1.20	1.34	1.47	1.62	1.76	1.91		
90°	.149	.299	.450	.603	.756	.910	1.07	1.22	1.38	1.54	1.70	1.87	2.03	2.20		
95°	.174	.350	.522	.706	.885	1.06	1.25	1.43	1.62	1.80	1.99	2.18	2.38	2.58		
100°	.200	.401	.604	.809	1.01	1.22	1.43	1.64	1.85	2.06	2.28	2.50	2.73	2.96		
110°	.268	.536	.806	1.08	1.35	1.63	1.91	2.20	2.48	2.76	3.05	3.35	3.66	3.96		
120°	.360	.721	1.08	1.45	1.82	2.19	2.57	2.95	3.33	3.72	4.11	4.50	4.91	5.32		

LA JOLLA VIEW STANDPIPE

INDEX



SHOREY  
KEMP  
O'BRIEN

5/13/60

CLEAR & COOL ①

GAUGE: 193

TIME: 11:00 A.M.

LA JOLLA VIEW STANDPIPE

ELEV'S ON FOOTING

BM	1.182	501.942	500.760
S.W. ■		7.887	494.055
S.E. ■	5.192	499.278	7.856 494.086
P.N.E. ■	5.505	499.660	5.123 494.155
P.N.W. ■	9.720	503.775	5.605 494.055
CL.B.M.		3.012	500.763 =

(SEE F.B. 874-26)

CHISEL CROSS IN M.H. RIM

ELEV'S ON CHISEL SQUARES IN  
CONC. FTG.

500.760

SHOREY  
O'BRIEN  
PULLEN

11/18/60

CLEAR & COOL @

GAUGE: 14.3

TIME: 1:00 P.M.

LA JOLLA VIEW STANDPIPE  
(ELEV'S ON FTG.)

				PREVIOUS	
B.M. 2.323	503.083		500.760		CHIS'L + IN RIM OF M.H.
P S.W.	5.537	499.597	9.023	494.060	.055
TP S.E.	5.108	499.206	5.499	494.098	.086
N.E.		5.030	494.876	.155	
P N.W.	9.719	503.783	5.142	494.064	.055
CK. BM		3.024	500.759 =	.760	



STEFFENS  
O'BRIEN  
SHOREY

7-24-61

COOL & OVERCAST (3)

GAUGE: 14°

TIME: 9:00 AM

LA JOLLA VIEW STANDPIPE  
(ELEV'S ON FTG.)

			ELEV.	PREVIOUS	
B.M.	1.218	501.978	500.760		
TP S.W.	4.168	498.229	<del>7.917</del> 494.061	.060	
TP S.E.	5.130	499.234	4.125	494.104	.098
TP	3.505	497.700	5.039	494.195	
NE			3.509	494.191	.176
TP NW.	8.414	502.491	3.623	494.077	.064
CK S.W.			8.427	494.064 =	.061
CK B.M.			1.728	500.763 =	.760

CHISEL 'X' IN RIM OF M.H.

LA JOLLA VIEW  
STANDPIPE

BM	1.881	502.641	500.760
NW $\square$	5.163	499.232	8.572 494.069
TP	5.241	499.199	5.272 493.958
NE $\square$		5.017	494.182
TP	5.868	499.494	5.573 493.626
SE $\square$		5.393	494.161 <sup>.101</sup> <del>161</del>
SW $\square$	9.992	500.054	5.432 494.062
CK BM		3.290	500.764 = 500.764

BEATTY  
PETROPOLIS  
HODGSON

AUG. 31, 1962

⊕  
Cool & Cloudy  
9:30 am  
Gauge 202

CHTS ~~BL~~ on rim of MH.



La Jolla View  
Stand pipe

West  
Williams  
Allen

8/1/63

⑤  
Cloudy Cool  
10 AM  
Gauge = 190'

+ H. - Elev

1214 501.974 500.760

BM class x on Rim of MH

TP 4032 499.409 6.597 495.377

SW ■ 5.348 494.061

TP SE ■ 4.691 498.796 5.304 494.105

TP 5.050 499.216 4.630 494.166

NE ■ 5.019 494.197

TP 6.275 500.404 5.087 494.129

NW ■ 6.325 494.079

TP 5.703 504.690 1.417 498.987

3.929 500.761 = 500.760 Check BM



LA JOLLA VIEW  
 STANDPIPE  
 (CHECK ELEV. OF FOOTING)

WEST  
 WILLIAMS  
 SCHUHMACHER  
 JEELEY


6-9-66

COOL & OVERCAST (6)  
 TIME = 2:00 P.M.  
 GAUGE = NOT IN OPERATION


	+	HI.	-	ELEV.
B.M.	1.620	502.380		500.760
T.P. (Stn)	3.031	500.289	-5.122	497.258
S.W. □			-6.220	494.069
T.P.				
S.E. □ (T.P.)	4.910	499.018	6.181	494.108
T.P.	5.190	499.140	5.068	493.950
N.E. □	5.038	499.228	4.950	494.190
T.P.	5.251	499.261	5.218	494.010
N.W. □	5.088	499.181	5.168	494.093
T.P.	5.155	502.414	1.922	497.259
B.M. CHK.			1.653	500.761 = 500.760


THIS "X" ON RIM OF M.H.

Copied. rsh








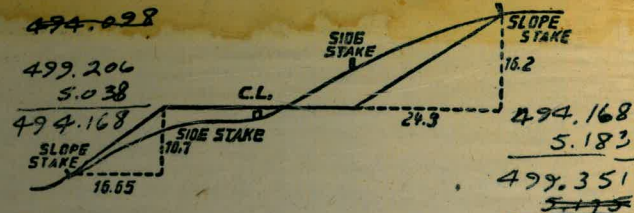


9









DISTANCES FROM SIDE STAKES FOR CROSS-SECTIONING  
 SLOPE 1½ TO 1. ROADWAY OF ANY WIDTH

	0	.1	.2	.3	.4	.5	.6	.7	.8	.9	
0	0.00	0.15	0.30	0.45	0.60	0.75	0.90	1.05	1.20	1.35	0
1	1.50	1.65	1.80	1.95	2.10	2.25	2.40	2.55	2.70	2.85	1
2	3.00	3.15	3.30	3.45	3.60	3.75	3.90	4.05	4.20	4.35	2
3	4.50	4.65	4.80	4.95	5.10	5.25	5.40	5.55	5.70	5.85	3
4	6.00	6.15	6.30	6.45	6.60	6.75	6.90	7.05	7.20	7.35	4
5	7.50	7.65	7.80	7.95	8.10	8.25	8.40	8.55	8.70	8.85	5
6	9.00	9.15	9.30	9.45	9.60	9.75	9.90	10.05	10.20	10.35	6
7	10.50	10.65	10.80	10.95	11.10	11.25	11.40	11.55	11.70	11.85	7
8	12.00	12.15	12.30	12.45	12.60	12.75	12.90	13.05	13.20	13.35	8
9	13.50	13.65	13.80	13.95	14.10	14.25	14.40	14.55	14.70	14.85	9
10	15.00	15.15	15.30	15.45	15.60	15.75	15.90	16.05	16.20	16.35	10
11	16.50	16.65	16.80	16.95	17.10	17.25	17.40	17.55	17.70	17.85	11
12	18.00	18.15	18.30	18.45	18.60	18.75	18.90	19.05	19.20	19.35	12
13	19.50	19.65	19.80	19.95	20.10	20.25	20.40	20.55	20.70	20.85	13
14	21.00	21.15	21.30	21.45	21.60	21.75	21.90	22.05	22.20	22.35	14
15	22.50	22.65	22.80	22.95	23.10	23.25	23.40	23.55	23.70	23.85	15
16	24.00	24.15	24.30	24.45	24.60	24.75	24.90	25.05	25.20	25.35	16
17	25.50	25.65	25.80	25.95	26.10	26.25	26.40	26.55	26.70	26.85	17
18	27.00	27.15	27.30	27.45	27.60	27.75	27.90	28.05	28.20	28.35	18
19	28.50	28.65	28.80	28.95	29.10	29.25	29.40	29.55	29.70	29.85	19
20	30.00	30.15	30.30	30.45	30.60	30.75	30.90	31.05	31.20	31.35	20
21	31.50	31.65	31.80	31.95	32.10	32.25	32.40	32.55	32.70	32.85	21
22	33.00	33.15	33.30	33.45	33.60	33.75	33.90	34.05	34.20	34.35	22
23	34.50	34.65	34.80	34.95	35.10	35.25	35.40	35.55	35.70	35.85	23
24	36.00	36.15	36.30	36.45	36.60	36.75	36.90	37.05	37.20	37.35	24
25	37.50	37.65	37.80	37.95	38.10	38.25	38.40	38.55	38.70	38.85	25
26	39.00	39.15	39.30	39.45	39.60	39.75	39.90	40.05	40.20	40.35	26
27	40.50	40.65	40.80	40.95	41.10	41.25	41.40	41.55	41.70	41.85	27
28	42.00	42.15	42.30	42.45	42.60	42.75	42.90	43.05	43.20	43.35	28
29	43.50	43.65	43.80	43.95	44.10	44.25	44.40	44.55	44.70	44.85	29
30	45.00	45.15	45.30	45.45	45.60	45.75	45.90	46.05	46.20	46.35	30
31	46.50	46.65	46.80	46.95	47.10	47.25	47.40	47.55	47.70	47.85	31
32	48.00	48.15	48.30	48.45	48.60	48.75	48.90	49.05	49.20	49.35	32
33	49.50	49.65	49.80	49.95	50.10	50.25	50.40	50.55	50.70	50.85	33
34	51.00	51.15	51.30	51.45	51.60	51.75	51.90	52.05	52.20	52.35	34
35	52.50	52.65	52.80	52.95	53.10	53.25	53.40	53.55	53.70	53.85	35
36	54.00	54.15	54.30	54.45	54.60	54.75	54.90	55.05	55.20	55.35	36
37	55.50	55.65	55.80	55.95	56.10	56.25	56.40	56.55	56.70	56.85	37
38	57.00	57.15	57.30	57.45	57.60	57.75	57.90	58.05	58.20	58.35	38
39	58.50	58.65	58.80	58.95	59.10	59.25	59.40	59.55	59.70	59.85	39
40	60.00	60.15	60.30	60.45	60.60	60.75	60.90	61.05	61.20	61.35	40
41	61.50	61.65	61.80	61.95	62.10	62.25	62.40	62.55	62.70	62.85	41
42	63.00	63.15	63.30	63.45	63.60	63.75	63.90	64.05	64.20	64.35	42
43	64.50	64.65	64.80	64.95	65.10	65.25	65.40	65.55	65.70	65.85	43
44	66.00	66.15	66.30	66.45	66.60	66.75	66.90	67.05	67.20	67.35	44
45	67.50	67.65	67.80	67.95	68.10	68.25	68.40	68.55	68.70	68.85	45
46	69.00	69.15	69.30	69.45	69.60	69.75	69.90	70.05	70.20	70.35	46
47	70.50	70.65	70.80	70.95	71.10	71.25	71.40	71.55	71.70	71.85	47
48	72.00	72.15	72.30	72.45	72.60	72.75	72.90	73.05	73.20	73.35	48
49	73.50	73.65	73.80	73.95	74.10	74.25	74.40	74.55	74.70	74.85	49
50	75.00	75.15	75.30	75.45	75.60	75.75	75.90	76.05	76.20	76.35	50

THE NATIONAL BLANK BOOK COMPANY  
 HOLYOKE MASSACHUSETTS  
 NEW YORK CHICAGO BOSTON SAN FRANCISCO