

DISTANCES FROM SIDE STAKES FOR CROSS-SECTIONING
SLOPE 1 TO 1. ROADWAY OF ANY WIDTH

	0	.1	.2	.3	.4	.5	.6	.7	.8	.9	
0	0.00	0.10	0.20	0.30	0.40	0.50	0.60	0.70	0.80	0.90	0
1	1.00	1.10	1.20	1.30	1.40	1.50	1.60	1.70	1.80	1.90	1
2	2.00	2.10	2.20	2.30	2.40	2.50	2.60	2.70	2.80	2.90	2
3	3.00	3.10	3.20	3.30	3.40	3.50	3.60	3.70	3.80	3.90	3
4	4.00	4.10	4.20	4.30	4.40	4.50	4.60	4.70	4.80	4.90	4
5	5.00	5.10	5.20	5.30	5.40	5.50	5.60	5.70	5.80	5.90	5
6	6.00	6.10	6.20	6.30	6.40	6.50	6.60	6.70	6.80	6.90	6
7	7.00	7.10	7.20	7.30	7.40	7.50	7.60	7.70	7.80	7.90	7
8	8.00	8.10	8.20	8.30	8.40	8.50	8.60	8.70	8.80	8.90	8
9	9.00	9.10	9.20	9.30	9.40	9.50	9.60	9.70	9.80	9.90	9
10	10.00	10.10	10.20	10.30	10.40	10.50	10.60	10.70	10.80	10.90	10
11	11.00	11.10	11.20	11.30	11.40	11.50	11.60	11.70	11.80	11.90	11
12	12.00	12.10	12.20	12.30	12.40	12.50	12.60	12.70	12.80	12.90	12
13	13.00	13.10	13.20	13.30	13.40	13.50	13.60	13.70	13.80	13.90	13
14	14.00	14.10	14.20	14.30	14.40	14.50	14.60	14.70	14.80	14.90	14
15	15.00	15.10	15.20	15.30	15.40	15.50	15.60	15.70	15.80	15.90	15
16	16.00	16.10	16.20	16.30	16.40	16.50	16.60	16.70	16.80	16.90	16
17	17.00	17.10	17.20	17.30	17.40	17.50	17.60	17.70	17.80	17.90	17
18	18.00	18.10	18.20	18.30	18.40	18.50	18.60	18.70	18.80	18.90	18
19	19.00	19.10	19.20	19.30	19.40	19.50	19.60	19.70	19.80	19.90	19
20	20.00	20.10	20.20	20.30	20.40	20.50	20.60	20.70	20.80	20.90	20
21	21.00	21.10	21.20	21.30	21.40	21.50	21.60	21.70	21.80	21.90	21
22	22.00	22.10	22.20	22.30	22.40	22.50	22.60	22.70	22.80	22.90	22
23	23.00	23.10	23.20	23.30	23.40	23.50	23.60	23.70	23.80	23.90	23
24	24.00	24.10	24.20	24.30	24.40	24.50	24.60	24.70	24.80	24.90	24
25	25.00	25.10	25.20	25.30	25.40	25.50	25.60	25.70	25.80	25.90	25
26	26.00	26.10	26.20	26.30	26.40	26.50	26.60	26.70	26.80	26.90	26
27	27.00	27.10	27.20	27.30	27.40	27.50	27.60	27.70	27.80	27.90	27
28	28.00	28.10	28.20	28.30	28.40	28.50	28.60	28.70	28.80	28.90	28
29	29.00	29.10	29.20	29.30	29.40	29.50	29.60	29.70	29.80	29.90	29
30	30.00	30.10	30.20	30.30	30.40	30.50	30.60	30.70	30.80	30.90	30
31	31.00	31.10	31.20	31.30	31.40	31.50	31.60	31.70	31.80	31.90	31
32	32.00	32.10	32.20	32.30	32.40	32.50	32.60	32.70	32.80	32.90	32
33	33.00	33.10	33.20	33.30	33.40	33.50	33.60	33.70	33.80	33.90	33
34	34.00	34.10	34.20	34.30	34.40	34.50	34.60	34.70	34.80	34.90	34
35	35.00	35.10	35.20	35.30	35.40	35.50	35.60	35.70	35.80	35.90	35
36	36.00	36.10	36.20	36.30	36.40	36.50	36.60	36.70	36.80	36.90	36
37	37.00	37.10	37.20	37.30	37.40	37.50	37.60	37.70	37.80	37.90	37
38	38.00	38.10	38.20	38.30	38.40	38.50	38.60	38.70	38.80	38.90	38
39	39.00	39.10	39.20	39.30	39.40	39.50	39.60	39.70	39.80	39.90	39
40	40.00	40.10	40.20	40.30	40.40	40.50	40.60	40.70	40.80	40.90	40
41	41.00	41.10	41.20	41.30	41.40	41.50	41.60	41.70	41.80	41.90	41
42	42.00	42.10	42.20	42.30	42.40	42.50	42.60	42.70	42.80	42.90	42
43	43.00	43.10	43.20	43.30	43.40	43.50	43.60	43.70	43.80	43.90	43
44	44.00	44.10	44.20	44.30	44.40	44.50	44.60	44.70	44.80	44.90	44
45	45.00	45.10	45.20	45.30	45.40	45.50	45.60	45.70	45.80	45.90	45
46	46.00	46.10	46.20	46.30	46.40	46.50	46.60	46.70	46.80	46.90	46
47	47.00	47.10	47.20	47.30	47.40	47.50	47.60	47.70	47.80	47.90	47
48	48.00	48.10	48.20	48.30	48.40	48.50	48.60	48.70	48.80	48.90	48
49	49.00	49.10	49.20	49.30	49.40	49.50	49.60	49.70	49.80	49.90	49
50	50.00	50.10	50.20	50.30	50.40	50.50	50.60	50.70	50.80	50.90	50

Distance of slope stake from side or shoulder stake for any width roadway, slope 1 to 1. If ground is nearly level, the cut or fill at side stake is located by the double entry method in left column and top row. The number in body of table in same row and column gives distance from side stake to slope stake. If ground is not level estimate the difference in elevation between the side stake and slope stake, lower target by this amount if cut, elevate if fill. Add this amount to cut or fill and find distance in table. Set up rod at this point, and line of sight should cut target. If it does not make the slight adjustment necessary.

TABLE XIII—CORRECTIONS FOR TANGENTS AND EXTERNALS

These corrections are to be added to the approximate values, found by dividing the tangent, or external, for a 1° curve (Table VIII) by the degree of curve, in order to obtain the true tangents, or externals.

FOR TANGENTS ADD

Central Angle	DEGREE OF CURVE													
	5°	10°	15°	20°	25°	30°	35°	40°	45°	50°	55°	60°	65°	70°
10°	.03	.06	.09	.13	.16	.19	.22	.25	.28	.31	.34	.38	.42	.46
15°	.04	.10	.14	.19	.24	.29	.34	.39	.45	.51	.53	.58	.63	.68
20°	.06	.13	.19	.26	.32	.39	.45	.51	.58	.65	.72	.79	.84	.90
25°	.08	.16	.24	.33	.40	.49	.58	.67	.75	.83	.90	.99	1.06	1.14
30°	.10	.19	.29	.39	.49	.59	.69	.79	.89	.99	1.09	1.20	1.29	1.39
35°	.11	.22	.34	.47	.58	.69	.79	.81	.92	1.04	1.29	1.42	1.54	1.66
40°	.13	.26	.40	.53	.67	.80	.93	1.06	1.20	1.34	1.49	1.64	1.79	1.94
45°	.15	.30	.44	.60	.76	.91	1.06	1.21	1.37	1.52	1.70	1.87	2.04	2.21
50°	.17	.34	.51	.68	.85	1.02	1.19	1.36	1.54	1.72	1.91	2.10	2.29	2.48
55°	.19	.38	.57	.76	.95	1.14	1.32	1.52	1.72	1.92	2.14	2.35	2.56	2.77
60°	.21	.42	.63	.84	1.05	1.27	1.49	1.71	1.94	2.17	2.38	2.60	2.83	3.07
65°	.23	.46	.69	.93	1.16	1.40	1.64	1.88	2.13	2.38	2.63	2.88	3.13	3.39
70°	.25	.51	.76	1.02	1.28	1.54	1.80	2.06	2.33	2.60	2.88	3.16	3.44	3.72
75°	.27	.56	.83	1.12	1.40	1.69	1.98	2.27	2.57	2.87	3.16	3.47	3.78	4.09
80°	.30	.61	.91	1.22	1.53	1.84	2.15	2.46	2.78	3.10	3.44	3.78	4.12	4.46
85°	.33	.66	1.00	1.33	1.68	2.02	2.36	2.70	3.05	3.40	3.77	4.14	4.55	4.89
90°	.36	.72	1.09	1.45	1.83	2.20	2.57	2.94	3.32	3.70	4.10	4.50	4.91	5.32
95°	.39	.79	1.19	1.55	1.95	2.32	2.69	3.06	3.44	3.82	4.22	4.62	5.03	5.44
100°	.43	.86	1.30	1.74	2.18	2.62	3.06	3.50	3.95	4.40	4.88	5.37	5.85	6.34
110°	.51	1.03	1.56	2.08	2.61	3.14	3.67	4.21	4.76	5.31	5.86	6.43	7.01	7.60
120°	.62	1.25	1.93	2.52	3.16	3.81	4.45	5.11	5.77	6.44	7.12	7.80	8.50	9.22

FOR EXTERNALS ADD

Central Angle	DEGREE OF CURVE													
	5°	10°	15°	20°	25°	30°	35°	40°	45°	50°	55°	60°	65°	70°
10°	.001	.003	.004	.006	.007	.008	.009	.011	.012	.014	.015	.017	.018	.020
15°	.003	.007	.010	.014	.018	.023	.027	.032	.035	.039	.043	.047	.051	.055
20°	.006	.011	.017	.022	.028	.034	.038	.045	.051	.057	.063	.070	.075	.083
25°	.009	.018	.027	.036	.046	.056	.065	.074	.083	.093	.106	.117	.127	.135
30°	.013	.025	.038	.051	.065	.078	.090	.103	.116	.129	.149	.170	.179	.188
35°	.018	.035	.054	.072	.086	.109	.131	.153	.175	.197	.219	.230	.247	.264
40°	.023	.046	.070	.093	.117	.141	.172	.203	.234	.265	.277	.290	.315	.341
45°	.030	.060	.093	.119	.153	.184	.216	.254	.289	.325	.351	.378	.411	.445
50°	.037	.075	.116	.151	.189	.227	.266	.305	.345	.384	.425	.467	.508	.550
55°	.046	.093	.142	.188	.236	.283	.332	.381	.420	.479	.530	.582	.641	.700
60°	.056	.112	.168	.225	.283	.340	.398	.457	.516	.575	.636	.697	.774	.851
65°	.067	.135	.204	.273	.343	.412	.483	.554	.625	.697	.711	.845	.922	1.01
70°	.080	.159	.240	.321	.403	.485	.568	.652	.735	.819	.906	.994	1.08	1.17
75°	.095	.182	.286	.383	.480	.578	.678	.777	.877	.977	1.07	1.18	1.29	1.39
80°	.110	.220	.332	.445	.558	.671	.787	.903	1.02	1.13	1.25	1.38	1.50	1.62
85°	.128	.259	.391	.524	.657	.790	.926	1.06	1.20	1.34	1.47	1.62	1.76	1.91
90°	.149	.299	.450	.603	.756	.910	1.07	1.22	1.38	1.54	1.70	1.87	2.03	2.20
95°	.174	.350	.522	.706	.885	1.06	1.25	1.43	1.62	1.80	1.99	2.18	2.38	2.58
100°	.200	.401	.604	.809	1.01	1.22	1.43	1.64	1.85	2.06	2.28	2.50	2.73	2.96
110°	.268	.536	.806	1.08	1.35	1.63	1.91	2.20	2.48	2.76	3.05	3.35	3.66	3.96
120°	.360	.721	1.08	1.45	1.82	2.19	2.57	2.95	3.33	3.72	4.11	4.50	4.91	5.32

15.88
6.12
09.66

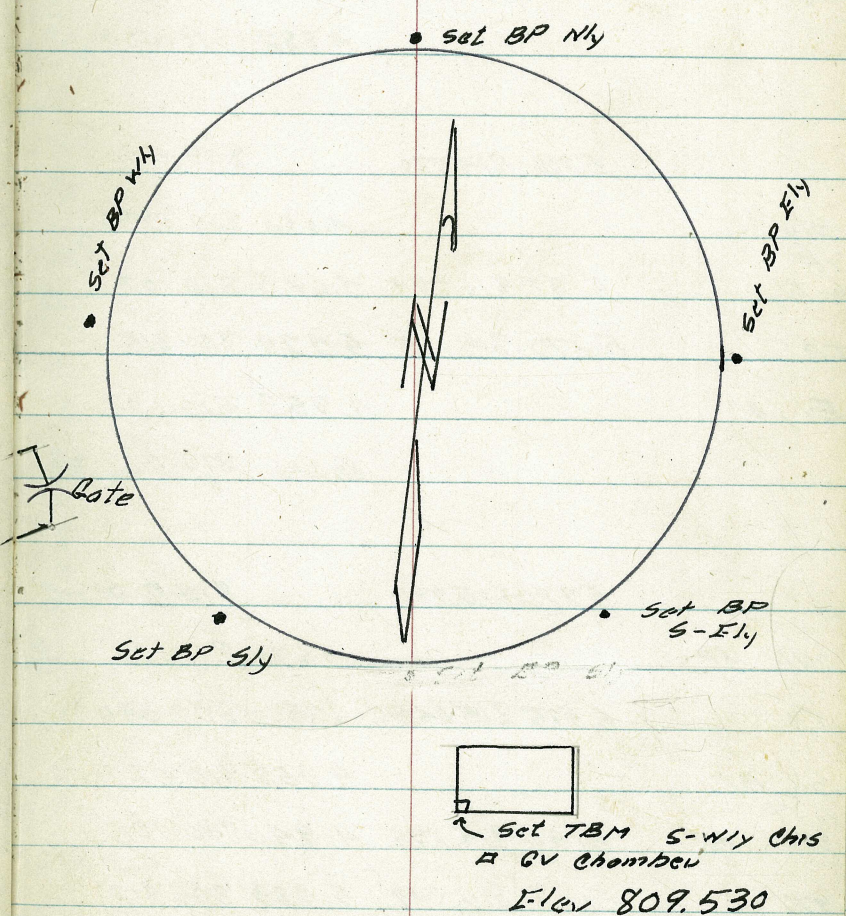
SAN CARLOS Res

10/2/64

West
Williams
Subcontract
Casey

City Datum

Ed BM chio + on Headwall
Elev = 810.060



SAN CARLOS Res
Expansion Check

West
Williams
Schuhmacher
Cosby

10/2/64
Warm

	+ Hi	- Elev	
	4.882 814.942	810.060	
Nly BP		4.813 810.129	
Wly BP		4.833 810.109	
		4.882 810.060	
	5.200 814.730	809.530	
Sly		4.642 810.088	
TP			
S-Ely	5.187 815.294	4.623 810.107	
TP	5.270 815.085	5.479 809.815	
Ely BP		4.953 810.132	
		5.016 810.069 =	
	5.720 815.780	810.060	
Wly BP		5.679 810.101	
TP	5.515 815.045	6.250 809.530 =	
Sly BP		4.958 810.087	
TP			
S-Ely BP	5.190 815.295	4.940 810.105	
TP	5.137 814.949	5.483 809.812	
Ely BP		4.820 810.129	
Nly BP		4.815 810.139	
		4.881 810.068 =	

BM Chris + on Nly Headwall

Check BM

TBM

810.060 Check BK

BM Chris + on Nly Headwall

809.530 Check TBM

810.060

San Carlos Res
Re Check

WEST 10/21/64

	+	HI	-	Elev	
	5.244	815.304		810.060	Chig + in Headwall
Nly BP			5.179	810.125	
TP					
Ely BP	5.854	815.977	5.181	810.123	
S-Ely TP	4.509	814.611	5.875	810.102	
Sly			4.523	810.088	
TP	5.898	815.429	5.080	809.531	= 809.530 TBM
Wly BP			5.319	810.110	
			5.364	810.065 =	810.060

SAN CARLOS RES. CHECK

3/15/66

BEATTY

WENTWORTH

DORSEY

FROST.

PREVIOUS
RUN = 10/2/64

NLY BP. EL = 810.126 EL. 810.125

ELY BP. EL = 810.125 EL. 810.123

S-ELY BP. EL = 810.099 EL. 810.102

SLY BP. EL 810.083 EL. 810.088

WLY BP. EL 810.107 EL. 810.110


CK IN 810.065

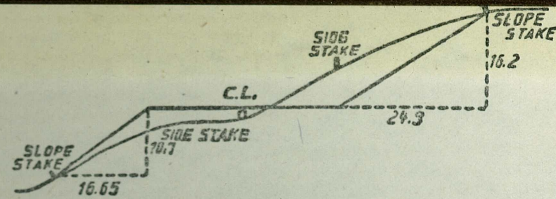
BM. CHILX IN HEADWALL

EL. = 810.060

USED THREE WIRE
(YARD)
LEVEL & LOUJAR ROD

CK. IN = 810.063





DISTANCES FROM SIDE STAKES FOR CROSS-SECTIONING.

SLOPE 1 1/2 TO 1. ROADWAY OF ANY WIDTH.

	0	.1	.2	.3	.4	.5	.6	.7	.8	.9	
0	0.00	0.15	0.30	0.45	0.60	0.75	0.90	1.05	1.20	1.35	0
1	1.50	1.65	1.80	1.95	2.10	2.25	2.40	2.55	2.70	2.85	1
2	3.00	3.15	3.30	3.45	3.60	3.75	3.90	4.05	4.20	4.35	2
3	4.50	4.65	4.80	4.95	5.10	5.25	5.40	5.55	5.70	5.85	3
4	6.00	6.15	6.30	6.45	6.60	6.75	6.90	7.05	7.20	7.35	4
5	7.50	7.65	7.80	7.95	8.10	8.25	8.40	8.55	8.70	8.85	5
6	9.00	9.15	9.30	9.45	9.60	9.75	9.90	10.05	10.20	10.35	6
7	10.50	10.65	10.80	10.95	11.10	11.25	11.40	11.55	11.70	11.85	7
8	12.00	12.15	12.30	12.45	12.60	12.75	12.90	13.05	13.20	13.35	8
9	13.50	13.65	13.80	13.95	14.10	14.25	14.40	14.55	14.70	14.85	9
10	15.00	15.15	15.30	15.45	15.60	15.75	15.90	16.05	16.20	16.35	10
11	16.50	16.65	16.80	16.95	17.10	17.25	17.40	17.55	17.70	17.85	11
12	18.00	18.15	18.30	18.45	18.60	18.75	18.90	19.05	19.20	19.35	12
13	19.50	19.65	19.80	19.95	20.10	20.25	20.40	20.55	20.70	20.85	13
14	21.00	21.15	21.30	21.45	21.60	21.75	21.90	22.05	22.20	22.35	14
15	22.50	22.65	22.80	22.95	23.10	23.25	23.40	23.55	23.70	23.85	15
16	24.00	24.15	24.30	24.45	24.60	24.75	24.90	25.05	25.20	25.35	16
17	25.50	25.65	25.80	25.95	26.10	26.25	26.40	26.55	26.70	26.85	17
18	27.00	27.15	27.30	27.45	27.60	27.75	27.90	28.05	28.20	28.35	18
19	28.50	28.65	28.80	28.95	29.10	29.25	29.40	29.55	29.70	29.85	19
20	30.00	30.15	30.30	30.45	30.60	30.75	30.90	31.05	31.20	31.35	20
21	31.50	31.65	31.80	31.95	32.10	32.25	32.40	32.55	32.70	32.85	21
22	33.00	33.15	33.30	33.45	33.60	33.75	33.90	34.05	34.20	34.35	22
23	34.50	34.65	34.80	34.95	35.10	35.25	35.40	35.55	35.70	35.85	23
24	36.00	36.15	36.30	36.45	36.60	36.75	36.90	37.05	37.20	37.35	24
25	37.50	37.65	37.80	37.95	38.10	38.25	38.40	38.55	38.70	38.85	25
26	39.00	39.15	39.30	39.45	39.60	39.75	39.90	40.05	40.20	40.35	26
27	40.50	40.65	40.80	40.95	41.10	41.25	41.40	41.55	41.70	41.85	27
28	42.00	42.15	42.30	42.45	42.60	42.75	42.90	43.05	43.20	43.35	28
29	43.50	43.65	43.80	43.95	44.10	44.25	44.40	44.55	44.70	44.85	29
30	45.00	45.15	45.30	45.45	45.60	45.75	45.90	46.05	46.20	46.35	30
31	46.50	46.65	46.80	46.95	47.10	47.25	47.40	47.55	47.70	47.85	31
32	48.00	48.15	48.30	48.45	48.60	48.75	48.90	49.05	49.20	49.35	32
33	49.50	49.65	49.80	49.95	50.10	50.25	50.40	50.55	50.70	50.85	33
34	51.00	51.15	51.30	51.45	51.60	51.75	51.90	52.05	52.20	52.35	34
35	52.50	52.65	52.80	52.95	53.10	53.25	53.40	53.55	53.70	53.85	35
36	54.00	54.15	54.30	54.45	54.60	54.75	54.90	55.05	55.20	55.35	36
37	55.50	55.65	55.80	55.95	56.10	56.25	56.40	56.55	56.70	56.85	37
38	57.00	57.15	57.30	57.45	57.60	57.75	57.90	58.05	58.20	58.35	38
39	58.50	58.65	58.80	58.95	59.10	59.25	59.40	59.55	59.70	59.85	39
40	60.00	60.15	60.30	60.45	60.60	60.75	60.90	61.05	61.20	61.35	40
41	61.50	61.65	61.80	61.95	62.10	62.25	62.40	62.55	62.70	62.85	41
42	63.00	63.15	63.30	63.45	63.60	63.75	63.90	64.05	64.20	64.35	42
43	64.50	64.65	64.80	64.95	65.10	65.25	65.40	65.55	65.70	65.85	43
44	66.00	66.15	66.30	66.45	66.60	66.75	66.90	67.05	67.20	67.35	44
45	67.50	67.65	67.80	67.95	68.10	68.25	68.40	68.55	68.70	68.85	45
46	69.00	69.15	69.30	69.45	69.60	69.75	69.90	70.05	70.20	70.35	46
47	70.50	70.65	70.80	70.95	71.10	71.25	71.40	71.55	71.70	71.85	47
48	72.00	72.15	72.30	72.45	72.60	72.75	72.90	73.05	73.20	73.35	48
49	73.50	73.65	73.80	73.95	74.10	74.25	74.40	74.55	74.70	74.85	49
50	75.00	75.15	75.30	75.45	75.60	75.75	75.90	76.05	76.20	76.35	50

THE NATIONAL BLANK BOOK COMPANY
 HOLYOKE MASSACHUSETTS
 NEW YORK CHICAGO BOSTON SAN FRANCISCO